

# ISHC

## 25th Congress

International Society  
of Heterocyclic Chemistry



UC Santa Barbara  
2015

### **Congress Organization Committee**

Thomas Pettus, Congress Chair, UCSB

Daniel Comins, Congress Co-Chair & ISHC President

Fred Luzzio, ISHC treasurer

Albert Padwa, ISHC Senior Fellow



# Thieme

# Sponsors



# Table of Program Contents

Organizing Committee	1
Sponsors	2
Table of Contents	3
ISHC Committees	3
Welcome and On-Site Information	4
History of the ISHC and Past Presidents	6
Schedule of Venues (12 Venues, 11 may be active at any one time)	7-14
Schedule for Events (at any one time: 1 Plenary, or 4 Invited talks, or 11 Short talks)	15-20
Poster Sessions (Monday 5:30pm 1-115, and Tuesday 5:30pm 116-215)	21-25
Attendees and Presenters	26-35
Abstracts of Posters and Talks (1-220)	36-127
Exhibitors	129
Map of Venues	130

## Committees

### Executive

**Prof. Daniel L. Comins,  
President**

Department of Chemistry  
North Carolina State Univ.  
Raleigh, North Carolina,  
Dan\_Comins@ncsu.edu

**Prof. Michael Kerr, Secretary:**

Department of Chemistry,  
Univ. of Western Ontario,  
Ontario Canada  
makerr@uwo.ca

**Prof. Frederick Luzzio, Treas.**

Department of Chemistry  
University of Louisville  
2320 South Brook Street  
Louisville, Kentucky 40292,  
HETCHEM@louisville.edu

**Prof. T. R. R. Pettus, Publicist**

Univ. Cal at Santa Barbara  
Santa Barbara CA 91360  
pettus@chem.ucsb.edu

### Advisory

**Prof. Alan Aitken**

University of St Andrews, Scot.  
raa@st-andrews.ac.uk

**Prof. Xu Bai**

Jilin University, China  
xbai.jida@gmail.com

**Prof. Margaret Brimble**

University of Auckland, NZ  
m.brimble@auckland.ac.nz

**Prof. Marco Ciufolini**

UBC, Vancouver, Canada  
ciufi@chem.ubc.ca

**Dr. Walter Huebsch,**

Bayer Healthcare  
Wuppertal, Germany  
walter.huebsch@bayer.com

**Prof. Stephen Martin**

University of Texas, Austin  
sfmartin@mail.utexas.edu

### Advisory Continued.

**Prof. Oliver Reiser**

Univ. of Regensburg, Germany  
oliver.reiser@chemie.uni-  
regensburg.de

**Prof. Mark Rizzacasa**

Univ. of Melbourne, Australia  
masr@unimelb.edu.au

### Senior Fellow

**Prof. Al Padwa,**

Department of Chemistry  
Emory University  
Atlanta GA  
chemap@emory.edu

# Welcome and On-Site Information

Welcome to UC Santa Barbara! The campus community has joined in an effort to make your stay a pleasant and rewarding experience. We hope that you will take the opportunity to explore the campus and local area, and that you will enjoy your time here. Should problems arise in your stay please call 805-637-9448.

**Registration Hours:** During the Conference in Corwin Pavilion Lobby, M-F 8:00am-5:00pm, except Wednesday after 11:40am and Friday after the end of the conference. Hours will be posted during the conference in the University Center at Corwin Lobby.

**Parking Information:** Parking for the ISHC Conference is in Lot 22. After 5:00pm and during the evening events on Sunday-Tuesday, your Lot 22 Parking Permit is also valid in Lot 3 near the University Center. Please refer to the campus map on the back of the program book for the location of both of these lots. Your permit is *NOT VALID* in the following spaces: 30-Minute, Disabled, Meters, Reserved or Restricted, Coastal Access, Enforced at all Times, Gold Spaces.

**Meals in the Dining Commons:** All participants staying on-campus should use their room keys to pay for meals in the dining commons. Participants not staying on campus can purchase meals at the Dining Commons. **Additional Meals:** Your conference registration fee also includes the wine and cheese reception on Sunday and the Beach Barbeque on Wednesday.

**Excursion on Wednesday, August 26:** If you have pre-registered and paid for either the Santa Ynez Valley Wine Tour or the Downtown Santa Barbara Wine Tour, you will receive a ticket in your name badge. Please present this ticket when boarding the transportation on Wednesday. The tour will leave promptly at 1:30pm and will return at approximately 6:30pm. Transportation departs from the Manzanita Bus Loop on campus.

**Campus Shuttle Service (Participants Staying On-Campus):** Please make sure to sign up at the Manzanita Village front desk for a return shuttle, should you need one, to either the Santa Barbara Airport or the Goleta location for the Santa Barbara Airbus. Participants Staying off campus should arrange transportation with their hotel 12 hours before needed to guarantee seating.

**Wireless Network/Computer Stations:** *(Participants Staying On-Campus)* All residence hall rooms offer free wireless high-speed Internet access. Participants staying on-campus will receive a login & password at the residence hall upon check-in in their lanyards. These codes can also be used to access the wireless network in session rooms. *(Participants Staying OFF-Campus)* All others who have registered will receive a login & password for wireless access in the session rooms at the Conference Registration Desk or inside their lanyards. Phone Support is available for presenters at 805-451-5512 during their sessions, and at 805-893-8777 (M-F 4:00-8:00pm, Saturdays and Sundays, 11:00am-3:00pm).



**Exhibition Schedule:** The exhibit area will be located in the Multi-Cultural Center Building (MCC) adjacent to the Corwin Pavilion plenary session room and refreshment break location in Lagoon Plaza.

Sunday, August 23	5:30pm - 7:30pm	Monday, August 24	8:30am - 6:30pm
Tuesday, August 25	8:30am - 6:30pm	Wednesday, August 26	8:30am - Noon
Thursday, August 27	8:30am - 5:00pm	Friday, August 28	8:30am - Noon

**Poster Presentations:** The Poster Session Reception will be held on *Monday* and *Tuesday* evenings on the Lagoon Plaza from *5:30-6:30pm*. Push pins will be provided. There may be two posters per board, back and front. Post on the board that shows your abstract number. Monday's session includes abstracts 1-115 and Tuesday's session includes abstracts 116-215. Participants may begin putting up their posters on the Monday or Tuesday morning on the day of their presentation. Posters may remain up all day, but must be removed by 7:30am on the day of after the presentation. Posters left behind on the poster boards may be discarded. The cork on the poster boards is 47 inches tall and 67.5 inches wide, (119 cm tall X 171 cm wide).

**Speaker Guidelines:** Please arrive at the designated break before your presentation (see AV Prep times below) to ensure that audio-visual equipment is in place and functional and to meet the other session participants. Strive keep your lecture in its allotted time and to follow the directions of the session chair, if present. *The following are the times and locations where UCSB staff or other personnel will be available to help you review your AV presentation on your laptop.* If you do not have a laptop, then it is up to you to request to use another presenter's laptop and test your presentation at the designated time and location. Speakers should convene before their presentations at the following times at the location of their talks. If anything unexpected arises, please call **805-451-5512**, or use the **phone** located on the lectern in the Girvetz rooms.

**Plenary Lecturers:** 60 minute presentations with no questions / Corwin Pavilion: *AV Prep for Presentations / 8:15-8:40 am on Monday / 8:30-8:55am on Tuesday-Friday / 10:00 - 10:15am Monday - Friday*

**Invited Lecturers:** 37 minute presentations with 3 minutes of questions / *AV Prep for Presentations Corwin West, Corwin East, MCC, Flying A / M, T, Thu 1:15-2:00pm / M, Thu 4:20-4:40*

**Short Talk Lecturers:** 17 min. presentations with 3 min. of questions / *AV Prep for Presentations Corwin West, Corwin East, MCC, Flying A, Harbor, Lobero, State, and Girvetz 2112, 2115, 2116, 2119 / M, T, Thu 3:20-3:35pm.*

# International Society of Heterocyclic Chemistry

The International Society of Heterocyclic Chemistry (ISHC) was established in August, 1968, in Albuquerque, New Mexico, in the USA by Dr. Raymond N. Castle (1916-1999). The function of the society is to promote heterocyclic chemistry, in particular by serving as the primary sponsoring agency for the ISHC-Congress, a large biennial meeting attracting hundreds of participants. Further aims of the ISHC are to honor persons who have made outstanding contributions to the field with two distinguished Awards and the appointment of ISHC Fellows. The ISHC is also actively involved in the publication of "Progress in Heterocyclic Chemistry" (PHC) a major reference work on heterocyclic chemistry.

## Presidents, Past and Present

2013-15 North Carolina State University,	<b>Daniel L. Comins</b> USA	1992-93, The Royal Institute of Technology	<b>Jan Bergman</b> Sweden
2012-13 Shanghai Institute of Organic Chemistry,	<b>Dawei Ma</b> China	1990-91 University of Waterloo,	<b>Vic Snieckus</b> Canada
2010-11, University of York,	<b>Richard Taylor</b> UK	1988-89 Hokkaido University,	<b>Yoshio Ban</b> Japan
2008-09 Kansas University,	<b>Jeff Aube</b> USA	1986-87 University of Wageningen,	<b>Henk van der Plas</b> Netherlands
2006-07 University of Auckland,	<b>Margaret Brimble</b> NZ	1984-85 University of South Florida	<b>Stewart Schneller</b> USA
2004-05 University of British Columbia,	<b>Marco Ciufolini</b> Canada	1982-83 Hokkaido University,	<b>Yoshio Ban</b> Japan
2002-03 Penn State,	<b>Steve Weinreb</b> USA	1980-81 University of Vienna,	<b>Fritz Sauter</b> Austria
2000-01 Tohoku University,	<b>Yoshi Yamamoto</b> Japan	1978-79 University of Michigan,	<b>Leroy Townsend</b> USA
1998-99 University of Exeter,	<b>Chris Moody</b> UK	1976-77 University of Ljubljana,	<b>Miha Tisler</b> Slovenia
1996-97 UC Irvine,	<b>Hal Moore</b> USA	1974-75 Warner-Lambert Parke-Davis Pharmaceuticals	<b>Edward Elslager</b> USA
1994-95 Emory University,	<b>Al Padwa</b> USA	1972-73 Albuquerque,	<b>Raymond Castle</b> (founder) USA

# Schedule for Sessions (12 rooms)

## CORWIN PAVILION

**K** ARK Symposium **I** Invited **H** ISHC Award **P** Plenary

### AUGUST 24 • MONDAY CORWIN PAVILION, Session Chair: Oliver Reiser

9:00am –	<b>P</b> [0200] Enantioselective Synthesis of Heterocycles from Carbon-Carbon Multiple Bonds	Corwin Pavilion
10:00am	Dean Toste	
10:20am –	<b>P</b> [0215] The Functionalization of C–H Bonds	Corwin Pavilion
11:20am	M Christina White	
11:20am –	<b>P</b> [0167] Application of C-H Functionalization Reactions to the Synthesis of Novel Heterocycles	Corwin Pavilion
12:20pm	André B. Charette	

### AUGUST 25 • TUESDAY CORWIN PAVILION, Session Chair: David Williams

9:00am –	<b>P</b> [0079] Studies in Natural Product Synthesis	Corwin Pavilion
10:00am	Phil Baran	
10:20am –	<b>P</b> [0204] Transcriptional Control of Cancer with Small Molecules: Towards Novel Therapeutics	Corwin Pavilion
11:20am	Matthew Shair	
11:20am –	<b>P</b> [0198] Fragment Coupling Using Bimolecular Free-Radical Reactions	Corwin Pavilion
12:20pm	Larry Overman	

### AUGUST 26 • WEDNESDAY CORWIN PAVILION, Session Chair: Eric Scriven

9:00am –	<b>K</b> [0005] Alan R. Katritzky Memorial Symposium "A 50 Year Infatuation/Obsession with 1,3-Dipoles"	Corwin Pavilion
10:00am	Al Padwa	
10:20am –	<b>I</b> [0117] Synthesis of azabicyclic natural product analogues aiming at biological activity	Corwin Pavilion
11:00am	Christian Stevensn	
11:00am –	<b>I</b> [0048] What are Heterocyclic Mesomeric Betaines?	Corwin Pavilion
11:40am	Christopher Ramsden	
11:40am –	<b>I</b> [0208] Development and Application of StackPhos, A New Chiral Biaryl Heterocyclic Ligand for Enantioselective Catalysis	Corwin Pavilion
12:20pm	Aaron Aponick	

### AUGUST 27 • THURSDAY CORWIN PAVILION, Session Chairs: Christian Melander and Dan Comins

9:00am –	<b>P</b> [0210] Recent Progress in the Synthesis of Natural Products	Corwin Pavilion
10:00am	John Wood	
10:20am –	<b>H</b> [0078] A. R. Katritzky Junior Award "Synthetic Studies on N-Heterocyclic Natural Products"	Corwin Pavilion
11:20am	A.R. Katritzky Junior Awardee: Hidetoshi Tokuyama	
11:20am –	<b>H</b> [0155] E. C. Taylor Senior Award: Synthesis of Heterocycles By Cyclizations and Functionalizations	Corwin Pavilion
12:20pm	E.C. Taylor Senior Awardee: Janine Cossy	

### AUGUST 28 • FRIDAY CORWIN PAVILION, Session Chair: Al Padwa

9:00am –	<b>P</b> [0195] Toward a nature-inspired, dual-catalytic method to dehydrogenate organic compounds	Corwin Pavilion
10:00am	Erik Sorensen	
10:00am –	<b>P</b> [0201] Complex Natural Products as a Driving Force for Discovery in Organic Chemistry	Corwin Pavilion
11:00am	Brian Stoltz	
11:00am –	<b>A</b> Closing Remarks	
11:20am	Dan L Comins & Oliver Reiser	

## CORWIN WEST

I

 Invited

S

 Short Talk

## AUGUST 24 • MONDAY CORWIN WEST, SESSION CHAIR: JAVIER READ DE ALANIZ

2:00pm – 2:40pm	I [0202] Development of New Higher-Order Carbocyclization Reactions: Emulating Terpene Biosynthesis <i>P. Andrew Evans</i>	Corwin West
2:40pm – 3:20pm	I [0076] To Phlegmarines and Beyond - Strategies for Efficiency and Diversity in Natural Product Synthesis <i>Ben Bradshaw</i>	Corwin West
3:40pm – 4:00pm	S [0015] Synthetic Studies Towards Spiroindimicins B-D <i>Lachlan Blair</i>	Corwin West
4:00pm – 4:20pm	S [0052] Palladium-Catalyzed Amidation by Chemoselective C(sp <sup>3</sup> )-H functionalization: Concise Route to Oxindoles and its application <i>Chihiro Tsukano</i>	Corwin West
4:40pm – 5:20pm	I [0094] Studies Toward the Synthesis of Daphnycyclidin A <i>David R Williams</i>	Corwin West

## AUGUST 25 • TUESDAY CORWIN WEST, SESSION CHAIR: P. ANDY EVANS

2:00pm – 2:40pm	I [0209] Brønsted Acid Catalysis - Concepts and Applications in the Synthesis of Heterocycles <i>Magnus Rueping</i>	Corwin West
2:40pm – 3:20pm	I [0215] Molecular Rearrangements of Furan Heterocycles <i>Javier Read de Alaniz</i>	Corwin West
3:40pm – 4:00pm	S [0062] Ortholactone Spiroketal Fragment Couplings: A Convergent Approach to Complex Natural Products. <i>Matthew Cook</i>	Corwin West
4:00pm – 4:20pm	S [0012] Total and Formal Syntheses of Heterocyclic Natural Products and Drugs by Matsuda-Heck-Reaction <i>Felix Wolf</i>	Corwin West

## AUGUST 27 • THURSDAY CORWIN WEST, SESSION CHAIR: THOMAS LIVINGHOUSE

2:00pm – 2:40pm	I [0193] Total Synthesis and Stereochemistry of (+)-Dragmacidin D <i>Armen Zakarian</i>	Corwin West
2:40pm – 3:20pm	I [0002] Mangrolide A – A Novel Marine-Derived Antibiotic with Activity Against Gram-Negative Pathogens <i>Jef K De Brabander</i>	Corwin West
3:40pm – 4:00pm	S [0090] Asymmetric Synthesis of Poison Dart Frog Indolizidine Alkaloids <i>Yu-Jang Li</i>	Corwin West
4:00pm – 4:20pm	S [0086] The Total Synthesis of Gelsenicine via Platinum-Catalyzed Cycloisomerization <i>Eric Ferreira</i>	Corwin West
4:40pm – 5:20pm	I [0044] Functional Heterocyclic $\pi$ -Systems by Multicomponent and Domino Syntheses <i>Thomas J. J. Müller</i>	Corwin West

Room AV handled by UCEN, Thomas Pettus agreeable to introduce ALL short talks

## CORWIN EAST

**I** Invited   **S** Short Talk

## AUGUST 24 • MONDAY CORWIN EAST, SESSION CHAIR: FLAVIO EMERY

2:00pm – 2:40pm	<b>I</b> [0205] Nitrogen Dense Heterocycles as Antibiotic Adjuvants <i>Christian Melander</i>	Corwin East
2:40pm – 3:20pm	<b>I</b> [0199] Total Synthesis of Periploside A, a unique Pregnane Hexasaccharide with Potent Immunosuppressive Effects <i>Biao Yu</i>	Corwin East
3:40pm – 4:00pm	<b>S</b> [0095] Visible light mediated deoxygenation and decarboxylation as key step for the synthesis of tetrahydrofurans and pyrrolidines <i>Oliver Reiser</i>	Corwin East
4:00pm – 4:20pm	<b>S</b> [0099] Protecting Group Free Enantiospecific Total Synthesis of Structurally Diverse Natural Products of Four Different Classes <i>Dattatraya Dethle</i>	Corwin East
4:40pm – 5:20pm	<b>I</b> [0213] $\alpha,\beta$ -Unsaturated Diazoketones as Useful Platforms in the Synthesis of Nitrogen Heterocycles <i>Antonio Carlos Bender Burtoloso</i>	Corwin East

## AUGUST 25 • TUESDAY CORWIN EAST, SESSION CHAIR: ANTONIO BURTOLOSO

2:00pm – 2:40pm	<b>I</b> [0046] A Divergent Stereocontrolled Synthesis of the Enantiopure Tetracyclic Cores of Asparagamine A and Stemofoleone via an Intramolecular 2-Propylidene-1,3-(bis)silane Bicyclization <i>Thomas Livinghouse</i>	Corwin East
2:40pm – 3:20pm	<b>I</b> [0028] Synthesis of Poison-Frog Alkaloids <i>Naoki Toyooka</i>	Corwin East
3:40pm – 4:00pm	<b>S</b> [0011] Rapid Composition of Tricyclic Spiranoid Lactones: Access to Natural and Unexplored Frames <i>Dmitry Tselikhovsky</i>	Corwin East
4:00pm – 4:20pm	<b>S</b> [0121p] Indole Directed C-H Activation: Direct Synthesis of Functionalized Carbazole from Indoles via Triple C-H Activation <i>Akhilesh Verma</i>	Corwin East

## AUGUST 27 • THURSDAY CORWIN EAST, SESSION CHAIR: JEFF KUETHE

2:00pm – 2:40pm	<b>I</b> [0066] Carbaporphyrins and Beyond: The Quest for Quatyrin <i>Timothy D. Lash</i>	Corwin East
2:40pm – 3:20pm	<b>I</b> [0206] "Life is Heterocyclic" (Metalation) <i>Victor A. Snieckus</i>	Corwin East
3:40pm – 4:00pm	<b>S</b> [0006] Towards the Total Synthesis of the Tetranortriterpene Gedunin <i>Craig Williams</i>	Corwin East
4:00pm – 4:20pm	<b>S</b> [0150] Pyrazoloquinazolinones and benzimidazoquinazolinones via a 3 + 3 N-acylation-SNAr strategy <i>Richard A. Bunce</i>	Corwin East
4:40pm – 5:20pm	<b>I</b> [0207] Molecular Gymnastics: bond formation with rearrangements <i>Nuno Maulide</i>	Corwin East

Room AV handled by UCEN, John Eickhoff agreeable to introduce ALL short talks

## MCC THEATER

I Invited S Short Talk

## AUGUST 24 • MONDAY MCC THEATER, SESSION CHAIR: JOE ARMSTRONG

2:00pm – 2:40pm	I [0203] Novel Strategies for the Preparation of Functionalizable Heterocyclic Motifs <i>Andrew Flick</i>	MCC Theater
2:40pm – 3:20pm	I [0132] Can Ketones Be Productive Dienophiles For IEDDA Reactions? <i>Xu Bai</i>	MCC Theater
3:40pm – 4:00pm	S [0087] Catch & Release Drug Delivery System – Heterocycles, Bioorthogonal Chemistry and Implantable Biomaterials Optimize the Pharmacokinetics of Systemic Small Molecules <i>Jose M. Mejia Oneto</i>	MCC Theater
4:00pm – 4:20pm	S [0004] Asymmetric Synthesis of alpha-Quaternary Substituted Aziridine-2-carboxylates and Application to Amino Acid Synthesis <i>Maurice Marsini</i>	MCC Theater
4:40pm – 5:20pm	I [0129] Synthesis of a Highly Functionalized Octahydro-Isoindole-Based NK1 Receptor Antagonist <i>Jeff Kuethe</i>	MCC Theater

## AUGUST 25 • TUESDAY MCC THEATER, SESSION CHAIR: WALTER HUEBSCH

2:00pm – 2:40pm	I [0031] Optimization of Pim Kinase Inhibitors: Heterocyclic Chemistry and Macrocycles in a Pyrrole Series of Compounds <i>Victor Cee</i>	MCC Theater
2:40pm – 3:20pm	I [0104] Elucidation of the Structure and Stereochemistry of the Metabolites of the HCV Protease Inhibitor Faldaprevir <i>Carl Busacca</i>	MCC Theater
3:40pm – 4:00pm	S [0123] Small Molecules for Treatment of Retinal Degenerative Diseases <i>Christopher Lindsey</i>	MCC Theater
4:00pm – 4:20pm	S [0069] Fragment-Based Approach Toward Lactate Dehydrogenase A (LDHA) Inhibitors <i>Beth Knapp-Reed</i>	MCC Theater

## AUGUST 27 • THURSDAY MCC THEATER, SESSION CHAIR: MAURICE MARSINI

2:00pm – 2:40pm	I [0196] Old Methods to New Targets: Accessing Highly Functionalized Heterocycles for Drug Development <i>Christopher Borths</i>	MCC Theater
2:40pm – 3:20pm	I [0194] Synthesis and Up-Scaling of Finerenone, a Novel Potent and Selective Oral Non-Steroidal Mineralo-Corticoid Receptor (MR) Antagonist <i>Johannes Platzek</i>	MCC Theater
3:40pm – 4:00pm	S [0034] Improved Stability of Proline-derived Direct Thrombin Inhibitors through Hydroxyl to Heterocycle Replacement <i>Harry Chobanian</i>	MCC Theater
4:00pm – 4:20pm	S [0009] Scale Up of Azaindole Compound: A Story of Synthetic Evolution <i>Colin Liang</i>	MCC Theater
4:40pm – 5:20pm	I [0093] Synthesis of a Heterocyclic Pharmaceutical Intermediate via an Intramolecular Asymmetric [3+2] Nitron/Olefin Cycloaddition <i>Stan Kolis</i>	MCC Theater

Room AV handled by Marco Lam (Little Group) agreeable to introduce Short talks



## UCEN FLYING A

**I** Invited   **S** Short Talk

## AUGUST 24 • MONDAY UCEN FLYING A, SESSION CHAIR: LIMING ZHANG

2:00pm –	<b>I</b> <a href="#">[0083] Enantioselective N-heterocyclic Carbene Catalysis with Ester Substrates</a>	UCEN Flying A
2:40pm	<a href="#">David Lupton</a>	
2:40pm –	<b>I</b> <a href="#">[0057] Enantioselective Organocatalytic Cycloadditions via Hydrogen Bond Catalysis</a>	UCEN Flying A
3:20pm	<a href="#">Geraldine Masson</a>	
3:40pm –	<b>S</b> <a href="#">[0127] Merging Enamine Catalysis with Hard Metal Lewis Acid Catalysis for Asymmetric Organic Transformations</a>	
4:00pm	<a href="#">Hong Wang</a>	UCEN Flying A
4:00pm –	<b>S</b> <a href="#">[0187] Organotextile Catalysis</a>	UCEN Flying A
4:20pm	<a href="#">Jiwoong Lee</a>	
4:40pm –	<b>I</b> <a href="#">[0081] Synthesis of Hybrid-1,5 Disubstituted Tetrazoles by Ugi-azide Reaction</a>	UCEN Flying A
5:20pm	<a href="#">Rocío Gámez-Montaño</a>	

## AUGUST 25 • TUESDAY UCEN FLYING A, SESSION CHAIR: ERIC FERREIRA

2:00pm –	<b>I</b> <a href="#">[0013] Synthesis of Natural Products Containing Spiroketal</a>	UCEN Flying A
2:40pm	<a href="#">Margaret Brimble</a>	
2:40pm –	<b>I</b> <a href="#">[0116] Domino Strategies for Syntheses of Natural Products and New Molecular Scaffolds</a>	UCEN Flying A
3:20pm	<a href="#">Krishna Kaliappan</a>	
3:40pm –	<b>S</b> <a href="#">[0107] Practical Synthesis of N-Substituted Cyanamides as N-C-N Building Blocks for Heterocycle Synthesis</a>	UCEN Flying A
4:00pm	<a href="#">Tun-Cheng Chien</a>	
4:00pm –	<b>S</b> <a href="#">[0017] Transition Metal-Catalyzed Cyclization of Enediyne to Benzopyranones, Carbazoles and Benzothiophenes</a>	
4:20pm	<a href="#">Ming-Jung Wu</a>	UCEN Flying A

## AUGUST 27 • THURSDAY UCEN FLYING A, SESSION CHAIR: ALAN AITKEN

2:00pm –	<b>I</b> <a href="#">[0192] Developing a Library of Heterocycles to Fight Neglected Diseases</a>	UCEN Flying A
2:40pm	<a href="#">Flavio Emery</a>	
2:40pm –	<b>I</b> <a href="#">[0073] Polysubstituted Pyrimidines: Biological and Chemical properties</a>	UCEN Flying A
3:20pm	<a href="#">Zlatko Janeba</a>	
3:40pm –	<b>S</b> <a href="#">[0138] A Straightforward Access to the Chiral Cyclopentadienes via Intramolecular Metal Carbene/Carbenoid Cascade Transformations</a>	UCEN Flying A
4:00pm	<a href="#">Xinfang Xu</a>	
4:00pm –	<b>S</b> <a href="#">[0109] Cross-dehydrogenative C-H Bond Silylation of Aromatic Heterocycles by an Earth-abundant Metal Catalyst</a>	
4:20pm	<a href="#">Anton Toutov</a>	UCEN Flying A
4:40pm –	<b>I</b> <a href="#">[0219] Gold catalysis in the synthesis of heterocycles</a>	UCEN Flying A
5:20pm	<a href="#">Liming Zhang</a>	

Room AV handled by [Saemi Oh](#) (Read Group), agreeable to introduce Short talks

## UCEN HARBOR , SESSIONS CHAIR: LES BURNETT

 Short Talk

## AUGUST 24 • MONDAY, UCEN HARBOR

3:40pm – 4:00pm	S [0019] Lewis acid-catalyzed cyclization reactions of amides of ethenetricarboxylates <i>Shoko Yamazaki</i>	UCEN Harbor
4:00pm – 4:20pm	S [0091] A Bioinspired Approach to Tricyclic Spiroacetal-fused gamma-Lactones <i>Rongbiao Tong</i>	UCEN Harbor

## AUGUST 25 • TUESDAY, UCEN HARBOR

3:40pm – 4:00pm	S [0186] Practical Asymmetric Electrophilic Amination of Silyl Enol Ether Derivatives via the Nitrosocarbonyl Ene Reaction <i>Andrey Samoshin</i>	UCEN Harbor
4:00pm – 4:20pm	S [0218] An Efficient Synthesis of Tetrahydroimidazo[1,2-a]pyrazines via Tandem Multicomponent Reaction <i>Volodymyr Kysil</i>	UCEN Harbor

## AUGUST 27 • THURSDAY, UCEN HARBOR

3:40pm – 4:00pm	S [0149] Catalytic One-Step Synthesis of Unprotected Piperazines, Morpholines and Thiomorpholines using SnAP Reagents <i>Michael Umberto Luescher</i>	UCEN Harbor
4:00pm – 4:20pm	S [0003] Total Synthesis and Structural Revision of Muironolide A <i>Kyle Young</i>	UCEN Harbor

Room AV handled by Les Burnett (Read Group)

## UCEN LOBERO, SESSIONS CHAIR: ZHIXUN WANG

 Short Talk

## AUGUST 24 • MONDAY, UCEN LOBERO

3:40pm – 4:00pm	S [0140] The simple and versatile synthesis of tetrasubstituted pyrroles and subsequent functionalization <i>Tristan Reekie</i>	UCEN Lobero
4:00pm – 4:20pm	S [0147] One-pot Synthesis of cyclic analogues of hexamethylenebis(3-pyridine)amide (HMBPA) <i>Eduardo González-Zamora</i>	UCEN Lobero

## AUGUST 25 • TUESDAY, UCEN LOBERO,

3:40pm – 4:00pm	S [0169] Development of Chiral Auxiliaries and Catalysts from Proline Hydantoin <i>Costa Metallinos</i>	UCEN Lobero
4:00pm – 4:20pm	S [0105] Teaching an old dog new tricks: chemical biology studies of pyrroloquinazolines <i>Xiangshu Xiao</i>	UCEN Lobero

## AUGUST 27 • THURSDAY, UCEN LOBERO

3:40pm – 4:00pm	S [0010] Deprotonated $\alpha$ -Aminonitriles as versatile Building Blocks for the construction of N-Heterocycles <i>Till Opatz</i>	UCEN Lobero
4:00pm – 4:20pm	S [0088] Efficient Synthesis of Indene-Aldehyde Derivatives Catalyzed by Secondary Amine Catalysts <i>Hui Mao</i>	UCEN Lobero

Room AV handled by Zhixun Wang (Zhang Group)



## UCEN STATE, SESSIONS CHAIR: HONGYI CHEN (ZHANG GROUP)

[I](#) Invited
 [S](#) Short Talk

## AUGUST 24 • MONDAY, UCEN STATE

3:40pm –	<b>S [0030] Amine Enables the Switching between Iminolactonization and Olefination</b>	UCEN State
4:00pm	<i>Takashi Nishikata</i>	
4:00pm –	<b>S [0144] Asymmetric synthesis of <math>\beta</math>-lactams by gas phase pyrolysis</b>	UCEN State
4:20pm	<i>ST Lecturers: Alan Aitken</i>	

## AUGUST 25 • TUESDAY, UCEN STATE

3:40pm –	<b>S [0038] Synthesis and Fungicidal Activity of Substituted 1-(1-tert-butyl-1H-imidazol-4-yl)-1H-1,2,3-triazoles</b>	UCEN State
4:00pm	<i>Mikhail Dubovis</i>	
4:00pm –	<b>S [0112] Enantioselective Synthesis of Fully Functionalized Chiral Hemiaminals</b>	UCEN State
4:20pm	<i>Hongming Li</i>	

## AUGUST 27 • THURSDAY, UCEN STATE

3:40pm –	<b>S [0014] Hantzsch-type Reaction of <math>\beta</math>-Formyl-<math>\beta</math>-nitroenamine: Multi-component Synthesis of 4-Substituted-3,5-dinitro-1,4-dihydropyridine</b>	UCEN State
4:00pm	<i>Haruyasu Asahara</i>	
4:00pm –	<b>S [0032] Exploration of New Synthetic Methodologies for the Synthesis of Heterocyclic Scaffolds</b>	UCEN State
4:20pm	<i>R T Pardasani</i>	

Room AV handled by Hongyi Chen (Zhang Group)

## GIRVETZ 2112, SESSIONS CHAIR: DAVID FISHER (READ GROUP)

[S](#) Short Talk

## AUGUST 24 • MONDAY GIRVETZ 2112

3:40pm –	<b>S short talk (empty)</b>	Girvetz 2112
4:00pm		
4:00pm –	<b>S short talk (empty)</b>	Girvetz 2112
4:20pm		

## AUGUST 25 • TUESDAY GIRVETZ 2112,

3:40pm –	<b>S [0022] Enantiospecific coupling of secondary and tertiary boronic esters</b>	Girvetz 2112
4:00pm	<i>Marcin Odachowski</i>	
4:00pm –	<b>S [0124] Production of Antimicrobial Silver and Magnetite nanoparticles Using Natural Products based on Rosin And Murrh</b>	
4:20pm	<i>Gums Hamad Al-Lohedan</i>	Girvetz 2112

## AUGUST 27 • THURSDAY GIRVETZ 2112

3:40pm –	<b>S [0189] C-H Insertions in oxidative gold catalysis: Synthesis of bicyclic dihydropyran-3-ones from in situ generated <math>\alpha</math>-oxo gold</b>	
4:00pm	<b>carbenes through the relay of vinyl cation intermediates</b> <i>Zhitong Zheng</i>	Girvetz 2112
4:00pm –	<b>S [0033] Heterocycle Synthesis from Quinols</b>	Girvetz 2112
4:20pm	<i>Jing Wu</i>	

Room AV handled by David Fisher (Read Group)

## AUGUST 24 • MONDAY, GIRVETZ 2115

3:40pm – 4:00pm	S [0165] 1-Aza-3,4-diphospholides - Synthesis, Structure and Reactivity <i>Riccardo Suter</i>	Girvetz 2115
4:00pm – 4:20pm	S [0092] Stereoselective Synthesis of Oxa- and Aza-cycles using Reactions of Alkynes <i>Santosh Gharpure</i>	Girvetz 2115

## AUGUST 25 • TUESDAY, GIRVETZ 2115

3:40pm – 4:00pm	S [0040] Targeting Vector Borne Tropical Infectious Diseases with Heterocyclic Compounds <i>Christina Chai</i>	Girvetz 2115
4:00pm – 4:20pm	S [0211] Towards Chemoselective Arylation Reactions of Peptides Using Triarylbi-muthanes <i>Martin Hébert</i>	Girvetz 2115

## AUGUST 27 • THURSDAY, GIRVETZ 2115

3:40pm – 4:00pm	S [0156] Enantioselective aza-Henry Reaction of Arylnitromethane using Homogeneous Brønsted Acid-Base Catalyst under Intermittent-Flow Conditions with a Recycle <i>Sergey Tsukanov</i>	Girvetz 2115
4:00pm – 4:20pm	S [0114] Structural Modifications of Quinoidal Molecules towards Bioactive and Fluorescent Heterocycles <i>Eufrânio da Silva Júnior</i>	Girvetz 2115

Room AV handled by JIM HEMMER (Read Group)

## AUGUST 24 • MONDAY, GIVERTZ 2116

3:40pm – 4:00pm	S [0045] Development of an Expedient Process for the Multi-Kilogram Synthesis of CHK1 Inhibitor GDC-0425 <i>Andy Stumpf</i>	Girvetz 2116
4:00pm – 4:20pm	S [0016] Synthesis of Nitrogen Analogues of Bioactive Lignans <i>Eunkyung Jung</i>	Girvetz 2116

## AUGUST 25 • TUESDAY, GIVERTZ 2116

3:40pm – 4:00pm	S [0080] Asymmetric Conjugate Addition of Alkylzirconocenes to Cyclopentene-3,5-dione Monoacetals <i>Emeline Rideau</i>	Girvetz 2116
4:00pm – 4:20pm	S [0175] Synthesis and application of 2-substituted 1,1-diphenyl-2,4-dihydro-1H-benzo[d][1,3]oxaphosphinin-1-ium <i>Wenhua Huang</i>	Girvetz 2116

## AUGUST 27 • THURSDAY, GIVERTZ 2116

3:40pm – 4:00pm	S [0055] N-methylmelamines as precursors for new polymers <i>Manuela List</i>	Girvetz 2116
4:00pm – 4:20pm	S [0072] Talkative Molecules: Design and Synthesis of Functional Bodipy Compoundss <i>Neelam Shivran</i>	Girvetz 2116

Room AV handled by Evan Landstorm (Lipshutz Group)

## AUGUST 24 • MONDAY, GIRVETZ 2119

3:40pm – 4:00pm	S [0174] Tuberculosis Adenosines: Novel Terpene Nucleosides from <i>Mycobacterium tuberculosis</i> <i>Jeffrey Buter</i>	Girvetz 2119
4:00pm – 4:20pm	S [0197] Epimerization-free Cu-catalyzed peptide activation and cyclization <i>Jan van Maarseveen</i>	Girvetz 2119

## AUGUST 25 • TUESDAY, GIRVETZ 2119

3:40pm – 4:00pm	S [0146] Synthesis of Highly Functionalized 4-Aminoquinolines <i>Tim Wezeman</i>	Girvetz 2119
4:00pm – 4:20pm	S [0177] Discovery and Optimization of Novel Inhibitors of the Mitochondrial Permeability Transition Pore <i>Sudeshna Roy</i>	Girvetz 2119

## AUGUST 27 • THURSDAY, GIRVETZ 2119

3:40pm – 4:00pm	S [0065] Biomimetic Synthesis of Phenylethanoid Alkaloids <i>Patrick Brown</i>	Girvetz 2119
4:00pm – 4:20pm	S [0217] Synthesis and Conformational Studies of Small Molecule Macrocyclic Inhibitors of ALK/ROS1 – Discovery of PF-06463922 <i>Paul Richardson</i>	Girvetz 2119

Room AV handled by Zhengao Feng (Pettus Group)

# Schedule of Events

**A** Announcements   **K** ARK Symposium   **B** break   **C** Check-in   **F** Free Time   **I** Invited   **H** ISHC Award  
**M** Meal   **T** Members' Meeting   **P** Plenary   **N** Poster Session   **R** Reception   **S** Short Talk

## AUGUST 23 • SUNDAY

5:00pm – 7:30pm	<b>C Conference Registration</b>	Corwin Pavilion
5:30pm – 7:30pm	<b>R Reception</b>	UCEN Lagoon Plaza
7:00pm – 8:00pm	<b>M Dinner</b>	Ortega Dining Commons

## AUGUST 24 • MONDAY

### AUGUST 24 • MONDAY

7:30am – 8:30am	<b>M Breakfast</b>	Ortega Dining Commons
8:40am – 9:00am	<b>A Announcements</b>	Corwin Pavilion
9:00am – 10:00am	<b>P [0200] Enantioselective Synthesis of Heterocycles from Carbon-Carbon Multiple Bonds</b> <i>Dean Toste</i>	Corwin Pavilion
10:00am – 10:20am	<b>B Coffee Break</b>	UCEN Lagoon Plaza
10:20am – 11:20am	<b>P [0215] The Functionalization of C–H Bonds</b> <i>M Christina White</i>	Corwin Pavilion
11:20am – 12:20pm	<b>P [0167] Application of C-H Functionalization Reactions to the Synthesis of Novel Heterocycles</b> <i>André B. Charette</i>	Corwin Pavilion
12:30pm – 1:45pm	<b>M Lunch</b>	Ortega Dining Commons
2:00pm – 2:40pm	<b>I [0083] Enantioselective N-heterocyclic Carbene Catalysis with Ester Substrates</b> <i>David Lupton</i>	UCEN Flying A
2:00pm – 2:40pm	<b>I [0202] Development of New Higher-Order Carbocyclization Reactions: Emulating Terpene Biosynthesis</b> <i>P. Andrew Evans</i>	Corwin West
2:00pm – 2:40pm	<b>I [0203] Novel Strategies for the Preparation of Functionalizable Heterocyclic Motifs</b> <i>Andrew Flick</i>	MCC Theater
2:00pm – 2:40pm	<b>I [0205] Nitrogen Dense Heterocycles as Antibiotic Adjuvants</b> <i>Christian Melander</i>	Corwin East
2:40pm – 3:20pm	<b>I [0057] Enantioselective Organocatalytic Cycloadditions via Hydrogen Bond Catalysis</b> <i>Geraldine Masson</i>	UCEN Flying A
2:40pm – 3:20pm	<b>I [0076] To Phlegmarines and Beyond - Strategies for Efficiency and Diversity in Natural Product Synthesis</b> <i>Ben Bradshaw</i>	Corwin West
2:40pm – 3:20pm	<b>I [0132] Can Ketones Be Productive Dienophiles For IEDDA Reactions?</b> <i>Xu Bai</i>	MCC Theater
2:40pm – 3:20pm	<b>I [0199] Total Synthesis of Periploside A, a unique Pregnane Hexasaccharide with Potent Immunosuppressive Effects</b> <i>Biao Yu</i>	Corwin East
3:20pm – 3:40pm	<b>B Coffee Break</b>	UCEN Lagoon Plaza

## AUGUST 24 • MONDAY CONT.

3:40pm – 4:00pm	<b>S</b> [0015] Synthetic Studies Towards Spiroindimicins B-D <i>Lachlan Blair</i>	Corwin West
3:40pm – 4:00pm	<b>S</b> [0019] Lewis acid-catalyzed cyclization reactions of amides of ethenetricarboxylates <i>Shoko Yamazaki</i>	UCEN Harbor
3:40pm – 4:00pm	<b>S</b> [0030] Amine Enables the Switching between Iminolactonization and Olefination <i>Takashi Nishikata</i>	UCEN State
3:40pm – 4:00pm	<b>S</b> [0045] Development of an Expedient Process for the Multi-Kilogram Synthesis of CHK1 Inhibitor GDC-0425 <i>Andy Stumpf</i>	Girvetz 2116
3:40pm – 4:00pm	<b>S</b> [0087] Catch & Release Drug Delivery System – Heterocycles, Bioorthogonal Chemistry and Implantable Biomaterials Optimize the Pharmacokinetics of Systemic Small Molecules <i>Jose M. Mejia Oneto</i>	MCC Theater
3:40pm – 4:00pm	<b>S</b> [0095] Visible light mediated deoxygenation and decarboxylation as key step for the synthesis of tetrahydrofurans and pyrrolidines <i>Oliver Reiser</i>	Corwin East
3:40pm – 4:00pm	<b>S</b> [0127] Merging Enamine Catalysis with Hard Metal Lewis Acid Catalysis for Asymmetric Organic Transformations <i>Hong Wang</i>	UCEN Flying A
3:40pm – 4:00pm	<b>S</b> [0140] The simple and versatile synthesis of tetrasubstituted pyrroles and subsequent functionalization <i>Tristan Reekie</i>	UCEN Lobero
3:40pm – 4:00pm	<b>S</b> [0165] 1-Aza-3,4-diphospholides - Synthesis, Structure and Reactivity <i>Riccardo Suter</i>	Girvetz 2115
3:40pm – 4:00pm	<b>S</b> [0174] Tuberculosisinyl Adenosines: Novel Terpene Nucleosides from Mycobacterium tuberculosis <i>Jeffrey Buter</i>	Girvetz 2119
4:00pm – 4:20pm	<b>S</b> [0004] Asymmetric Synthesis of alpha-Quaternary Substituted Aziridine-2-carboxylates and Application to Amino Acid Synthesis <i>Maurice Marsini</i>	MCC Theater
4:00pm – 4:20pm	<b>S</b> [0016] Synthesis of Nitrogen Analogues of Bioactive Lignans <i>Eunhyung Jung</i>	Girvetz 2116
4:00pm – 4:20pm	<b>S</b> [0052] Palladium-Catalyzed Amidation by Chemoselective C(sp <sup>3</sup> )-H functionalization: Concise Route to Oxindoles and its application <i>Chihiro Tsukano</i>	Corwin West
4:00pm – 4:20pm	<b>S</b> [0091] A Bioinspired Approach to Tricyclic Spiroacetal-fused gamma-Lactones <i>Rongbiao Tong</i>	UCEN Harbor
4:00pm – 4:20pm	<b>S</b> [0092] Stereoselective Synthesis of Oxa- and Aza-cycles using Reactions of Alkynes <i>Santosh Gharpure</i>	Girvetz 2115
4:00pm – 4:20pm	<b>S</b> [0099] Protecting Group Free Enantiospecific Total Synthesis of Structurally Diverse Natural Products of Four Different Classes <i>Dattatraya Dethle</i>	Corwin East
4:00pm – 4:20pm	<b>S</b> [0144] Asymmetric synthesis of $\beta$ -lactams by gas phase pyrolysis <i>Alan Aitken</i>	UCEN State
4:00pm – 4:20pm	<b>S</b> [0147] One-pot Synthesis of cyclic analogues of hexamethylenebis(3-pyridine)amide (HMBPA) <i>Eduardo González-Zamora</i>	UCEN Lobero
4:00pm – 4:20pm	<b>S</b> [0187] Organotextile Catalysis <i>Jiwoong Lee</i>	UCEN Flying A
4:00pm – 4:20pm	<b>S</b> [0197] Epimerization-free Cu-catalyzed peptide activation and cyclization <i>Jan van Maarseveen</i>	Girvetz 2119
4:20pm – 4:40pm	<b>B</b> Walkabout	TBA
4:40pm – 5:20pm	<b>I</b> [0081] Synthesis of Hybrid-1,5 Disubstituted Tetrazoles by Ugi-azide Reaction <i>Rocio Gámez-Montaño</i>	UCEN Flying A
4:40pm – 5:20pm	<b>I</b> [0094] Studies Toward the Synthesis of Daphnicyclidin A <i>David R Williams</i>	Corwin West
4:40pm – 5:20pm	<b>I</b> [0129] Synthesis of a Highly Functionalized Octahydro-isoindole-Based NK1 Receptor Antagonist <i>Jeff Kuethle</i>	MCC Theater
4:40pm – 5:20pm	<b>I</b> [0213] $\alpha,\beta$ -Unsaturated Diazoketones as Useful Platforms in the Synthesis of Nitrogen Heterocycles <i>Antonio Carlos Bender Burtoloso</i>	Corwin East
5:30pm – 6:30pm	<b>N</b> Poster Session A [0001 - 0115]	UCEN Lagoon Plaza
6:30pm – 7:30pm	<b>M</b> Dinner	Ortega Dining Commons



**A** Announcements   **K** ARK Symposium   **B** break   **C** Check-in   **F** Free Time   **I** Invited   **H** ISHC Award  
**M** Meal   **T** Members' Meeting   **P** Plenary   **N** Poster Session   **R** Reception   **S** Short Talk

## AUGUST 25 • TUESDAY

7:30am – 8:30am	<b>M Breakfast</b>	Ortega Dining Commons
8:55am – 9:00am	<b>A Announcements</b>	Corwin Pavilion
9:00am – 10:00am	<b>P [0079] Studies in Natural Product Synthesis</b> <i>Phil Baran</i>	Corwin Pavilion
10:00am – 10:20am	<b>B Coffee Break</b>	UCEN Lagoon Plaza
10:20am – 11:20am	<b>P [0204] Transcriptional Control of Cancer with Small Molecules: Towards Novel Therapeutics</b> <i>Matthew Shair</i>	Corwin Pavilion
11:20am – 12:20pm	<b>P [0198] Fragment Coupling Using Bimolecular Free-Radical Reactions</b> <i>Larry Overman</i>	Corwin Pavilion
12:30pm – 1:45pm	<b>M Lunch</b>	Ortega Dining Commons
2:00pm – 2:40pm	<b>I [0013] Synthesis of Natural Products Containing Spiroketal</b> <i>Margaret Brimble</i>	UCEN Flying A
2:00pm – 2:40pm	<b>I [0031] Optimization of Pim Kinase Inhibitors: Heterocyclic Chemistry and Macrocycles in a Pyrrole Series of Compounds</b> <i>Victor Cee</i>	MCC Theater
2:00pm – 2:40pm	<b>I [0046] A Divergent Stereocontrolled Synthesis of the Enantiopure Tetracyclic Cores of Asparagamine A and Stemofoline via an Intramolecular 2-Propylidene-1,3-(bis)silane Bicyclization</b> <i>Thomas Livinghouse</i>	Corwin East
2:00pm – 2:40pm	<b>I [0209] Brønsted Acid Catalysis - Concepts and Applications in the Synthesis of Heterocycles</b> <i>Magnus Rueping</i>	Corwin West
2:40pm – 3:20pm	<b>I [0028] Synthesis of Poison-Frog Alkaloids</b> <i>Naoki Toyooka</i>	Corwin East
2:40pm – 3:20pm	<b>I [0104] Elucidation of the Structure and Stereochemistry of the Metabolites of the HCV Protease Inhibitor Faldaprevir</b> <i>Carl Busacca</i>	MCC Theater
2:40pm – 3:20pm	<b>I [0116] Domino Strategies for Syntheses of Natural Products and New Molecular Scaffolds</b> <i>Krishna Kaliappan</i>	UCEN Flying A
2:40pm – 3:20pm	<b>I [0215] Molecular Rearrangements of Furan Heterocycles</b> <i>Javier Read de Alaniz</i>	Corwin West
3:20pm – 3:40pm	<b>B Coffee Break</b>	UCEN Lagoon Plaza
3:40pm – 4:00pm	<b>S [0011] Rapid Composition of Tricyclic Spiranoïd Lactones: Access to Natural and Unexplored Frames</b> <i>Dmitry Tsvetikhovskiy</i>	Corwin East
3:40pm – 4:00pm	<b>S [0022] Enantiospecific coupling of secondary and tertiary boronic esters</b> <i>Marcin Odachowski</i>	Girvetz 2112
3:40pm – 4:00pm	<b>S [0038] Synthesis and Fungicidal Activity of Substituted 1-(1-tert-butyl-1H-imidazol-4-yl)-1H-1,2,3-triazoles</b> <i>Mikhail Dubovis</i>	UCEN State
3:40pm – 4:00pm	<b>S [0040] Targeting Vector Borne Tropical Infectious Diseases with Heterocyclic Compounds</b> <i>Christina Chai</i>	Girvetz 2115
3:40pm – 4:00pm	<b>S [0062] Ortholactone Spiroketal Fragment Couplings: A Convergent Approach to Complex Natural Products.</b> <i>Matthew Cook</i>	Corwin West
3:40pm – 4:00pm	<b>S [0080] Asymmetric Conjugate Addition of Alkylzirconocenes to Cyclopentene-3,5-dione Monoacetals</b> <i>Emeline Rideau</i>	Girvetz 2116
3:40pm – 4:00pm	<b>S [0107] Practical Synthesis of N-Substituted Cyanamides as N-C-N Building Blocks for Heterocycle Synthesis</b> <i>Tun-Cheng Chien</i>	UCEN Flying A
3:40pm – 4:00pm	<b>S [0123] Small Molecules for Treatment of Retinal Degenerative Diseases</b> <i>Christopher Lindsey</i>	MCC Theater
3:40pm – 4:00pm	<b>S [0146] Synthesis of Highly Functionalized 4-Aminoquinolines</b> <i>Tim Wezeman</i>	Girvetz 2119
3:40pm – 4:00pm	<b>S [0169] Development of Chiral Auxiliaries and Catalysts from Proline Hydantoin</b> <i>Costa Metallinos</i>	UCEN Lobero
3:40pm – 4:00pm	<b>S [0186] Practical Asymmetric Electrophilic Amination of Silyl Enol Ether Derivatives via the Nitrosocarbonyl Ene Reaction</b> <i>Andrey Samoshin</i>	UCEN Harbor

## AUGUST 25 • TUESDAY CONT.

4:00pm – 4:20pm	<b>S</b> <a href="#">[0012] Total and Formal Syntheses of Heterocyclic Natural Products and Drugs by Matsuda-Heck-Reaction</a> <i>Felix Wolf</i>	Corwin West
4:00pm – 4:20pm	<b>S</b> <a href="#">[0017] Transition Metal-Catalyzed Cyclization of Eneynes to Benzopyranones, Carbazoles and Benzothiophenes</a> <i>Ming-Jung Wu</i>	UCEN Flying A
4:00pm – 4:20pm	<b>S</b> <a href="#">[0069] Fragment-Based Approach Toward Lactate Dehydrogenase A (LDHA) Inhibitors</a> <i>Beth Knapp-Reed</i>	MCC Theater
4:00pm – 4:20pm	<b>S</b> <a href="#">[0105] Teaching an old dog new tricks: chemical biology studies of pyrroloquinazoles</a> <i>Xiangshu Xiao</i>	UCEN Lobero
4:00pm – 4:20pm	<b>S</b> <a href="#">[0112] Enantioselective Synthesis of Fully Functionalized Chiral Hemiaminals</a> <i>Hongming Li</i>	UCEN State
4:00pm – 4:20pm	<b>S</b> <a href="#">[0121p] Indole Directed C-H Activation: Direct Synthesis of Functionalized Carbazole from Indoles via Triple C-H Activation</a> <i>Akhilesh Verma</i>	Corwin East
4:00pm – 4:20pm	<b>S</b> <a href="#">[0124] Production of Antimicrobial Silver and Magnetite nanoparticles Using Natural Products based on Rosin And Murrh Gums</a> <i>Hamad Al-Lohedan</i>	Girvetz 2112
4:00pm – 4:20pm	<b>S</b> <a href="#">[0175] Synthesis and application of 2-substituted 1,1-diphenyl-2,4-dihydro-1H-benzo[d][1,3]oxaphosphinin-1-ium</a> <i>Wenhua Huang</i>	Girvetz 2116
4:00pm – 4:20pm	<b>S</b> <a href="#">[0177] Discovery and Optimization of Novel Inhibitors of the Mitochondrial Permeability Transition Pore</a> <i>Sudeshna Roy</i>	Girvetz 2119
4:00pm – 4:20pm	<b>S</b> <a href="#">[0211] Towards Chemoselective Arylation Reactions of Peptides Using Triarylbi-muthanes</a> <i>Martin Hébert</i>	Girvetz 2115
4:00pm – 4:20pm	<b>S</b> <a href="#">[0218] An Efficient Synthesis of Tetrahydroimidazo[1,2-a]pyrazines via Tandem Multicomponent Reaction</a> <i>Volodymyr Kysil</i>	UCEN Harbor
4:30pm – 5:30pm	<b>T</b> <b>ISHC Members' Meeting</b>	Corwin West
5:30pm – 6:30pm	<b>N</b> <b>Poster Session B [0116 - 0215]</b>	UCEN Lagoon Plaza
6:30pm – 7:30pm	<b>M</b> <b>Dinner</b>	Ortega Dining Commons

**A** Announcements   **K** ARK Symposium   **B** break   **C** Check-in   **F** Free Time   **I** Invited   **H** ISHC Award  
**M** Meal   **T** Members' Meeting   **P** Plenary   **N** Poster Session   **R** Reception   **S** Short Talk

## AUGUST 26 • WEDNESDAY

7:30am – 8:30am	<b>M</b> <b>Breakfast</b>	Ortega Dining Commons
8:55am – 9:00am	<b>A</b> <b>Announcements</b>	Corwin Pavilion
9:00am – 10:00am	<b>K</b> <a href="#">[0005] Alan R. Katritzky Memorial Symposium "A 50 Year Infatuation/Obsession with 1,3-Dipoles"</a> <i>Al Padwa</i>	Corwin Pavilion
10:00am – 10:20am	<b>B</b> <b>Coffee Break</b>	UCEN Lagoon Plaza
10:20am – 11:00am	<b>I</b> <a href="#">[0117] Synthesis of azabicyclic natural product analogues aiming at biological activity</a> <i>Christian Stevens</i>	Corwin Pavilion
11:00am – 11:40am	<b>I</b> <a href="#">[0048] What are Heterocyclic Mesomeric Betaines?</a> <i>Christopher Ramsden</i>	Corwin Pavilion
11:40am – 12:20pm	<b>I</b> <a href="#">[0208] Development and Application of StackPhos, A New Chiral Biaryl Heterocyclic Ligand for Enantioselective Catalysis</a> <i>Aaron Aponick</i>	Corwin Pavilion
12:20pm – 6:30pm	<b>F</b> <b>Free Time</b>	TBA
12:30pm – 1:45pm	<b>M</b> <b>Lunch</b>	Ortega Dining Commons
6:30pm – 7:30pm	<b>M</b> <b>Dinner</b>	Ortega Dining Commons

**A** Announcements   **K** ARK Symposium   **B** break   **C** Check-in   **F** Free Time   **I** Invited   **H** ISHC Award  
**M** Meal   **T** Members' Meeting   **P** Plenary   **N** Poster Session   **R** Reception   **S** Short Talk

## AUGUST 27 • THURSDAY

7:30am – 8:30am	<b>M Breakfast</b>	Ortega Dining Commons
8:55am – 9:00am	<b>A Announcements</b>	Corwin Pavilion
9:00am – 10:00am	<b>P [0210] Recent Progress in the Synthesis of Natural Products</b> <i>John Wood</i>	Corwin Pavilion
10:00am – 10:20am	<b>B Coffee Break</b>	UCEN Lagoon Plaza
10:20am – 11:20am	<b>H [0078] A. R. Katritzky Junior Award "Synthetic Studies on N-Heterocyclic Natural Products"</b> <i>Hidetoshi Tokuyama</i>	Corwin Pavilion
11:20am – 12:20pm	<b>H [0155] E. C. Taylor Senior Award: Synthesis of Heterocycles By Cyclizations and Functionalizations</b> <i>Janine Cossy</i>	Corwin Pavilion
12:30pm – 1:30pm	<b>M ISHC Committee Lunch</b>	GSA Lounge (adjacent MCC)
12:30pm – 1:45pm	<b>M Lunch</b>	Ortega Dining Commons
2:00pm – 2:40pm	<b>I [0066] Carbaporphyrins and Beyond: The Quest for Quatyrin</b> <i>Timothy D. Lash</i>	Corwin East
2:00pm – 2:40pm	<b>I [0192] Developing a Library of Heterocycles to Fight Neglected Diseases</b> <i>Flavio Emery</i>	UCEN Flying A
2:00pm – 2:40pm	<b>I [0193] Total Synthesis and Stereochemistry of (+)-Dragmacidin D</b> <i>Armen Zakarian</i>	Corwin West
2:00pm – 2:40pm	<b>I [0196] Old Methods to New Targets: Accessing Highly Functionalized Heterocycles for Drug Development</b> <i>Christopher Borths</i>	MCC Theater
2:40pm – 3:20pm	<b>I [0002] Mangrolide A – A Novel Marine-Derived Antibiotic with Activity Against Gram-Negative Pathogens</b> <i>Jef K De Brabander</i>	Corwin West
2:40pm – 3:20pm	<b>I [0073] Polysubstituted Pyrimidines: Biological and Chemical properties</b> <i>Zlatko Janeba</i>	UCEN Flying A
2:40pm – 3:20pm	<b>I [0194] Synthesis and Up-Scaling of Finerenone, a Novel Potent and Selective Oral Non-Steroidal Mineralo-Corticoid Receptor (MR) Antagonist</b> <i>Johannes Platzek</i>	MCC Theater
2:40pm – 3:20pm	<b>I [0206] "Life is Heterocyclic" (Metalation)</b> <i>Victor A. Snieckus</i>	Corwin East
3:20pm – 3:40pm	<b>B Coffee Break</b>	UCEN Lagoon Plaza
3:40pm – 4:00pm	<b>S [0006] Towards the Total Synthesis of the Tetranortriterpene Gedunin</b> <i>Craig Williams</i>	Corwin East
3:40pm – 4:00pm	<b>S [0010] Deprotonated <math>\alpha</math>-Aminonitriles as versatile Building Blocks for the construction of N-Heterocycles</b> <i>Till Opatz</i>	UCEN Lobero
3:40pm – 4:00pm	<b>S [0014] Hantzsch-type Reaction of <math>\beta</math>-Formyl-<math>\beta</math>-nitroenamine: Multi-component Synthesis of 4-Substituted-3,5-dinitro-1,4-dihydropyridine</b> <i>Haruyasu Asahara</i>	UCEN State
3:40pm – 4:00pm	<b>S [0034] Improved Stability of Proline-derived Direct Thrombin Inhibitors through Hydroxyl to Heterocycle Replacement</b> <i>Harry Chobanian</i>	MCC Theater
3:40pm – 4:00pm	<b>S [0055] N-methylmelamines as precursors for new polymers</b> <i>Manuela List</i>	Girvetz 2116
3:40pm – 4:00pm	<b>S [0065] Biomimetic Synthesis of Phenylethanoid Alkaloids</b> <i>Patrick Brown</i>	Girvetz 2119
3:40pm – 4:00pm	<b>S [0090] Asymmetric Synthesis of Poison Dart Frog Indolizidine Alkaloids</b> <i>Yu-Jang Li</i>	Corwin West
3:40pm – 4:00pm	<b>S [0138] A Straightforward Access to the Chiral Cyclopentadienes via Intramolecular Metal Carbene/Carbenoid Cascade Transformations</b> <i>Xinfang Xu</i>	UCEN Flying A
3:40pm – 4:00pm	<b>S [0149] Catalytic One-Step Synthesis of Unprotected Piperazines, Morpholines and Thiomorpholines using SnAP Reagents</b> <i>Michael Umberto Luescher</i>	UCEN Harbor

**A** Announcements   **K** ARK Symposium   **B** break   **C** Check-in   **F** Free Time   **I** Invited   **H** ISHC Award  
**M** Meal   **T** Members' Meeting   **P** Plenary   **N** Poster Session   **R** Reception   **S** Short Talk

## AUGUST 27 • THURSDAY CONT.

3:40pm – 4:00pm	<b>S</b> [0156] Enantioselective aza-Henry Reaction of Arylnitromethane using Homogeneous Brønsted Acid-Base Catalyst under Intermittent-Flow Conditions with a Recycle <i>Sergey Tsukanov</i>	Girvetz 2115
3:40pm – 4:00pm	<b>S</b> [0189] C-H insertions in oxidative gold catalysis: Synthesis of bicyclic dihydropyran-3-ones from in situ generated $\alpha$ -oxo gold carbenes through the relay of vinyl cation intermediates <i>Zhitong Zheng</i>	Girvetz 2112
4:00pm – 4:20pm	<b>S</b> [0003] Total Synthesis and Structural Revision of Muironolide A <i>Kyle Young</i>	UCEN Harbor
4:00pm – 4:20pm	<b>S</b> [0009] Scale Up of Azaindole Compound: A Story of Synthetic Evolution <i>Colin Liang</i>	MCC Theater
4:00pm – 4:20pm	<b>S</b> [0032] Exploration of New Synthetic Methodologies for the Synthesis of Heterocyclic Scaffolds <i>R T Pardasani</i>	UCEN State
4:00pm – 4:20pm	<b>S</b> [0033] Heterocycle Synthesis from Quinols <i>ing Wu</i>	Girvetz 2112
4:00pm – 4:20pm	<b>S</b> [0072] Talkative Molecules: Design and Synthesis of Functional Bodipy Compoundss <i>Neelam Shivran</i>	Girvetz 2116
4:00pm – 4:20pm	<b>S</b> [0086] The Total Synthesis of Gelsenicine via Platinum-Catalyzed Cycloisomerization <i>Eric Ferreira</i>	Corwin West
4:00pm – 4:20pm	<b>S</b> [0088] Efficient Synthesis of Indene-Aldehyde Derivatives Catalyzed by Secondary Amine Catalysts <i>Hui Mao</i>	UCEN Lobero
4:00pm – 4:20pm	<b>S</b> [0109] Cross-dehydrogenative C-H Bond Silylation of Aromatic Heterocycles by an Earth-abundant Metal Catalyst <i>Anton Toutov</i>	UCEN Flying A
4:00pm – 4:20pm	<b>S</b> [0114] Structural Modifications of Quinoidal Molecules towards Bioactive and Fluorescent Heterocycles <i>Eufrânio da Silva Júnior</i>	Girvetz 2115
4:00pm – 4:20pm	<b>S</b> [0150] Pyrazoloquinazolinones and benzimidazoquinazolinones via a 3 + 3 N-acylation-SNAr strategy <i>Richard A. Bunce</i>	Corwin East
4:00pm – 4:20pm	<b>S</b> [0217] Synthesis and Conformational Studies of Small Molecule Macrocyclic Inhibitors of ALK/ROS1 – Discovery of PF-06463922 <i>Paul Richardson</i>	Girvetz 2119
4:20pm – 4:40pm	<b>B</b> Walkabout	TBA
4:40pm – 5:20pm	<b>I</b> [0044] Functional Heterocyclic $\pi$ -Systems by Multicomponent and Domino Syntheses <i>Thomas J. J. Müller</i>	Corwin West
4:40pm – 5:20pm	<b>I</b> [0093] Synthesis of a Heterocyclic Pharmaceutical Intermediate via an Intramolecular Asymmetric [3+2] Nitron/Olefin Cycloaddition <i>Stan Kolis</i>	MCC Theater
4:40pm – 5:20pm	<b>I</b> [0207] Molecular Gymnastics: bond formation with rearrangements <i>Nuno Maulide</i>	Corwin East
4:40pm – 5:20pm	<b>I</b> [0219] Gold catalysis in the synthesis of heterocycles <i>Liming Zhang</i>	UCEN Flying A
5:30pm – 7:30pm	<b>M</b> Goleta Beach BBQ	Goleta Beach

## AUGUST 28 • FRIDAY

7:30am – 8:30am	<b>M</b> Breakfast	Ortega Dining Commons
8:55am – 9:00am	<b>A</b> Announcements	Corwin Pavilion
9:00am – 10:00am	<b>P</b> [0195] Toward a nature-inspired, dual-catalytic method to dehydrogenate organic compounds <i>Erik Sorensen</i>	Corwin Pavilion
10:00am – 11:00am	<b>P</b> [0201] Complex Natural Products as a Driving Force for Discovery in Organic Chemistry <i>Brian Stoltz</i>	Corwin Pavilion
11:00am – 11:20am	<b>A</b> Closing Remarks	Corwin Pavilion
11:30am – 12:30pm	<b>M</b> Lunch	Ortega Dining Commons



# Poster Presentations

## AUGUST 24 • MONDAY 5:30-6:30pm [abstracts 1-115]

0018: Ten Step Asymmetric Total Synthesis and Stereochemistry of (+)-Dragmacidin D, Mr. Jeffrey Jackson, jjackson@chem.ucsb.edu [USA]

0023: Asymmetric synthesis of heterocyclic compounds and their synthetic applications by cyclic ylides formation followed by enantioselective addition sequences, Prof. Hiroyuki Suga, sugahio@shinshu-u.ac.jp [Japan]

0024: Synthesis of 2-formylpyrroles using a Maillard approach: Elucidation of the bioactive pharmacophore in traditional Chinese medicines, Mr. James Wood, jwoo165@aucklanduni.ac.nz, [New Zealand]

0025: Synthesis of Potent Anti-Inflammatory Fungal Macrolactones, Mr. Johannes Tauber, tauberj@uni-mainz.de [Germany]

0029: Copper-Catalyzed Regioselective 2-Arylation of 5-Substituted Tetrazoles under Mild Conditions, Dr. Takuya Onaka t-onaka@fujimoto-chem.co.jp [JAPAN]

0035p: Total Synthesis of Potent Anti-inflammatory Cyclic Peptides Solomonamide A & B, Mr. Kashinath Komirishetty, k.kashinath@ncl.res.in, [India]

0036: Enantioselective 1,3-dipolar cycloadditions reaction of nitrones with  $\alpha,\beta$ -unsaturated aldehydes promoted by a primary siloxy  $\beta$ -amino alcohol organocatalyst, Mr. Teppei Otuki, 14041014@mmm.muroran-it.ac.jp, [Japan]

0037: Asymmetric Aldol reaction of isatins with alkanones using an amino amide organocatalys, Mr. Jo Kimura, 14041023@mmm.muroran-it.ac.jp, [Japan]

0039: Synthesis of fluorescein derivatives by Multicomponent Friedel-Crafts reaction using Niobium pentachloride as Lewis acid, Mr. Bruno Henrique Sacoman Torquato da Silva, bruno\_sacoman@hotmail.com, [Brazil]

0041: Asymmetric Diels-Alder reaction of anthrones with dienophiles using a basic amino alcohol organocatalyst, Mr. Jun Kumagai, 14096007@mmm.muroran-it.ac.jp [Japan]

0043: Synthesis of tetraaryl-1,4-dihydropyrrolo-[3,2-b]pyrroles derivatives using niobium pentachloride, Mr. Lucas Michelão Martins lmichelaomartins@yahoo.com [Brazil]

0047: Investigation of Some Functionalization Reactions of 1-amino-5-aryl-4-aryl-1H-pyrimidine-2-one/-thione compounds with dialkyl acetylenedicarboxylates and ethyl 2-chloroacetoacetate, Dr. elif Korkusuz elifdus@hotmail.com [Turkey]

0050: Unravelling the Organocatalytic Facet of Vasicine, Ms. Sushila Sharma, sushilasharma591@gmail.com [India]

0053: Synthetic Studies Towards Citreoviranol, Ms. Rachelle Quach, rqua009@aucklanduni.ac.nz, [New Zealand]

0054: Synthetic Studies Towards the Marine Toxin Portimine, Mr. Harry Aitken, harry.aitken@auckland.ac.nz [New Zealand]

0058: Formal Total Synthesis of ( $\pm$ )-Cycloclavine, Ms. Natalie Netz netz@uni-mainz.de [Germany]

0059: Total Synthesis of (-)-Leuconoxine Featuring Mannich-type Intramolecular Cyclization and Chiral Phosphoric Acid-Catalyzed Desymmetrization, Dr. Kazuhiro Higuchi, khiguchi@my-pharm.ac.jp [Japan]

0060: Development and application of 2-azanorbornylmethanols as a cage type amino alcohol organocatalyst, Ms. Ayumi Ogasawara, 11023033@mmm.muroran-it.ac.jp, [Japan]

0061: Efficient Synthesis of Fused Imidazole Containing Ring Systems via Dual Oxidative Amination of C(sp<sup>3</sup>)-H bonds, Georgette Castanedo, georgie@gene.com [USA]

0063: Convergent synthesis of the *ent*-ZA'B'C'D' ring system of maitotoxin, Dr. Tatsuo Saito, tatsuo@mol.f.u-tokyo.ac.jp, [Japan]

0064: One-pot synthesis of aryl thiophenes using NaHSO<sub>4</sub>/SiO<sub>2</sub> and Na<sub>2</sub>CO<sub>3</sub>/SiO<sub>2</sub>, Ms. Mamiko Hayakawa, hayakawa.mamiko@nihon-u.ac.jp, [Japan]

0067: Total Synthesis of (-)-Caprazamycin A, Mr. Hugh Nakamura, nakamura.hugh.33r@st.kyoto-u.ac.jp [Japan]

0071: Novel 5-nitrosopyrimidines and their physicochemical properties, Mrs. Lucie Cechova, cechoval@uochb.cas.cz [Czech Republic]

0074: Efficient Synthesis of Nitrogen-containing Medium Rings with Ynamides, Dr. Yousuke Yamaoka, yyamaoka@pharm.kyoto-u.ac.jp [Japan]

0075: Development of new antiviral candidate molecules using organocatalyzed asymmetric Diels-Alder reaction of 1,2-dihydropyridines with dienophiles as a key reaction, Mr. RYOHEI TAKAGI, 15041038@mmm.muroran-it.ac.jp, [Japan]

0077: Novel quercetin diacylglycosides as potent anti-MRSA and anti-VRE agents, Prof. KENJI SASAKI, sasakik@cc.okayama-u.ac.jp [JAPAN]

0082: Building blocks for the synthesis of oligopyrroles and indolo analogues, Mr. Ruisheng Xiong, ruisheng.xiong@kemi.uu.se, [Sweden]

0084: Synthesis of 1,2-dihydroisoquinolines via radical cyclization and Chugaev elimination of (*E*)-*N*-(2-bromobenzyl)-*N*-(2-phenylthio)vinyl)acetamide, Dr. Holber Zuleta, hozuleta\_13@hotmail.com [Mexico]

0089: Synthesis and *in vitro* NMR and phantom MRI studies of TEMPO-Glc and TEEPO-Glc, potential contrast agents for MRI, Mrs. Maiju Soikkeli, maiju-lotta.soikkeli@helsinki.fi, [Finland]

0090: Development of Aminooxazoline Xanthene-based  $\beta$ -Amyloid Cleaving Enzyme (BACE1) Inhibitors with Improved Selectivity Towards Cathepsin D (CatD), Mr. Jonathan Low, low@amgen.com, [USA]

0097:  $\alpha,\beta$ -Peptides containing pyrrolidine-based  $\beta$ -residues as useful tools for neuropeptide Y receptor-subtype selectivity, Prof. Oliver Reiser, oliver.reiser@chemie.uni-regensburg.de [Germany]

0100: One-step syntheses of 2-pyrrolidinones and 3-pyrrolidinones from  $\alpha,\beta$ -unsaturated diazoketones and amines, Mr. Rafael Dias, rafaelmafra@iqsc.usp.br, [Brazil]

0101: An Efficient Process for the Synthesis of Perfluoroalkylated Benzazepines, Prof. Weiguo Cao, wgcao@staff.shu.edu.cn, [China]

0102: Regioselective Synthesis, X-ray and DFT studies of new Indazolyl-thiazole derivatives, Dr. Ram Pal Chaudhary, rpchaudhary65@gmail.com, [India]

0103: Biomimetic Approach toward the Total Synthesis of *rac*-2-(Acylmethylene)pyrrolidine Alkaloids, Dr. Tun-Cheng Chien, tcchien@ntnu.edu.tw, [Taiwan]

0106: Simple and efficient alkylation of 1,3-dicarbonyl compounds and synthesis of 4*H*-chromenes using NaHSO<sub>4</sub>/SiO<sub>2</sub>, Prof. Tadashi Aoyama, aoyama.tadashi@nihon-u.ac.jp, [JAPAN]

0108: Formation of quinoline skeleton from chalcone: The effect of amino protective group to the reactivity of 2-aminochalcone, Dr. Tomohiro Maegawa, maegawa@phar.kindai.ac.jp [JAPAN]

0110: Cross-dehydrogenative silylation of non-aromatic C-H bonds by an Earth-abundant metal catalyst, Ms. Kerry Betz, kerry.betz@gmail.com, [USA]

0113: Discovery of 4-Aryl-*N*-arylcarbonyl-2-aminothiazoles as Hec1/Nek2 Inhibitors. Part I: Optimization of In Vitro Potencies and Pharmacokinetic Properties, Prof. Jiann-Jyh Huang, lukehuang@mail.ncyu.edu.tw [Taiwan]

## AUGUST 25 • TUESDAY 5:30-6:30pm [abstracts 116-215]

- 0119: Synthetic Studies on Renieramycin T, an Antitumor Marine Natural Product, Dr. MASASHI Yokoya, yokoya@my-pharm.ac.jp, [Japan]
- 0120: Study on interaction of novel heteroaryl chalcones with calf thymus DNA using molecular docking and spectroscopic techniques, Mr. Paresh Patel, pareshn111@yahoo.com, [India]
- 0125: A novel [3+2] cycloaddition reaction of allenolate and isoquinoline, Prof. Xueshun Jia, xsjia@mail.shu.edu.cn, [China]
- 0126: Design of a Free Radical Process Based Upon Xanthate Chemistry to Produce New Synthetic and Optically Active ( $\alpha$  and  $\beta$ ) Amino Acids, Holber Zuleta-Prada, hozuleta\_13@hotmail.com, [Mexico]
- 0130: Sequential Ugi/Palladium-Catalyzed Aerobic Oxidative Cyclization: novel TetrahydroIndeno[1,2-b]Pyrrolidines Synthesis, Dr. Tannya R. Ibarra-Rivera, tannyaibarra@gmail.com, [Mexico]
- 0131: Structure-Activity Relationship of Matrine Type Alkaloids Part 24; Synthesis and Antinociception of 3-Arylpiperidine Derivatives, Mr. Hiroyoshi Teramoto, d203@hoshi.ac.jp, [Japan]
- 0133: A Green and Efficient Protocol for the Synthesis of NovelPyrazolo[3,4-b]quinolines *via* a One-pot, Three-component ReactionUnder Solvent-free Conditions, Prof. Majid Heravi, mmh1331@yahoo.com, [Iran]
- 0136: One-pot two-step cross-coupling approach towards the synthesis of novel unsymmetrical polycarbo-substituted imidazo[1,2-c]quinazolines, Ms. Tebogo Khoza, khozata@unisa.ac.za, [South Africa]
- 0137: Sequential Michael Addition and Enamine-Promoted Inverse Electron Demanding Diels-Alder Reaction upon 3-Vinyl-1,2,4-Triazine Platforms, Prof. Franck Suzenet, franck.suzenet@univ-orleans.fr, [France]
- 0139: Synthesis of functionalized indoles under continuous flow conditions, Dr. Frédéric Buron, frederic.buron@univ-orleans.fr, [France]
- 0143: A new synthesis of heterocycles from *o*-substituted aryl benzyl ethers, Dr. Alan Aitken, raa@st-and.ac.uk, [United Kingdom]
- 0145: Synthesis of pyrazine-pyrane-dithiolene complexes mimicing specific features of the molybdenum cofactor (MoCo), Ms. Claudia Schindler, claudia.schindler@uni-greifswald.de, [Germany]
- 0148: Preparation and Reactions of 2-Functionalized-4, 5-diaryloxazoles: Synthesis of Extended Diaryloxazole Scaffolds, Dr. Frederick Luzzio, faluzz01@louisville.edu, [USA]
- 0152: A Concise and Atom-Economical Suzuki-Miyaura Coupling Reaction Using Unactivated Trialkyl- and Triarylboranes with Aryl Halides, Dr. Yong-Li Zhong, yongli\_zhong@merck.com. [USA]
- 0153: Regioselective functionalizations of thiazolotriazoles and imidazothiadiazoles, Dr. Sylvain Routier, sylvain.routier@univ-orleans.fr, [France]
- 0154: Synthesis of cotinine and iso-cotinine analogs using an Ugi-4CR approach, Prof. Alfredo Vazquez, joseavm@unam.mx [Mexico]
- 0157: Synthesis of Aminocyclopentitol Analogues, Mr. Han Pyo Son, nochase@skku.edu [Korea]
- 0161: Total Synthesis of (–)-Codonopsinine, Mr. Jun Min Jung, jdiablo@skku.edu [Korea]
- 0166: Acyclic Nucleoside Phosphonates Containing A Second Phosphonate Group As Potent Inhibitors Of 6-Oxopurine Phosphoribosyltransferases With Antimalarial Activity, Mr. Petr Spacek, petr.spacek@uochb.cas.cz, [Czech Republic]

- 0168: Triazole synthesis by alkyne-azide cycloaddition using silver catalysis, Dr. EUGENIA JOSEFINA ALDECO PEREZ, eugeniajosefina@yahoo.com [Mexico]
- 0170: Laboratory and practical synthesis of Suvorexant, a selective dualorexin receptor antagonist, Mr. Satoyuki Takahara, fairyjowl@gmail.com [Japan]
- 0171: The second generation strategy of oligosaccharide synthesis via asymmetric intermolecular hydroalkoxylation of alkoxyallene, Ms. Soyeong Kang, sykang@postech.ac.kr, [Korea]
- 0172: Stereodivergent Synthesis of Decahydroquinoline-Type Poison Frog Alkaloids -Part 1, Mr. Takuya Okada, m1471303@ems.u-toyama.ac.jp [Japan]
- 0173: Stereodivergent Synthesis of Decahydroquinoline-Type Poison Frog Alkaloids -Part 2, Mr. Takuya Okada, m1471303@ems.u-toyama.ac.jp [Japan]
- 0175: Synthesis and application of 2-substituted 1,1-diphenyl-2,4-dihydro-1*H*-benzo[d][1,3]oxaphosphinin-1-ium, Dr. Wenhua Huang, huangwh@tju.edu.cn, [China]
- 0176: Synthesis of promising understudied heteroaromatic scaffolds for the drug discovery process, Mr. Paulo Eliandro da Silva Junior, paulo.silva@fcrp.usp.br, [Brazil]
- 0178: Mimicking the Molybdenum Cofactor by Synthesis of Molybdenum-Pterin Complexes, Mr. Ivan Trentin, ivan.trentin@uni-greifswald.de [Germany]
- 0179: Synthesis of planar-chiral phase-transfer catalysts incorporating hydroxyl methyl pyridinophane moieties and their use for catalytic asymmetric reaction, Mr. SEIJU KOMAKI, sjkomaki@fuji.waseda.jp [Japan]
- 0180: Total synthesis of ( $\pm$ )-azaspiroene and racemization in aqueous media, Dr. TAKAHIRO HASEGAWA, hasegawa133@asagi.waseda.jp [Japan]
- 0182: Hydrazine-Catalyzed Direct Inverse Electron Demand Diels-Alder Reactions of 1,3,5-triazines with Ketones, Mr. Kai Yang, yangkai12@mails.jlu.edu.cn [China]
- 0183: Mylated Protein Isolates of some underutilized oil seeds and their Functional Properties, Dr. Joan Ogundele, joan.ogundele@fuoye.edu.ng, [Nigeria]
- 0184: New solvent-free synthesis of norbornenes derived from maleimides, Dr. Adilson Beatriz, adilson.beatriz@ufms.br [Brazil]
- 0185: Reversible Oxidation of 40 $\pi$  Antiaromatic Expanded Isophlorins into a Polaron Pair, Dr. Neelam Shivran, neel2k1@gmail.com, [India]
- 0186: Practical Asymmetric Electrophilic Amination of Silyl Enol Ether Derivatives via the Nitrosocarbonyl Ene Reaction, Mr. Andrey Samoshin, asamoshin@chem.ucsb.edu [USA]
- 0188: Progress Toward the Synthesis of Novel Heterocyclic Compounds via Diels-Alder Reactions, Including Microwave Promotion, Dr. Douglas Armstrong, darmstrg@olivet.edu, [USA]
- 0190: New access to bicyclic heterocyclic structures bearing a fused nitropyrazole, Mr. Thibaud Alaime, thibaud.alaime@cea.fr, [France]
- 0191: New Methods for Amide Bond formation and Oxazole Synthesis, Ms. Aysa Pourvali, aysap@student.unimelb.edu.au, [Australia]

0211: Towards Chemoselective Arylation Reactions of Peptides Using Triarylbi-muthanes, Mr. Martin Hébert, [hebert.martin\\_jean-guy@courrier.uqam.ca](mailto:hebert.martin_jean-guy@courrier.uqam.ca), [CANADA]

0212: Investigation of the regioselectivity of thermal cyclization reactions in gas and liquid phase high temperature flow reactors, Dr. Heather Graehl, [heather.graehl@thalesnano.com](mailto:heather.graehl@thalesnano.com) [USA].

# Attendees and Presenters (over 300)

**Saleem Abdo**  
10 Brown Road / Suite 101 / Ithaca, NY  
/ 14850 / US / [sabdo@advion.com](mailto:sabdo@advion.com)  
**Exhibitor**

**Alan Aitken**  
School of Chemistry / University of St  
Andrews / St Andrews, Fife / KY16 9ST  
/ UK / [raa@st-and.ac.uk](mailto:raa@st-and.ac.uk)  
**Short talk 0144, Poster 0143**

**Harry Aitken**  
16 Dean Street / Arch Hill / Auckland /  
1021 / New Zealand /  
[harry.aitken@auckland.ac.nz](mailto:harry.aitken@auckland.ac.nz)  
**Poster 0054**

**Thibaud Alaime**  
CEA Le Ripault / Centre / 37260 /  
France / [thibaud.alaime@cea.fr](mailto:thibaud.alaime@cea.fr)  
**Poster 0190**

**Eugenia Josefina Aldeco Perez**  
CENTRO UNIVERSITARIO CERRO DE  
LAS CAMPANAS S/N / QUERETARO /  
76010 / MEXICO /  
[eugeniajosefina@yahoo.com](mailto:eugeniajosefina@yahoo.com)  
**Poster 0168**

**Hamad Alkhatlan**  
Chemistry Department, King Saud  
University / PO Box 2455 / Riyadh /  
11451 / Saudi Arabia / +966114675910 /  
[khathlan@ksu.edu.sa](mailto:khathlan@ksu.edu.sa)

**Hamad Al-Lohedan**  
King Saud University / King Saud  
University / Chemistry  
Department, College of Science / Riyadh  
/ 11451 / Saudi Arabia /  
+966504146967 /  
[hlohedan@ksu.edu.sa](mailto:hlohedan@ksu.edu.sa)  
**Short talk 124**

**Gary Allred**  
Synthonix / 2713 Connector Drive /  
Wake Forest, NC / 27587 / USA /  
9198759277 / [gallred@synthonix.com](mailto:gallred@synthonix.com)  
**Exhibitor**

**Tadashi Aoyama**  
1-8-14 Kanda-Surugadai Chiyoda-ku /  
Tokyo / 101-8308 / Japan /  
[aoyama.tadashi@nihon-u.ac.jp](mailto:aoyama.tadashi@nihon-u.ac.jp)  
**Poster 0106**

**Aaron Aponick**  
University of Florida / Department of  
Chemistry / Gainesville, Florida / 32611  
/ United States / 352-392-3484 /  
[aponick@chem.ufl.edu](mailto:aponick@chem.ufl.edu)  
**Invited 0208**

**Douglas Armstrong**  
Olivet Nazarene University / ONU--One  
University Ave. / Bourbonnais, Illinois /  
60914 / USA / [damstrg@olivet.edu](mailto:damstrg@olivet.edu)  
**Poster 0188**

**Joe Armstrong**  
Merck & Co., Inc. / 125 E. Lincoln Ave. /  
Rahway, NJ / 07065 / USA / 732 594-  
3839 / [joe\\_armstrong@merck.com](mailto:joe_armstrong@merck.com)

**Haruyasu Asahara**  
Miyanokuchi 185, Tosayamada / Kami,  
Kochi / 782-8502 / Japan / +81-887-57-  
2258 / [asahara.haruyasu@kochi-tech.ac.jp](mailto:asahara.haruyasu@kochi-tech.ac.jp)  
**Short Talk 0014**

**Gaylor Aye Ayeko**  
UNIVERSITY OF KINSHASA /  
KINSHASA LEMBA / KINSHASA /  
00243 / REPUBLIC DEMOCRATIC OF  
CONGO / +243854742665 /  
[unikin@gmail.com](mailto:unikin@gmail.com)

**Genesis Bacani**  
Janssen R&D / 13553 Longfellow Lane /  
San Diego, CA / 92129 / USA /  
[genesisbacani@yahoo.com](mailto:genesisbacani@yahoo.com)

**Xu Bai**  
1266 Fujin Rd. / Changchun, Jilin /  
130021 / P. R. China / +86-431-  
85188955 / [xbai@jlu.edu.cn](mailto:xbai@jlu.edu.cn)  
**Invited 0132**

**Simon Bailey**  
Pfizer / 10770 Science Center Drive /  
San Diego / 92121 / CA /  
[simon.bailey@pfizer.com](mailto:simon.bailey@pfizer.com)

**Phil Baran**  
10550 North Torrey Pines Road / Room  
BCC439 / La Jolla, CA / 92037 / USA /  
858-784-7373 / [pbaran@scripps.edu](mailto:pbaran@scripps.edu)  
**Plenary 0079**

**Adilson Beatriz**  
Federal University of Mato Grosso do  
Sul / Rua Dom Duarte da Costa, 344 /  
Campo Grande, Mato Grosso do Sul /  
79052040 / Brazil / +55 67 3345 3676 /  
[adilson.beatriz@ufms.br](mailto:adilson.beatriz@ufms.br)

**Rainer Beckert**  
Institute of Organic Chemistry, Friedrich  
Schiller University / Jena / D - 07743 /  
Germany / [c6bera@uni-jena.de](mailto:c6bera@uni-jena.de)

**Shannon Bellino**  
Rieke Metals, LLC / 1001 Kingbird Road  
/ Lincoln, NE / 68521 / United States /  
4024342775 /  
[sbellino@riekemetals.com](mailto:sbellino@riekemetals.com)

**Marteen Besteder**  
1 Great Valley Parkway, Suite 18 /  
Malvern PA / 19355 / USA /  
[marteen.besteder@reactionbiology.com](mailto:marteen.besteder@reactionbiology.com)  
**Exhibitor**

**Kerry Betz**  
484 South Euclid Ave / Unit #307 /  
Pasadena, CA / 91101 / United States /  
7204002130 / [kerry.betz@gmail.com](mailto:kerry.betz@gmail.com)  
**Poster 0110**

**Balalrishna Reddy Bheemireddy**  
PLOT NO-922, PRAGATHI NAGAR  
HYDERABAD / HYDERABAD  
TELANGANA / 500095 / INDIA /  
[balubheemireddy@gmail.com](mailto:balubheemireddy@gmail.com)

**Rita Bianchi**  
University of Sao Paulo / Av. do Cafe  
s/n CAMPUS USP - FCFRP/DCF /  
Ribeirao Preto, São Paulo / 14040-903 /  
Brazil / +5516997212508 /  
[flavioemery@fcfrp.usp.br](mailto:flavioemery@fcfrp.usp.br)

**Lachlan Blair**  
22/18 Edenvale Cres / Mt Eden /  
Auckland / 1024 / New Zealand /  
+642102605796 /  
[lbla041@aucklanduni.ac.nz](mailto:lbla041@aucklanduni.ac.nz)  
**Short talk 0015**

**Sophie Blanchard**  
Seattle Genetics / 21823 30th Dr SE /  
Bothell / 98021 / USA /  
[sblanchard@seagen.com](mailto:sblanchard@seagen.com)

**Christopher Borths**  
One Amgen Center Drive / MS 29-2-B /  
Thousand Oaks, CA / 91320-1799 /  
USA / 805-313-5166 /  
[cborths@amgen.com](mailto:cborths@amgen.com)  
**Invited 0196**

**Ben Bradshaw**  
104 -5-3 Ausias Marc / Barcelona /  
Barcelona / 08013 / Spain / +34  
678596799 / [benbradshaw@ub.edu](mailto:benbradshaw@ub.edu)  
**Invited 0076**

**James Breitenbucher**  
Dart Neuroscience / 2433 North Summit  
Circle Glen / Escondido, CA / 92026 /  
USA / 760-533-8762 /  
[gbreitenbucher@dartneuroscience.com](mailto:gbreitenbucher@dartneuroscience.com)

**Margaret Brimble**  
University of Auckland, NZ / School of  
Chemical Sciences, University of  
Auckland / 23 Symonds St / Auckland /  
1010 / New Zealand / +6421890044 /  
[m.brimble@auckland.ac.nz](mailto:m.brimble@auckland.ac.nz)  
**Invited 0013**

**Patrick Brown**

University of Edinburgh / University of  
Edinburgh, School of Chemistry /  
Joseph Black Building, David Brewster  
Road / Edinburgh / EH9 3FJ / United  
Kingdom / [p.brown@ed.ac.uk](mailto:p.brown@ed.ac.uk)

**Short talk 0065**

**Jeff Brown**

Rieke Metals, LLC / 1001 Kingbird Road  
/ Lincoln, NE / 68521 / United States /  
9194629337 / [jbrown@riekemetals.com](mailto:jbrown@riekemetals.com)

**Exhibitor**

**Richard Bunce**

Department of Chemistry, 107 Physical  
Sciences / Oklahoma State University /  
Stillwater, OK / 74078-3071 / USA /  
(405)-744-5952 / [rab@okstate.edu](mailto:rab@okstate.edu)

**Short talk 0150**

**Brenda Burke**

Gilead Sciences / 181 Spinnaker St. /  
Foster City, CA / 94404 / USA /  
8054180282 /

[brenda.burke@gilead.com](mailto:brenda.burke@gilead.com)

**Les Burnett**

UCSB / Goleta CA 93117 / USA /  
[lburnett@chem.ucsb.edu](mailto:lburnett@chem.ucsb.edu)

**Sessions Chair**

**Frédéric Buron**

Institut de Chimie Organique et  
Analytique - Université d'Orléans / rue  
de Chartres - BP 6759 / Orléans Cedex  
2 / 45067 / France /

[frederic.buron@univ-orleans.fr](mailto:frederic.buron@univ-orleans.fr)

**Poster 0139**

**Antonio Burtoloso**

Instituto de Química de São Carlos,  
USP, campus II / Avenida João  
Dagnone, 1100 / São Carlos / 13563-  
120 / Brazil / [aburtoloso@gmail.com](mailto:aburtoloso@gmail.com)

**Invited 0213**

**Carl Busacca**

Chemical Development, Boehringer-  
Ingelheim Pharmaceuticals / 900  
Ridgebury Rd. / Ridgefield, CT / 06877 /  
USA / 203-798-4126 /

[carl.busacca@boehringer-  
ingelheim.com](mailto:carl.busacca@boehringer-ingelheim.com)

**Invited 0104**

**Jeffrey Buter**

Zaagmuldersweg 530-04 / Groningen /  
9713 LZ / The Netherlands /  
[j.buter@rug.nl](mailto:j.buter@rug.nl)

**Short talk 0174**

**Chiara Cabrele**

University of Regensburg / Dept. of  
Molecular Biology / Billrothstr. 11 /  
Salzburg / 5020 / Austria /  
[chiara.cabrele@sbg.ac.at](mailto:chiara.cabrele@sbg.ac.at)

**Poster 0097**

**Weiguo Cao**

Shanghai University / 99 Shang Da  
Road / Baoshan, Shanghai / Shanghai /  
200444 / China /

[wgcdo@staff.shu.edu.cn](mailto:wgcdo@staff.shu.edu.cn)

**Poster 0101**

**Georgette Castanedo**

967 Pleasant Hill Rd / Redwood City /  
94061 / USA / [gcastanedo@yahoo.com](mailto:gcastanedo@yahoo.com)

**Poster 0061**

**Lucie Cechova**

Flemingovo namesti 2 / Prague / 16610  
/ Czech Republic /

[cechoval@uochb.cas.cz](mailto:cechoval@uochb.cas.cz)

**Poster 0071**

**Victor Cee**

One Amgen Center Drive / Thousand  
Oaks, CA / 91320 / USA /

[vcee@amgen.com](mailto:vcee@amgen.com)

**Invited 0031**

**Marie Celine**

37 clos de l'ormeteau / Savigny le  
temple / 77176 / france /  
[sebastien.comte@herakles.com](mailto:sebastien.comte@herakles.com)

**Christina Chai**

Institute of Chemical and Engineering  
Sciences / 8 Biomedical Grove, #07-01 /  
Singapore / 138665 / Singapore /

[phacllc@nus.edu.sg](mailto:phacllc@nus.edu.sg)

**Short talk 0040**

**Johann Chan**

Gilead Sciences / 181 Spinnaker St. /  
Foster City, CA / 94404 / USA /  
8056305825 / [johann.chan@gilead.com](mailto:johann.chan@gilead.com)

**Andre Charette**

Universite de Montreal / FAS/Chimie.  
Univ. Montreal / PO Box 6128, Station  
Downtown / Montreal, QC / H3C 3J7 /  
Canada / 514-343-6283 /

[barbara.bessis@umontreal.ca](mailto:barbara.bessis@umontreal.ca)

**Plenary 0167**

**Ram Pal Chaudhary**

Department of Chemistry, Sant  
Longowal Institute of Engineering and  
Technology / Longowal (Sangrur)  
Punjab / 148106 / India /

+919815489841 /

[rpchaudhary65@gmail.com](mailto:rpchaudhary65@gmail.com)

**Poster 0102**

**Hongyi Chen**

UCSB / Goleta CA 93117 / USA /  
[hchen@chem.ucsb.edu](mailto:hchen@chem.ucsb.edu)

**Sessions Chair**

**Tun-Cheng Chien**

Department of Chemistry, National  
Taiwan Normal University / No.88,  
Sec.4, Ting-Zhou Road / Department of  
Chemistry, National Taiwan Normal  
University / Taipei / 11677 / Taiwan /

+886-2-7734-6126 /

[tcchien@ntnu.edu.tw](mailto:tcchien@ntnu.edu.tw)

**Short Talk 0107, Poster 0103**

**Harry Chobanian**

Merck and Co. Inc. / 18 Deborah Lane /  
Aberdeen, NJ / 07747 / USA / 908-494-  
6747 / [harry\\_chobanian@merck.com](mailto:harry_chobanian@merck.com)

**Short talk 0034**

**Justin Cisar**

Abide Therapeutics / 13409 Tiverton Rd  
/ San Diego / 92130 / CA /

[justin@abidetx.com](mailto:justin@abidetx.com)

**Paul Colbon**

Liverpool ChiroChem Ltd / Department  
of Chemistry / Crown Street / Liverpool /  
L69 7ZD / United Kingdom /

+441517942936 /

[Paul.Colbon@liverpoolchirochem.co.uk](mailto:Paul.Colbon@liverpoolchirochem.co.uk)

**Exhibitor**

**Scott Collibee**

Cytokinetics, Inc / 2065 Brittan Avenue /  
San Carlos, CA / 94070 / USA /

(650)704-5556 /

[scollibee@cytokinetics.com](mailto:scollibee@cytokinetics.com)

**Raffaele Colombo**

Eli Lilly / 225 Melwood Ave / Apt 41 /  
Pittsburgh, PA / 15213 / USA / +1 (412)-  
313-1565 / [colombo\\_raffaele@lilly.com](mailto:colombo_raffaele@lilly.com)

**Daniel Comins**

Department of Chemistry / North  
Carolina State University / Raleigh, NC /  
27695-8204 / USA / 919-515-2911 /

[daniel\\_comins@ncsu.edu](mailto:daniel_comins@ncsu.edu)

**ISHC President, Congress Co-Chair**

**James Cook**

University of Wisconsin-Milwaukee /  
3210 North Cramer St / Department of  
Chemistry / Milwaukee, Wisconsin /

53211 / USA / 414-229-5856 /

[capncook@uwm.edu](mailto:capncook@uwm.edu)

**Matthew Cook**

Queen's University / Queen's University  
School of Chemistry / David Keir  
Building, 39 Stranmillis Rd / Belfast /  
BT9 5AG / Northern Ireland (UK) /

0044(0)2890975418 /

[m.cook@qub.ac.uk](mailto:m.cook@qub.ac.uk)

**Short talk 0062**

**Janine Cossy**

ESPCI ParisTech / 10 rue Vauquelin /  
PARIS / 75231 / France / +33 1 40 79  
44 29 / [janine.cossy@espci.fr](mailto:janine.cossy@espci.fr)  
**Senior ISHC Awardee, Plenary**

**Paulo Eliandro Da Silva Junior**

Rua Benedicta Rodrigues Domingos,  
889 / Ribeirao Preto / Sao Paulo /  
14095-050 / Brazil /  
[paulo.silva@fcrp.usp.br](mailto:paulo.silva@fcrp.usp.br)  
**Poster 0176**

**Eufrânio Da Silva Júnior**

Federal University of Minas Gerais / Av.  
Antônio Carlos, 6627 / Belo Horizonte,  
Minas Gerais / 31270901 / Brazil /  
+553134095696 / [eufranio@ufmg.br](mailto:eufranio@ufmg.br)  
**Short talk 0114**

**Jef De Brabander**

UT Southwestern Medical Center / UT  
Southwestern Medical Center;  
Department of Biochemistry / 5323  
Harry Hines Blvd. / Dallas, Texas / TX  
75390-9038 / USA / 214-648-7808 /  
[jef.debrabander@utsouthwestern.edu](mailto:jef.debrabander@utsouthwestern.edu)  
**Invited 0002**

**Dattatraya Dethe**

DEPARTMENT OF CHEMISTRY /  
INDIAN INSTITUTE OF TECHNOLOGY  
KANPUR / KANPUR, UTTAR  
PRADESH / 208016 / INDIA /  
9621146252 / [ddethe@iitk.ac.in](mailto:ddethe@iitk.ac.in)  
**Short talk 0099**

**Rafael Dias**

90 José Alvarez Maciel ST, Apartment  
11 / Sao Carlos, Sao Paulo / 13566586 /  
Brazil / +5516982224121 /  
[rafaelmafra@iqsc.usp.br](mailto:rafaelmafra@iqsc.usp.br)  
**Poster 0100**

**Mikhail Dubovis**

Geroev Panfilovtsev street 20 / Moscow  
/ 125480 / Russia / +79153266143 /  
[mdubovis@gmail.com](mailto:mdubovis@gmail.com)  
**Short talk 0038**

**Alexey Dyatkin**

Universal Display Corporation / 375  
Phillips Boulevard / Ewing / 08618 /  
United States / 609-671-0980 /  
[adyatkin@udcoled.com](mailto:adyatkin@udcoled.com)

**John Eickhoff**

UCSB / Goleta CA 93117 / USA /  
[jeickhoff@chem.ucsb.edu](mailto:jeickhoff@chem.ucsb.edu)  
**Sessions Chair**

**Flavio Emery**

University of Sao Paulo / Av. do Cafe  
s/n CAMPUS USP - FCFRP/DCF /  
Ribeirao Preto, São Paulo / 14040-903 /  
Brazil / +5516997212508 /  
[flavioemery@fcrp.usp.br](mailto:flavioemery@fcrp.usp.br)  
**Invited 0192**

**Nancy Luisa Estrada Bautista**

INDUSTRIAS PLASTICAS MEDICAS  
S.A. DE C.V. / avenida cuauhtemoc /  
cuautla morelos / 62743 / mexico / 044-  
735-201-58-60 / [nl-estrada@live.com](mailto:nl-estrada@live.com)

**P. Andrew Evans**

Queen's University / Department of  
Chemistry / 90 Bader Lane / Kingston,  
ON / K7L 3N6 / CANADA / +1 (613)  
533-6286 /  
[Andrew.Evans@chem.queensu.ca](mailto:Andrew.Evans@chem.queensu.ca)  
**Invited 0202**

**Aziz Fadli**

L'OREAL AVANCED RESEARCH / 1  
Avenue Eugène Schueller / AULNAY  
SOUS BOIS / 93600 / FRANCE / 0033 6  
15084891 / [afadli@rd.loreal.com](mailto:afadli@rd.loreal.com)

**Eric Ferreira**

University of Georgia / University of  
Georgia / Department of Chemistry /  
Athens, GA / 30602 / USA / 706-542-  
4231 / [emferr@uga.edu](mailto:emferr@uga.edu)  
**Short talk 0086**

**Zhengao Feng**

UCSB / Goleta CA 93117 / USA /  
[zfeng@chem.ucsb.edu](mailto:zfeng@chem.ucsb.edu)  
**Sessions Chair**

**David Fisher**

798 Sycamore Walk Apt H. / Goleta /  
93117 / United States / 6504921655 /  
[dfisher@chem.ucsb.edu](mailto:dfisher@chem.ucsb.edu)  
**Sessions Chair**

**Andrew Flick**

Pfizer / 445 Eastern Point Road MS  
8220-3434 / Pfizer Global Research and  
Development / Groton, CT / 06340 /  
USA / [andrew.flick@pfizer.com](mailto:andrew.flick@pfizer.com)  
**Invited 0203**

**Marianne Fouché**

Novartis Campus / Basel / 4056 /  
Switzerland /  
[marianne.fouche@novartis.com](mailto:marianne.fouche@novartis.com)

**Rocío Gámez-Montaño**

NORIA ALTA / Guanajuato / 36050 /  
México / [rociogm@ugto.mx](mailto:rociogm@ugto.mx)  
**Invited 0081**

**Santosh Gharpure**

Department of Chemistry / IIT Bombay  
Powai / Mumbai, Maharashtra / 400076  
/ India / 919167948171 /  
[sgharpure@chem.iitb.ac.in](mailto:sgharpure@chem.iitb.ac.in)  
**Short talk 0092**

**Subir Ghorai**

Sigma Aldrich / 6000 N. Teutonia  
Avenue / Milwaukee, WI / 53209 / USA /  
4145732197 / [subir.ghorai@sial.com](mailto:subir.ghorai@sial.com)

**Roberto Gomes**

Avenida Cuiabá, 1300, Jardim Leblon /  
Campo Grande, Mato Grosso do Sul /  
79092035 / Brazil /  
[robertogomes@ufgd.edu.br](mailto:robertogomes@ufgd.edu.br)  
**Poster 0184**

**Eduardo González-Zamora**

Universidad Autónoma Metropolitana /  
Prol. Canal de Miramontes 3855 / Col  
Exhacienda de San Juan de Dios /  
Mexico / 14387 / Mexico City / + 52 55  
58 04 49 13 / [egz@xanum.uam.mx](mailto:egz@xanum.uam.mx)  
**Short talk 0147**

**Daniel Götz**

Friedrich-Ebert-Str. 217-333 / Wuppertal  
/ 42117 / Germany /  
[daniel.goetz1@bayer.com](mailto:daniel.goetz1@bayer.com)

**Heather Graehl**

Thalesnano / 12310 Darkwood / San  
Diego / 92129 / USA / 8186001116 /  
[heather@graehl.com](mailto:heather@graehl.com)  
**Poster 0212**

**Virginia Grant**

10300 Campus Point Drive, Suite 100 /  
San Diego, CA / 92121 / USA /  
858.795.4965 / [vgrant@celgene.com](mailto:vgrant@celgene.com)

**Susanne Haak**

Thieme Chemistry / Georg Thieme  
Verlag KG, Thieme Chemistry /  
Ruedigerstr. 14 / Stuttgart / 70469 /  
Germany / [susanne.haak@thieme.de](mailto:susanne.haak@thieme.de)  
**Exhibitor**

**Takahiro Hasegawa**

3-4-1 Ohkubo, Shinjuku-ku / Tokyo /  
169-8555 / Japan / 03-5286-3193 /  
[hasegawa133@asagi.waseda.jp](mailto:hasegawa133@asagi.waseda.jp)  
**Poster 0180**

**Mamiko Hayakawa**

1-8-14/surugadai/kanda/tyodaku /  
Tokyo / 101-8308 / Japan / 3259-0818 /  
[hayakawa.mamiko@nihon-u.ac.jp](mailto:hayakawa.mamiko@nihon-u.ac.jp)  
**Poster 0064**

**Martin Hébert**

9375, rue Berri / Montréal, Québec /  
H2M1R3 / Canada / 1-514-705-5746 /  
[hebert.martin\\_jean-guy@courrier.uqam.ca](mailto:hebert.martin_jean-guy@courrier.uqam.ca)  
**Short talk 0211**

**Jim Hemmer**

UCSB / Goleta CA 93117 / USA /  
[jhemmer@chem.ucsb.edu](mailto:jhemmer@chem.ucsb.edu)  
**Sessions Chair**

**Majid Heravi**

Alzahra University / Tehran /  
1993893973 / Iran / 00982188041344 /  
[mmh1331@yahoo.com](mailto:mmh1331@yahoo.com)  
**Poster 0133**



**Kazuhiro Higuchi**

2-522-1 Noshio / Kiyose, Tokyo / 204-8588 / Japan / [khiguchi@my-pharm.ac.jp](mailto:khiguchi@my-pharm.ac.jp)  
**Poster 0059**

**Afton Hiscox**

[ahiscox@its.jnj.com](mailto:ahiscox@its.jnj.com) / 3210 Merryfield Row / San Diego, CA / 92121 / USA / 858-784-3159 / [ahiscox@its.jnj.com](mailto:ahiscox@its.jnj.com)

**Wenhua Huang**

92 Weijin Road / Tianjin / 300072 / China / [huangwh@tju.edu.cn](mailto:huangwh@tju.edu.cn)  
**Short talk 0175**

**Jiann-Jyh Huang**

Department of Applied Chemistry, National Chiayi University, No. 300, Syuefu Rd. / Chiayi City / 60004 / Taiwan / [lukehuang@mail.ncyu.edu.tw](mailto:lukehuang@mail.ncyu.edu.tw)  
**Poster 0113**

**Jingjing Huang**

Soochow University / 199 Renai Rd. / Suzhou, Jiangsu / 215123 / China / [jjhuang@suda.edu.cn](mailto:jjhuang@suda.edu.cn)

**Walter Huebsch**

Bayer Healthcare / Aprather Weg 18a / Medicinal Chemistry, Bld. 460 / Wuppertal / D-42113 / Germany / +49(0)202-365277 / [walter.huebsch@bayer.com](mailto:walter.huebsch@bayer.com)

**Tannya Ibarra**

Universidad Autónoma de Nuevo León / Fco. I. Madero S/N / Colonia Mitras centro / Monterrey / 64460 / Mexico / 8183294185 / [tannyaibarra@gmail.com](mailto:tannyaibarra@gmail.com)  
**Poster 0130**

**Kazato Inanaga**

25 S. Oak Knoll Ave Apt518 / Pasadena CA / 91101 / USA / [kinanaga@caltech.edu](mailto:kinanaga@caltech.edu)

**Malose Jack**

UNISA / Prller street / Muckleneuk ridge / Pretoria / 0003 / South Africa / 0116709301 / [khozata@unisa.ac.za](mailto:khozata@unisa.ac.za)

**Jeffrey Jackson**

287 Santa Barbara Shores / Goleta / 93117 / United States / 8058938582 / [jjackson@chem.ucsb.edu](mailto:jjackson@chem.ucsb.edu)  
**Poster 0018**

**Zlatko Janeba**

Institute of Organic Chemistry and Biochemistry AS CR, v.v.i. / Flemingovo nám. 2 / Prague / 166 10 / Czech Republic / +420-220-183-143 / [janeba@uochb.cas.cz](mailto:janeba@uochb.cas.cz)  
**Invited 0073**

**Xueshun Jia**

99 Shangda Rd Shanghai / Shanghai / 200444 / China / [xsjia@mail.shu.edu.cn](mailto:xsjia@mail.shu.edu.cn)  
**Poster 0125**

**Lu Jiang**

Industry Canada / 50 Victoria Street / Place du Portage Phase 1 / Gatineau, Québec / K1A 0C9 / Canada / 819-934-6738 / [valerie.dubois@ic.gc.ca](mailto:valerie.dubois@ic.gc.ca)

**Paul Johnson**

Zoetis, Inc / Zoetis, Inc / 333 Portage St / Kalamazoo, MI / 49007 / USA / 269-359-9258 / [paul.d.johnson@zoetis.com](mailto:paul.d.johnson@zoetis.com)

**Ebenezer Jones-Mensah**

1610 South Levick St., Apt. 4 / Moscow, ID / 83843 / USA / 208-596-9398 / [jone0374@vandals.uidaho.edu](mailto:jone0374@vandals.uidaho.edu)

**Ricardo Juarez**

13 sur La Paz / puebla / 75790 / mexico / [ricardo.juarez@hotmail.com](mailto:ricardo.juarez@hotmail.com)

**Eunkyung Jung**

9B 1 Emily Place / Central Auckland / 1010 / New Zealand / +6493022515 / [ejun013@aucklanduni.ac.nz](mailto:ejun013@aucklanduni.ac.nz)  
**Short talk 0016**

**Young Hoon Jung**

Natural Science campus, 2066, Seoburo, Jangan-Gu, Suwon-si, Gyeonggi-do, South Korea / Pharmacy 530712 / Suwon / ASI|KR|KS002|SUWON / South Korea / [yhjung@skku.edu](mailto:yhjung@skku.edu)

**Jun Min Jung**

NATURAL SCIENCE CAMPUS, 2066, SEOBU-RO, JANGAN-GU, SUWON-SI, GYEONGGI-DO, SOUTH KOREA / SUWON / ASI|KR|KS002|SUWON / SOUTH KOREA / [jdiablo@skku.edu](mailto:jdiablo@skku.edu)

**Krishna Kaliappan**

Department of Chemistry / Indian Institute of Technology Bombay, Powai / Mumbai, Maharastra / 400076 / India / 91 22 2576 7177 / [kpk@chem.iitb.ac.in](mailto:kpk@chem.iitb.ac.in)  
**Invited 0116**

**Jasmine Kalsi**

Dart NeuroScience, LLC / 12278 Scripps Summit Drive / San Diego / 92131 / United States / 8582468104 / [jkalsi@dartneuroscience.com](mailto:jkalsi@dartneuroscience.com)

**Soyeong Kang**

Hyoja-dong San 31 / Pohang, Kyungbuk / 790-784 / Republic of Korea / [sygang@postech.ac.kr](mailto:sygang@postech.ac.kr)  
**Poster 0171**

**Nobuhiro Kanomata**

3-4-1 Ohkubo, Shinjuku-ku / Tokyo / 169-8555 / Japan / [kanomata@waseda.jp](mailto:kanomata@waseda.jp)

**Tebogo Khoza**

Unisa / 3637 Gontse str, Nellmapius Ext 4, / 0122 / Pretoria / +27 / South Africa / 0116709397 / [khozata@unisa.ac.za](mailto:khozata@unisa.ac.za)  
**Poster 0136**

**Jo Kimura**

27-1 Mizumoto-cho / Muroran / 050-0071 / Japan / 14041023@mmm.muroran-it.ac.jp  
**Poster 0037**

**Beth Knapp-Reed**

GlaxoSmithKline / 1250 S. Collegeville Road / Collegeville, PA / 19426 / USA / (610) 917-5656 / [beth.a.knapp-reed@gsk.com](mailto:beth.a.knapp-reed@gsk.com)  
**Short talk 0069**

**Hiroyuki Kobayashi**

1-2-58 Hiromachi, Shinagawa-ku / Tokyo / 140-8710 / Japan / +81-3-3492-3131 / [kobayashi.hiroyuki.ef@daichisankyo.co.jp](mailto:kobayashi.hiroyuki.ef@daichisankyo.co.jp)

**Ayurambi Kok'Pwelu**

UNIVERSITY OF KINSHASA / KINSHASA LEMBA / KINSHASA / 00243 / REPUBLIC DEMOCRATIC OF CONGO / +243854742665 / [unikin127@gmail.com](mailto:unikin127@gmail.com)

**Stanley Kolis**

Eli Lilly and Co / Lilly Corporate Center / Indianapolis / 46285 / United States / 3174333982 / [skolis@lilly.com](mailto:skolis@lilly.com)  
**Invited 0093**

**Seiju Komaki**

3-4-1 Ohkubo Shinjuku-ku / Tokyo / 169-8555 / Japan / 03-5286-3193 / [sjkomaki@fuji.waseda.jp](mailto:sjkomaki@fuji.waseda.jp)  
**Poster 0179**

**Elif Korkusuz**

Erciyes Univ. Kayseri Vocational College / Kayseri / 38000 / Turkey / [elifdus@hotmail.com](mailto:elifdus@hotmail.com)  
**Poster 0047**

**Hiyoshizo Kotsuki**

Akebono-cho 2-5-1 / Kochi / 780-8520 / Japan / +81-88-844-8298 / [kotsuki@kochi-u.ac.jp](mailto:kotsuki@kochi-u.ac.jp)

**Jeff Kuethe**

Merck & Co., Inc. / 2015 Galloping Hill Rad / K15-A302 / Kenilworth, NJ / 07033 / USA / [Jeffrey\\_Kuethe@Merck.com](mailto:Jeffrey_Kuethe@Merck.com)  
**Invited 0129**

**Jun Kumagai**  
27-1 Mizumoto / Muroran 050-8585 / 81  
/ Japan / 14096007@mmm.muroran-  
it.ac.jp  
**Poster 0041**

**Volodymyr Kysil**  
6605 Nancy Ridge Rd. / San Diego, CA  
/ 92122 / USA / +1-858-794-4860 /  
vkysil@chemdiv.com  
**Short talk 0218**

**Kelvin Lam**  
1 Great Valley Parkway, Suite 18 /  
Malvern PA / 19355 / usa /  
Kelvin.Lam@reactionbiology.com  
**Exhibitor**

**Marco Lam**  
UCSB / Goleta CA 93117 / USA /  
cmlam@chem.ucsb.edu  
**Sessions Chair**

**Evan Landstrom**  
UCSB / Goleta CA 93117 / USA /  
elandstrom@chem.ucsb.edu  
**Sessions Chair**

**Timothy Lash**  
Illinois State University / Department of  
Chemistry, Campus Box 4160 / Illinois  
State University / Normal, Illinois 61790-  
4160 / 61790-4160 / USA / 309 438-  
8554 / tdlash@ilstu.edu  
**Invited 0066**

**Terry Lebold**  
Janssen Research & Development /  
3210 Merryfield Row / San Diego, CA /  
92121 / USA / tlebold@its.jnj.com

**Jiwoong Lee**  
210 LEWIS HALL / UC-Berkeley /  
Berkeley / 94720 / United States /  
4153169587 /  
jiwoong.lee@berkeley.edu  
**Short talk 0187**

**Jennifer Lee**  
1050 Connecticut Ave., NW / Suite 1000  
/ Washington / 20036 / United States /  
leej@rsc.org

**Seoyeon Lee**  
LG life science / 327-10, #303 /  
Jeonmin-dong, Yuseong-gu / Daejeon /  
305-810 / 82 / Republic of Korea / +82-  
10-3977-0626 / lovelyjeeun@gmail.com

**Francois Lefoulon**  
Servier / 27 rue eugene vignat / Orleans  
/ 45000 / France / (33)238238000 /  
francois.lefoulon@servier.com

**Yu-Jang Li**  
300 University Rd. / Department of  
Applied Chemistry, National Chiayi  
University / Chiayi City / 60004 / Taiwan  
/ yjli@mail.ncyu.edu.tw  
**Short Talk 0090**

**Hongming Li**  
Merck / RY800-B269 / 126 E. Lincoln  
Ave. / Rahway, NJ 07065 / 07065 / USA  
/ 732-594-0161 /  
hongming.li@merck.com  
**Short talk 0112**

**Colin Liang**  
50 Northern Av / Boston, MA / 02210 /  
USA / jianglin\_liang@vrtx.com  
**Short talk 0009**

**Christopher Lindsey**  
MitoChem Therapeutics Inc. / 645  
Meeting St. / Suite 10 / Charleston, SC /  
29403 / USA / 843-789-5928 /  
lindseyc@musc.edu  
**Short talk 0123**

**Manuela List**  
Johannes Kepler University Linz /  
Schaberlweg 11 / Braunau / 5280 /  
Austria / manuela.list@jku.at  
**Short talk 0055**

**Lianzhu Liu**  
Building 8, No.338, Jia Li Lue Road,  
Zhangjiang High-Tech Park / Shanghai /  
201213 / China / liu\_lian\_zhu@lilly.com

**Thomas Livinghouse**  
Department of Chemistry and  
Biochemistry / Montana State University  
/ Bozeman, MT / 59717 / USA / (406)  
994-5408 /  
livinghouse@chemistry.montana.edu  
**Invited 0046**

**Jeffrey Long**  
DuPont / Stine-Haskell Research Center  
/ 1090 Elkton Rd / Newark, DE / 19711 /  
USA / 3023665753 /  
jeffrey.k.long@dupont.com

**Jonathan Low**  
Amgen Inc. / 19355 Sherman Way Unit  
39 / Reseda, CA / 91335 / USA /  
8188257142 / low@amgen.com  
**Poster 0096**

**Hongfu Lu**  
Building 3, 898 Halei Road, Pudong  
New Area / Shanghai / 201203 / China /  
86-15821495486 /  
hongfu.h.lu@gsk.com

**Michael Umberto Luescher**  
ETH Zurich, HCI F312, Vladimir-Prelog-  
Weg 3 / Zurich / 8093/CH / Switzerland /  
0041446334541 /  
mluescher@org.chem.ethz.ch  
**Short talk 0149**

**David Lupton**  
School of Chemistry, Monash University  
/ Melbourne, VIC / 3800 / AUSTRALIA /  
david.lupton@monash.edu  
**Invited 0083**

**Frederick Luzzio**  
Department of Chemistry, University of  
Louisville / 2320 South Brook Street /  
Louisville / 40292 / Kentucky / 502-852-  
7323 / faluzz01@louisville.edu  
**ISHC treasurer, Poster 0148**

**Tomohiro Maegawa**  
Kinki University / 3-4-1 Kowakae /  
Higashi-Osaka, Osaka / 577-8502 /  
Japan / +81-6-4307-4024 /  
maegawa@phar.kindai.ac.jp  
**Poster 0108**

**Rex Maimait**  
995 E Arques Ave / Sunnyvale, CA /  
94085 / USA / rmaimait@pcyc.com

**Hui Mao**  
Room 83201, Department of Energy  
Science(DOES), Catalyst Reserch Lab,  
Research Complex 2 / Sungkyunkwan  
University / Suwon / 440-746/82 / South  
Korea / 82-1075589098 /  
maohui1988@gmail.com  
**Short talk 0088**

**Maurice Marsini**  
48 Benson Drive / Danbury, CT / 06810  
/ USA / 609-287-9835 /  
maurice.marsini@boehringer-  
ingelheim.com  
**Short talk 0004**

**Geraldine Masson**  
BUILDING 27, 1, avenue de la  
Terrasse / Gif-sur-Yvette / 98198 /  
France / geraldine.masson@cnrs.fr  
**Invited 0057**

**Nuno Maulide**  
Währinger Strasse 38 / 1090 / 1090 /  
Wien / nuno.maulide@univie.ac.at  
**Invited 0207**

**Marie Paule Mbula Olanga**  
UNIVERSITY OF KINSHASA /  
KINSHASA - LEMBA / KINSHASA /  
00243 / REPUBLIC DEMOCRATIC OF  
CONGO / +243854742665 /  
unikin127@gmail.com

**Jennifer McCusker**

Eastman Chemical Company /  
Tennessee Eastman Division / Eastman  
Chemical Company, PO Box 511 /  
Kingsport, TN / 37662 / USA / 423-229-  
4457 / [mccusker@eastman.com](mailto:mccusker@eastman.com)  
**Exhibitor**

**Mark McDougall**

277 Granada Dr / San Luis Obispo, CA /  
93401 / USA / 805-592-2624 /  
[mmcdoug@promega.com](mailto:mmcdoug@promega.com)

**Jose Mejia Oneto**

788 Vista Ct. / Apt A / San Francisco,  
CA / 94129 / United States /  
[jose@shasqi.com](mailto:jose@shasqi.com)  
**Short talk 0087**

**Christian Melander**

2620 Yarbrough Drive / Raleigh, NC /  
27965 / USA / 9195157607 /  
[robin\\_tanner@ncsu.edu](mailto:robin_tanner@ncsu.edu)  
**Invited 0205, Session Chair**

**Costa Metallinos**

500 Glenridge Ave. / St. Catharines,  
Ontario / L2S 3A1 / Canada /  
[cmetallinos@brocku.ca](mailto:cmetallinos@brocku.ca)  
**Short talk 0169**

**Lucas Michelão Martins**

Rua Júlio Maringoni 8-47 apto 82 /  
Bauru, São Paulo / 17014050 / Brazil /  
551432261313 /  
[lmichelaomartins@yahoo.com](mailto:lmichelaomartins@yahoo.com)  
**Poster 0043**

**Luis D Miranda**

Instituto de Química, UNAM / Circuito  
Exterior, Ciudad Universitaria / México  
DF / 04510 / Mexico /  
[lmiranda@unam.mx](mailto:lmiranda@unam.mx)

**Ted Molinski**

Department of Chemistry and  
Biochemistry / 9500 Gilman Dr. MC0358  
/ La Jolla, CA / 92093 / USA /  
8585347115 / [tmolinski@ucsd.edu](mailto:tmolinski@ucsd.edu)

**Donald Morrison**

Rieke Metals, LLC / 1001 Kingbird Road  
/ Lincoln, NE / 68521 / United States /  
4024342775 /  
[dmorrison@riekemetals.com](mailto:dmorrison@riekemetals.com)  
**Exhibitor**

**Thomas J. J. Müller**

Heinrich-Heine-Universität Düsseldorf /  
Institut für Organische Chemie und  
Makromolekulare Chemie / Heinrich-  
Heine-Universität Düsseldorf,  
Universitätsstrasse 1 / Düsseldorf /  
40225 / Germany / +49 (0)211 81 12298  
/ [ThomasJJ.Mueller@uni-duesseldorf.de](mailto:ThomasJJ.Mueller@uni-duesseldorf.de)  
**Invited 0044**

**Hugh Nakamura**

Graduate School of Pharmaceutical  
Sciences, Kyoto University / Yoshida,  
Sakyo-ku, Kyoto 606-8304, Japan /  
Kyoto / 606-8304 / Japan /  
[nakamura.hugh.33r@st.kyoto-u.ac.jp](mailto:nakamura.hugh.33r@st.kyoto-u.ac.jp)  
**Poster 0067**

**Hiroto Nakano**

27-1 Mizumoto-cho / Muroran / 050-  
8585 / Japan /  
[catanaka@mmm.muroran-it.ac.jp](mailto:catanaka@mmm.muroran-it.ac.jp)

**Natalie Netz**

University of Mainz / Duesbergweg 10-  
14 / Mainz / 55128 / Germany /  
[netz@uni-mainz.de](mailto:netz@uni-mainz.de)  
**Poster 0058**

**Aghete Ngalula Tshipamba**

UNIVERSITY OF KINSHASA /  
KINSHASA - LEMBA / KINSHASA /  
00243 / REPUBLIC DEMOCRATIC OF  
CONGO / +243854742665 /  
[unikin127@gmail.com](mailto:unikin127@gmail.com)

**Takashi Nishikata**

2-16-1 tokiwadai, Ube, / Yamaguchi /  
755-8611 / Japan /  
[nisikata@yamaguchi-u.ac.jp](mailto:nisikata@yamaguchi-u.ac.jp)  
**Short talk 0030**

**Marcin Odachowski**

School of Chemistry / Cantock's Close /  
Bristol / BS\* 1TS / UK /  
[m.odachowski@bristol.ac.uk](mailto:m.odachowski@bristol.ac.uk)  
**Short talk 0022**

**Ayumi Ogasawara**

27-1 Mizumoto / Muroran, 050-8585 / 81  
/ Japan / [11023033@mmm.muroran-it.ac.jp](mailto:11023033@mmm.muroran-it.ac.jp)  
**Poster 0060**

**Saemi Oh**

UCSB / Goleta CA 93117 / USA /  
[soh@chem.ucsb.edu](mailto:soh@chem.ucsb.edu)  
**Sessions Chair**

**Takuya Okada**

4186-3 Gofuku Toyamashi / Toyamaken  
/ 930-0887 / Japan / [m1471303@ems.u-toyama.ac.jp](mailto:m1471303@ems.u-toyama.ac.jp)  
**Posters 0172, 0173**

**Takuya Onaka**

FUJIMOTO CHEMICALS Co., Ltd. / 1-2-  
38 Kinrakuji-cho / Amagasaki, Hyogo /  
660-0806 / Japan / [t-onaka@fujimoto-chem.co.jp](mailto:t-onaka@fujimoto-chem.co.jp)  
**Poster 0029**

**Till Opatz**

Institute of Organic Chemistry /  
Johannes Gutenberg-University / Mainz  
/ 55128 / Germany / +49-6131-3924443  
/ [opatz@uni-mainz.de](mailto:opatz@uni-mainz.de)

**Short talk 0010****Teppei Otuki**

27-1 Mizumoto-cho / Muroran / 050-  
0071 / Japan /  
[14041014@mmm.muroran-it.ac.jp](mailto:14041014@mmm.muroran-it.ac.jp)  
**Poster 0036**

**Larry Overman**

Dept Chemistry / UC Irvine / Irvine, CA /  
92697-2025 / USA / [leoverma@uci.edu](mailto:leoverma@uci.edu)  
**Plenary 0198**

**Albert Padwa**

1515 Dickey Drive / Dept of Chemistry-  
Emory University / Atlanta, Georgia /  
30322 / USA / 404-895-1488 /  
[chemap@emory.edu](mailto:chemap@emory.edu)  
**Plenary 0005, Session Chair**

**R T Pardasani**

Department of Chemistry, Central  
University of Rajasthan, / Bandarsindri,  
Distt Ajmer, Rajasthan / Bandarsindri,  
Distt Ajmer, Rajasthan / 305817 / India /  
+91 9414320581 /  
[rtpardasani@curaj.ac.in](mailto:rtpardasani@curaj.ac.in)  
**Short talk 0032**

**Brendan Parr**

Genentech / 106 Sanchez Street / Apt 4  
/ San Francisco, CA / 94114 / USA /  
7814397206 / [parr.brendan@gene.com](mailto:parr.brendan@gene.com)

**Pareesh N Patel**

Lab 417, Biotechnology Department /  
Indian Institute of Technology Madras /  
Chennai, Tamilnadu / 600036 / India /  
+91 9790784174 /  
[pareeshn111@yahoo.com](mailto:pareeshn111@yahoo.com)  
**Poster 0120**

**Ryan Patman**

Pfizer / 12229 Carmel Vista Rd. / Unit  
#253 / San Diego, CA / 92130 / United  
States / [ryan.patman@pfizer.com](mailto:ryan.patman@pfizer.com)

**Thomas Pettus**

UCSB / 15 La Calera Way / Goleta, CA /  
93117 / USA / 8056375651 /  
[trrpettus@gmail.com](mailto:trrpettus@gmail.com)  
**Congress Chair**

**Johannes Platzeck**

Friedrich-Ebert-Strasse 217-333 /  
Wuppertal / 42117 / Germany /  
[johannes.platzeck@bayer.com](mailto:johannes.platzeck@bayer.com)  
**Invited 0194**

**Aysa Pourvali**

110, Vale street, North Melbourne /  
Melbourne / 3051 / Australia /  
aysap@student.unimelb.edu.au  
**Poster 0191**

**Rachelle Quach**

103 Popes Road / Takanini / Auckland /  
2105 / New Zealand /  
rqua009@aucklanduni.ac.nz  
**Poster 0053**

**Steve Quimby**

Eli Lilly and Company / Lilly Corporate  
Center / Indianapolis, IN / 46285 / USA /  
3172766127 / sjq@lilly.com

**Christopher Ramsden**

Mountain Ash, Marlow Road / Lane End  
/ High Wycombe, Buckinghamshire /  
HP14 3JW / United Kingdom /  
c.a.ramsden@keele.ac.uk  
**Invited 0048**

**Janet Ramsden**

Mountain Ash, Marlow Road / Lane End  
/ High Wycombe, Buckinghamshire /  
HP14 3JW / United Kingdom /  
ramspip@aol.co.uk

**Javier Read De Alaniz**

30 San Roque Road / Santa Barbara,  
CA / 93105 / USA /  
javier@chem.ucsb.edu  
**Invited 0216, Session Chair**

**Srinivasa Reddy**

Dr. Homi Bhabha Road / National  
Chemical Laboratory / Pune,  
Maharashtra / 411008 / India /  
912025902445 / ds.reddy@ncl.res.in

**Tristan Reekie**

30/268 Johnston St / Annandale / 2038 /  
Australia / +61409709720 /  
tristan.reekie@sydney.edu.au  
**Short talk 0140**

**Oliver Reiser**

University of Regensburg / Department  
of Organic Chemistry / Universitätsstr.  
31 / Bavaria / 93053 / Germany / +49  
9419434631 / oliver.reiser@chemie.uni-  
regensburg.de  
**Short talk 0095, Session Chair**

**Young Ho Rhee**

Hyoja-dong San 31 / Pohang, Kyungbuk  
/ 790-784 / Republic of Korea. /  
yhrhee@postech.ac.kr  
**Poster 0171**

**Paul Richardson**

Pfizer / 5365 Renaissance Avenue / San  
Diego, California / 92122 / USA /  
8585264290 /  
paul.f.richardson@pfizer.com  
**Short talk 0217**

**Emeline Rideau**

Chemistry Research Laboratory / 12  
Mansfield Road / Oxford / OX1 3TA / UK  
/ emeline.rideau@chem.ox.ac.uk  
**Short talk 0080**

**Sylvain Routier**

University of Orleans, ICOA / Orleans /  
45067 / France / sylvain.routier@univ-  
orleans.fr  
**Poster 0153**

**Sudeshna Roy**

100 Rock Haven Road / Apt #B101 /  
Carrboro, North Carolina / 27510 /  
United States / s.roy@ku.edu  
**Short talk 0177**

**Craig Ruble**

Eli Lilly / 3595 Tallwood Lane /  
Greenwood, IN / 46143 / USA /  
ruble\_craig@lilly.com

**Magnus Rueping**

RWTH Aachen / Aachen / 52074 /  
Germany / Magnus.Rueping@rwth-  
aachen.de  
**Invited 0209**

**Alex Russell**

Georg Thieme Verlag KG / Ruedigerstr.,  
14 / Stuttgart / 70469 / Germany /  
+49(0)7118931788 /  
alex.russell@thieme.de

**Bruno Henrique Sacoman  
Torquato Da Silva**

Rua Fernando Jatobá, 137 / Igarapu do  
Tiete, São Paulo / 17350-000 / Brasil /  
bruno\_sacoman@hotmail.com  
**Poster 0039**

**Magesh Sadagopan**

Otsuka America Pharmaceuticals / 9900  
Medical Center Drive / Rockville / 20850  
/ United States / 240-683-3485 /  
magesh.sadagopan@otsuka-us.com

**Tatsuo Saito**

Hongo 7-3-1 / Bunkyo-ku, Tokyo / 113-  
0033 / JAPAN / +81-3-5841-1089 /  
tatsuo@mol.f.u-tokyo.ac.jp  
**Poster 0163**

**Andrey Samoshin**

4320 Modoc Rd. / Apt C / Santa  
Barbara, CA / 93110 / USA /  
2096624973 /  
asamoshin@chem.ucsb.edu  
**Short talk 0186**

**Kenji Sasaki**

2-1-1, Tsushima-Naka, Kita-ku /  
Okayama City, Okayama Prefecture /  
700-8530 / Japan / +81-86-251-7626 /  
sasaki-k@cc.okayama-u.ac.jp  
**Poster 0077**

**Curtis Schilling**

Eastman Chemical Company /  
Tennessee Eastman Division / Eastman  
Chemical Company, PO BOX 511 /  
Kingsport, TN / 37662 / USA / 423-229-  
3988 / cschilling@eastman.com  
**Exhibitor**

**Claudia Schindler**

Felix-Hausdorff-Straße 4 / Greifswald /  
17487 / Germany /  
claudia.schindler@uni-greifswald.de  
**Poster 0145**

**Peyton Scone**

Apollo Scientific / Whitefield Road /  
Bredbury / STOCKPORT / SK6 2QR /  
United Kingdom / 352-277-6335 /  
Peyton.Scone@synquestlabs.com  
**Exhibitor**

**Eric Scriven**

Department of Chemistry POB 117200 /  
Gainesville, FL / 32611 / USA / 317 509  
0081 / efvs1@aol.com  
**Session Chair**

**Ursula Scriven**

949 NW OVERTON STREET #612 /  
PORTLAND OREGON / 97209 / USA /  
317 509 0081 / efvs1@aol.com

**Comte Sebastien**

9 rue lavoisier / vert le petit / 91710 /  
France /  
sebastien.comte@herakles.com

**Matthew Shair**

Harvard University / Dept of Chemistry,  
Harvard University / 12 Oxford Street /  
Cambridge, MA / 02138 / USA / 617-  
495-5008 /  
shair@chemistry.harvard.edu  
**Plenary 0204**

**Sushila Sharma**

CSIR-IHBT / palampur / 176061 / india /  
sushilasharma591@gmail.com  
**Poster 0050**

**Neelam Shivran**

IISER PUNE / Room No-C-211,  
Department of Chemistry, Main Building  
/ IISER Pune, Dr Homi Bhabha Road,  
Pashan, Pune / Pune, Maharashtra /  
411008 / India / +91-7083063702 /  
neel2k1@gmail.com  
**Short talk 0072, Poster 0185**

**Luiz Silva-Filho**  
R. Araujo Leite, 27-42, ap. 804. / Bauru,  
São Paulo / 17012-055 / Brazil / +55 14  
38795578 / [lcsilva@fc.unesp.br](mailto:lcsilva@fc.unesp.br)

**David Sloman**  
33 Avenue Louis Pasteur, 3-136 /  
Boston, MA / 02115 / USA / 617-992-  
2063 / [david\\_sloman@merck.com](mailto:david_sloman@merck.com)

**Victor Snieckus**  
Queen's University / Chemistry  
Department / Kingston / K7L 3N6 /  
Canada / 6135831897 /  
[snieckus@chem.queensu.ca](mailto:snieckus@chem.queensu.ca)  
**Invited 0206**

**Maiju Soikkeli**  
A.I. Virtasen aukio 1 / Helsinki / 00560 /  
Finland / [maiju-lotta.soikkeli@helsinki.fi](mailto:maiju-lotta.soikkeli@helsinki.fi)  
**Poster 0089**

**Han Pyo Son**  
2066, SEOBUN-RO, JANGAN-  
GU, SUWON-SI, GYEONG GI-DO,  
KOREA / SUNGKYUNKWAN  
UNIVERSITY NATURAL SCIENCES  
CAMPUS, SCHOOL OF PHARMACY  
530712 / SUWON /  
ASI|KR|KS002|SUWON / SOUTH  
KOREA / [nochase@skku.edu](mailto:nochase@skku.edu)

**Erik Sorensen**  
Princeton University / Princeton  
University, Department of Chemistry /  
Frick Chemical Laboratories / Princeton,  
NJ / 08544 / USA / 609-258-5202 /  
[ejs@princeton.edu](mailto:ejs@princeton.edu)  
**Plenary 0195**

**Petr Spacek**  
IOCB AS CR / Flemingovo nam. 2 /  
Prague / 16610 / Czech Republic /  
[petr.spacek@uochb.cas.cz](mailto:petr.spacek@uochb.cas.cz)  
**Poster 0166**

**Brice Stenne**  
Johnson and Johnson / 3210 Merryfield  
Row / San Diego, CA / 92121 / USA /  
[bstenne@its.jnj.com](mailto:bstenne@its.jnj.com)

**Christian Stevens**  
Department of Sustainable Organic  
Chemistry and Technology / Coupure  
links 653 / Ghent / 9000 / Belgium / +32  
497 29 26 72 /  
[Chris.Stevens@UGent.be](mailto:Chris.Stevens@UGent.be)  
**Invited 0117**

**Julia Stoetznier**  
Thieme Chemistry / Ruedigerstr. 14 /  
Stuttgart / 70469 / Germany /  
[julia.stoetznier@thieme.de](mailto:julia.stoetznier@thieme.de)  
**Exhibitor**

**Brian Stoltz**  
1200 E. California blvd. / Pasadena /  
91125 / United States / 6263956064 /  
[stoltz@caltech.edu](mailto:stoltz@caltech.edu)  
**Plenary 0201**

**Iulia Strambeanu**  
922 Bill Smith Blvd / King of Prussia /  
19406 / USA / 2244229163 /  
[iulia.strambeanu@gmail.com](mailto:iulia.strambeanu@gmail.com)

**Alexander Straub**  
Aprather Weg 18a; Geb. 460 /  
Wuppertal / D-42096 / Germany / +49  
202 365640 /  
[alexander.straub@bayer.com](mailto:alexander.straub@bayer.com)

**Andy Stumpf**  
Genentech / 5504 Aspen St / Dublin, CA  
/ 94568 / USA / 6503032176 /  
[andy.stumpf@sbcglobal.net](mailto:andy.stumpf@sbcglobal.net)  
**Short talk 0045**

**Hiroyuki Suga**  
4-17-1 Wakasato / Nagano, Nagano /  
380-8553 / Japan / +81-26-269-5392 /  
[sugahio@shinshu-u.ac.jp](mailto:sugahio@shinshu-u.ac.jp)  
**Poster 0023**

**Zhihua Sun**  
Shanghai University of Engineering  
Science / Room 3424, Building Shixun,  
No. 333, Rd Longteng, District  
Songjiang / Shanghai / 201620 / China /  
15001964890 / [sungaris@gmail.com](mailto:sungaris@gmail.com)

**Riccardo Suter**  
Limmatstr. 33 / Zuerich / 8005 /  
Switzerland / [suter@inorg.chem.ethz.ch](mailto:suter@inorg.chem.ethz.ch)  
**Short talk 0165**

**Franck Suzenet**  
University of Orleans, ICOA / Orleans /  
45067 / France / [franck.suzenet@univ-orleans.fr](mailto:franck.suzenet@univ-orleans.fr)  
**Poster 0137**

**Sadikbaba Syed**  
Vagdevi Junior College / H.No. 3-32,  
Naya Nagar / Kodad, Telangana /  
508206 / India / 9640093772 /  
[sadiq\\_bb@yahoo.co.in](mailto:sadiq_bb@yahoo.co.in)

**Ryohei Takagi**  
27-1 Mizumoto / Murora 050-8585 / 81 /  
Japan / 15041038@mmm.muroran-  
it.ac.jp  
**Poster 0075**

**Satoyuki Takahara**  
603 Oenoki Namerikawashi /  
Toyamaken / 9360874 / Japan / x /  
[FAIRYJOWL@GMAIL.COM](mailto:FAIRYJOWL@GMAIL.COM)  
**Poster 0170**

**Johannes Tauber**  
University of Mainz / Duesbergweg 10-  
14 / Mainz / 55128 / Germany /  
[tauberj@uni-mainz.de](mailto:tauberj@uni-mainz.de)  
**Poster 0025**

**Otuki Teppei**  
27-1 Mizumoto / Muroran / 81 / Japan /  
[14041014@mmm.muroran-it.ac.jp](mailto:14041014@mmm.muroran-it.ac.jp)

**Hiroyoshi Teramoto**  
2-4-41, ebara / shinagawa-ku, tokyo-to /  
142-0063 / japan / [d203@hoshi.ac.jp](mailto:d203@hoshi.ac.jp)  
**Poster 0131**

**Hidetoshi Tokuyama**  
Graduate School of Pharmaceutical  
Sciences, Tohoku University / Aoba 6-3,  
Aramaki, Aobaku / Sendai, Miyagi / 980-  
8578 / Japan / +81-22-795-6887 /  
[tokuyama@m.tohoku.ac.jp](mailto:tokuyama@m.tohoku.ac.jp)  
**Plenary 0078, Junior ISHC Award**

**Rongbiao Tong**  
Department of Chemistry, The Hong  
Kong University of Science and  
Technology / Clear Water Bay /  
Kowloon / 000000 / Hong Kong /  
(852)23587357 / [rtong@ust.hk](mailto:rtong@ust.hk)  
**Short talk 0091**

**F. Dean Toste**  
University of California, Berkeley /  
Department of Chemistry / Berkeley, CA  
/ 94720 / USA / [fdtoste@berkeley.edu](mailto:fdtoste@berkeley.edu)  
**Plenary 0200**

**Anton Toutov**  
Caltech / 385 South Catalina Ave. / Apt  
232 / Pasadena / 91106 / United States  
/ 6263727374 / [atoutov@caltech.edu](mailto:atoutov@caltech.edu)  
**Short talk 0109**

**Naoki Toyooka**  
3190 Gofuku / Toyama / 930-8555 /  
Japan / [toyooka@eng.u-toyama.ac.jp](mailto:toyooka@eng.u-toyama.ac.jp)  
**Invited 0028**

**Michelle Tran-Dube**  
525 11th Avenue #1510 / San Diego,  
CA / 92101 / USA / [michelle.tran-dube@pfizer.com](mailto:michelle.tran-dube@pfizer.com)

**Ivan Trentin**  
Felix-Hausdorff-Straße 4 / Greifswald /  
17487 / Germany / [ivan.trentin@ni-greifswald.de](mailto:ivan.trentin@ni-greifswald.de)  
**Poster 0178**

**Allan Tse**  
Piramal Healthcare Ltd. (Canada) / 42  
Dogwood Street / Markham, Ontario /  
L6E 1G3 / Canada /  
[lo\\_tse@hotmail.com](mailto:lo_tse@hotmail.com)

**Chihiro Tsukano**

46-29 Yoshida-Shimo-Adachi-cho,  
Sakyo-ku / Kyoto / 606-8501 / Japan /  
+81-75-753-4532 /  
tsukano@pharm.kyoto-u.ac.jp  
**Short talk 0052**

**Sergey Tsukanov**

Eli Lilly / 7330 Stevenson center /  
Department of Chemistry, Vanderbilt  
University / Nashville / 37235-1822 / TN  
/ (615) 322-1430 /  
tsukanov\_sergey\_vladimirovich@lilly.co  
m  
**Short talk 0156**

**Dmitry Tselikhovskiy**

Institute for Drug Research, School of  
Pharmacy - 416 / Faculty of Medicine,  
Hadassah Ein Karem Campus, The  
hebrew University of Jerusalem /  
Jerusalem / 91120 / Israel / (972)-2-  
6757032 / dmitryt@ekmd.huji.ac.il  
**Short talk 0011**

**Jan Van Maarseveen**

University of Amsterdam / Marcel  
Breuererf 7 / Amersfoort / 3822VB / The  
Netherlands / +31610281598 /  
j.h.vanmaarseveen@uva.nl  
**Short talk 0197**

**Alfredo Vazquez**

Facultad de Química, Universidad  
Nacional Autónoma de México / Ciudad  
Universitaria / Mexico / 04510 / Mexico /  
+525556223801 / joseavm@unam.mx  
**Poster 0154**

**Akhilesh Verma**

Jawaharlal Nehru University, New Delhi  
110067 / school of physical sciences /  
Jawaharlal Nehru University / Delhi /  
110067 / India /  
akhilesh682000@gmail.com  
**Short talk 0121**

**Sam Vine**

Apollo Scientific / Apollo Scientific /  
Whitefield Road / Bredbury, Stockport /  
SK6 2QR / United Kingdom / 0044 161  
406 0505 /  
sam.vine@apolloscientific.co.uk  
**Exhibitor**

**Hong Wang**

701 E High Street / Department of  
Chemistry and Chemistry, Miami  
University / Oxford, Ohio / 45056 / USA /  
wangh3@miamioh.edu  
**Short Talk 0127**

**Zhixun Wang**

UCSB / Goleta CA 93117 / USA /  
zwang@chem.ucsb.edu  
**Sessions Chair**

**Marisa Weaver**

UCSB / Goleta CA 93117 / USA /  
mweaver@chem.ucsb.edu  
**Poster Sessions Chair**

**Matthew Webster**

167 Shadowbend Drive / Wheeling, IL /  
60090 / USA /  
matthew.webster@abbvie.com

**Dieter Weiss**

Clara Zetkin Str. 01 / Jena / 07743 /  
Germany / c5diwe@uni-jena.de

**Larie Helene Wembo-Nyamba**

UNIVERSITY OF KINSHASA /  
KINSHASA - LEMBA / KINSHASA /  
00243 / REPUBLIC DEMOCRATIC OF  
CONGO / +243854742665 /  
unikin127@gmail.com

**Tim Wezeman**

Karlsruhe Institute of Technology /  
Kolbergerstr 16D / Karlsruhe / 76139 /  
Germany / 00491749992484 /  
tim.wezeman@kit.edu  
**Short Talk 0146**

**M. Christina White**

1403 Old Farm Rd. / Champaign, Illinois  
/ 61821 / United States /  
mcwhite7@illinois.edu  
**Plenary 0215**

**Craig Williams**

School of Chemistry and Molecular  
Biosciences / University of Queensland /  
Brisbane, Queensland / 4072 / Australia  
/ c.williams3@uq.edu.au  
**Short talk 0006**

**David R Williams**

Indiana University / 800 E Kirkwood Ave  
/ Bloomington, IN / 47404-7102 / USA /  
1-812-855-6629 / williamd@indiana.edu  
**Invited 0094, Session Chair**

**Kevin Wilson**

Blueprint Medicines / 38 Union Park /  
Apt 4 / Boston, MA / 02118 / USA /  
kwilson@blueprintmedicines.com

**Felix Wolf**

University of Potsdam / Karl-Liebknecht-  
Straße 24/25 / Potsdam / 14476 /  
Germany / fwolf@uni-potsdam.de  
**Short talk 0012**

**James Wood**

33 Castleton Street / Birkdale / Auckland  
/ 0626 / New Zealand /  
jwo0165@aucklanduni.ac.nz  
**Poster 0024**

**John Wood**

Department of Chemistry and  
Biochemistry / Baylor University / Waco,  
TX / 76798 / USA / 254-710-4427 /  
John\_L\_Wood@baylor.edu  
**Plenary 0210**

**Jing Wu**

30-80, 21st / apt. 3a / astoria / 11102 /  
USA / wujing0208@hotmail.com  
**Short talk 0033**

**Ming-Jung Wu**

70 Lien-Hai Road / Kaohsiung / 804 /  
Taiwan / mijuwu@faculty.nsysu.edu.tw  
**Short talk 0017**

**Xiangshu Xiao**

OHSU / 3181 SW Sam Jackson Park  
Rd / Portland, OR / 97239 / USA /  
xiaoxi@ohsu.edu  
**Short talk 0105**

**Ruisheng Xiong**

Husargatan 3 / Box 576 / Uppsala /  
75123 / Sweden / +46184713786 /  
ruisheng.xiong@kemi.uu.se  
**Poster 0082**

**Xinfang Xu**

199 Renai rd. / Suzhou / 215123 / China  
/ xinfangxu@suda.edu.cn  
**Short talk 0138**

**Olica Xu**

J&K Scientific / 1250 Oakmead Pkwy /  
Suite 210 / Sunnyvale, CA / 94085 /  
USA / 952-942-3333 / olica.xu@jk-  
scientific.com  
**Exhibitor**

**Xinfang Xu**

Soochow University / 199 Renai Rd. /  
Suzhou, Jiangsu / 215123 / China /  
xinfangxu@suda.edu.cn  
**Short talk 0138**

**Yousuke Yamaoka**

46-29 Yoshida-Shimo-Adachi-cho,  
Sakyo-ku / Kyoto / 606-8501 / Japan /  
yyamaoka@pharm.kyoto-u.ac.jp  
**Poster 0074**

**Takayasu Yamauchi**

2-4-41 Ebara, Shinagawa / Tokyo / 142-  
8501 / Japan / yamauchi@hoshi.ac.jp  
**Poster 0118**

**Shoko Yamazaki**

Nara University of Education /  
Takabatake-cho / Nara / 630-8528 /  
Japan / yamazaks@nara-edu.ac.jp  
**Short talk 0019**

**Kai Yang**

The Center for Combinatorial Chemistry  
and Drug Discovery of Jilin University /  
1266 Fujin Lu, Changchun, Jilin 130021,  
P. R. China; / Changchun, Jilin /  
130021/457 / China / 13843122825 /  
*yangkai12@mails.jlu.edu.cn*  
**Poster 0182**

**Han Ying**

College of Chemistry & Chemical  
Engineering / Shouxihu Campus,  
Yangzhou University / Yangzhou,  
Jiangsu Province / 225002 / China /  
*hanying@yzu.edu.cn*  
**Poster 0070**

**Masashi Yokoya**

2-522-1 Noshio / Kiyose, Tokyo /  
2048588 / Japan / *yokoya@my-  
pharm.ac.jp*  
**Poster 0119**

**Kyle Young**

761 Birch Walk Apt F / CA / United  
States / United States / 720-448-3055 /  
*kyoung@chem.ucsb.edu*  
**Short talk 0003**

**Biao Yu**

345 Lingling Road / Shanghai / China /  
200032 / *byu@mail.sioc.ac.cn*  
**Invited 0199**

**Nancy Ytakobo-Mboy**

UNIVERSITY OF KINSHASA /  
KINSHASA - LEMBA / KINSHASA /  
00243 / REPUBLIC DEMOCRATIC OF  
CONGO / +243854742665 /  
*unikin127@gmail.com*

**Haihua Yu**

GlaxoSmithKline / Building 3, 898 Halei  
Road, Zhangjiang Hi-tech Park, Pudong,  
Shanghai, 201203 China / Shanghai /  
86 / China / *Haihua.H.Yu@gsk.com*

**Armen Zakarian**

Department of Chemistry and  
Biochemistry / University of California  
Santa Barbara / Santa Barbara, CA /  
93106 / USA /  
*zakarian@chem.ucsb.edu*  
**Invited 0193, Session Chair**

**George Zhang**

1280 Main Str. West / Hamilton, ON /  
L8S 4L8 / Canada /  
*zhangxf11@hotmail.com*

**Wei Jiang Zhang**

Theravance Biopharma / 317 Treedust  
St. / Redwood City, California / CA,  
94065 / United States / 650-808-6065 /  
*wzhang@theravance.com*

**Liming Zhang**

Dept of Chemistry and Biochemistry /  
mail code 9510 / SANTA BARBARA /  
93106 / United States / 8058937392 /  
*zhang@chem.ucsb.edu*  
**Invited 0219, Session Chair**

**Leo Zhao**

GSK / Building 3, No.898 Halei Road,  
Zhangjiang Hi-Tech Park, Pudong /  
Shanghai / 201203 / China /  
(+86)13816811519 /  
*leo.l.zhao@gsk.com*

**Zhitong Zheng**

6930 Whittier Dr / Apt 145 / Goleta, CA /  
93117 / United States /  
*zzheng@chem.ucsb.edu*  
**Short talk 0089**

**Yong-Li Zhong**

8 Falcon Drive / Edison, New Jersey /  
08820 / USA /  
*yongli\_zhong@merck.com*  
**Poster 0152**

**Holber Zuleta-Prada**

UNIVERSIDAD AUTONOMA  
CHAPINGO. RFC= UAC-771230988 /  
KM. 38.5 CARRETERA MEXICO-  
TEXCOCO / TEXCOCO DE MORA.  
ESTADO DE MEXICO / 56230 /  
MEXICO / (015)95 21618 EXTE 5760 /  
*hozuleta\_13@hotmail.com*  
**Posters 0084, 0126**

# Abstracts

## Invited

### [0002] Mangrolide A – A Novel Marine-Derived Antibiotic with Activity Against Gram-Negative Pathogens

Jef De Brabander

UT Southwestern Medical Center, Dallas, Texas, USA

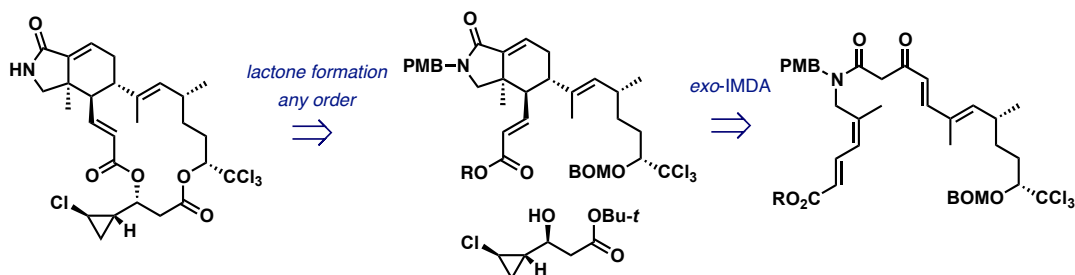
I will present results related to a structurally novel antibiotic termed Mangrolide A, which was isolated from a marine actinomycete from the mangrove swamps in the Bahamas. Structurally, mangrolide A shares similarity to fidaxomicin (<sup>®</sup>Dificid), which is a clinically approved narrow-spectrum antibiotic used for the treatment of the Gram-positive pathogen *Clostridium difficile*. However, Mangrolide A exhibits potent and selective bactericidal activity against Gram-negative pathogens, including those associated with cystic fibrosis and hospital-acquired pneumonia infections. Mechanism of action studies revealed that Mangrolide interferes with the ribosomal proofreading process, leading to an increased rate of error in protein synthesis. This is the first example of a macrolide glycoside structure displaying the mechanism of action found for aminoglycosides. The frequency of antibiotic-resistant bacteria is currently rising at an alarming rate; therefore, the need to identify new antibiotics has reached a critical level. It is estimated that greater than 1.7 million hospital-acquired bacterial infections occurred in 2008 (4.5 per 1000 patients), resulting in more than 100,000 deaths. The estimated costs on the U.S. health care budget attributed to these infections are \$5 billion annually. Clinicians are increasingly concerned about the threat of Gram-negative pathogens, such as *Pseudomonas aeruginosa*, *Acinetobacter baumannii* and the Enterobacteriaceae, the main causes of hospital-acquired pneumonia. In a recent CDC survey 26% of *P. aeruginosa* isolates and 37% of *A. baumannii* hospital-isolates were resistant to the most common antibiotic treatments. While there have been a few approved clinical candidates for Gram-positive pathogens, new treatments for Gram-negative pathogens have stalled in recent decades. **Thus, the need for antibiotics that are effective against Gram-negative infections has become a medical necessity.**

## Short Talk

### [0003] Total Synthesis and Structural Revision of Muironolide A.

Kyle Young, Qing Xiao, Armen Zakarian

University of California, Santa Barbara, CA, USA



Muironolide A is a fascinating tetrachlorinated marine polyketide isolated from the sponge of *Phorbas* sp. Only 90 mg had been isolated, and the structure was established by nanoscale NMR techniques. Herein we report the total synthesis of the substance with the assigned structure of muironolide A, propose a revised structure based on NMR data, and complete the enantioselective total synthesis of muironolide A.



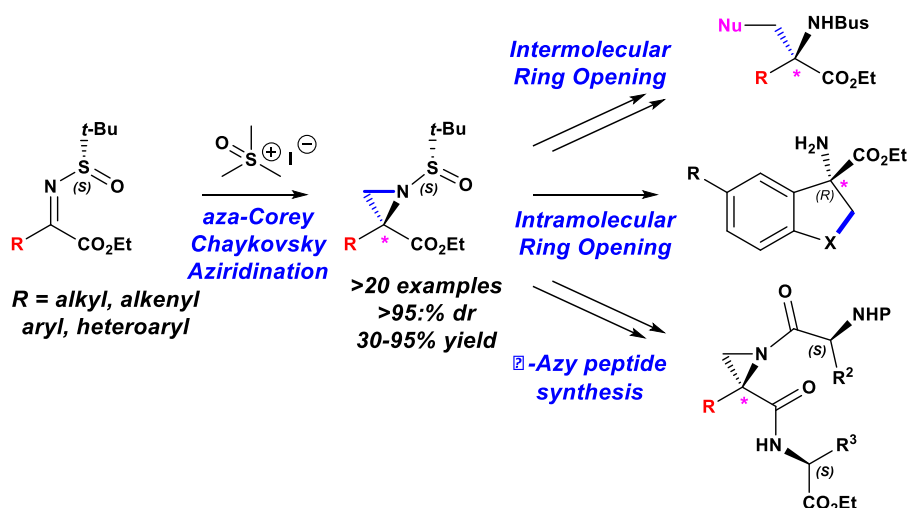
## Short Talk

### [0004] Asymmetric Synthesis of $\alpha$ -Quaternary Substituted Aziridine-2-carboxylates and Application to Amino Acid Synthesis

Maurice Marsini

Chemical Development, Boehringer Ingelheim Pharmaceuticals, Inc., Ridgefield, CT, USA

A general, scalable, and highly diastereoselective aza-Corey-Chaykovsky aziridination of *N*-*tert*-butanesulfinyl ketimino esters is described. The privileged, enantioenriched, and previously inaccessible  $\alpha$ -quaternary aziridine-2-carboxylate products are densely functionalized compounds that provide straightforward access to novel, biologically relevant  $\alpha$ -quaternary amino esters and derivatives starting from readily available precursors. The development of robust methodology and subsequent application via inter- and intramolecular ring opening will be presented.



## Plenary

### [0005] A 50 Year Infatuation/Obsession with 1,3-Dipoles

Albert Padwa

Emory University, Atlanta, Georgia, USA

Part 1 of this presentation will provide a tribute to Professor Alan Katritzky's remarkable career in heterocyclic chemistry. In part 2, the chemistry of metal carbene complexes as a method to generate 1,3-dipoles is discussed. This approach bestows chemists with an exceptionally fertile ground for designing and developing new stereoselective bond construction for application toward the synthesis of various alkaloids. Due to their lability, metal carbene complexes are usually generated *in situ* from their corresponding diazo precursors prior to use. The reaction of  $\alpha$ -diazo carbonyl compounds with transition metals such as rhodium(II) carboxylates constitutes a particularly powerful method for generating synthetically useful electrophilic carbene complexes. Earlier work by our group has shown that the rhodium(II) catalyzed reaction of 2-diazo-3-oxobutanoates bearing tethered p-bonds represents a synthetically useful protocol for the construction of a variety of novel polycyclic skeletons. The Rh(II)-catalyzed reactions of the related 2-diazo-2-(1*H*-indol-2-yl)acetate system has now been examined as a potential route toward scandine, a member of the melodinus family of alkaloids. Attack of the neighboring carbonyl oxygen atom onto the rhodium carbenoid center produces a cyclic 1,3-dipole that undergoes cycloaddition with a tethered alkenyl group. The resulting cycloadduct corresponds to a potential intermediate in a planned synthesis of scandine.

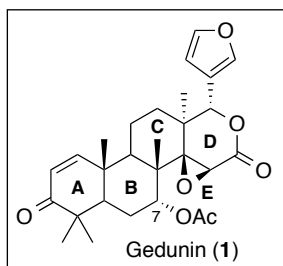
## Short Talk

### [0006] Towards the Total Synthesis of the Tetranortriterpene Gedunin

Craig Williams

*University of Queensland, Brisbane, Qld, Australia*

Gedunin (1), which was first isolated from the West African timber *Entandrophragma angolense* in 1960, has been reported to exhibit a diverse range of biological activities, including antimalarial, antifungal, allergic response, peptic ulcer, anti-cancer, eryptosis, antifilarial, and insecticidal activity. In terms of anticancer activity, however, gedunin (1) was explored through the use of a connectivity map, and found to exhibit antiproliferative activity through the heat shock protein Hsp90. Such compelling biological interest in this compound inspired our group to investigate a synthetic route to gedunin so as to open opportunities for better understanding the underlying biochemical pathways. The lecture will describe our efforts in achieving the construction of a key advanced intermediate and subsequent activities towards total synthesis.



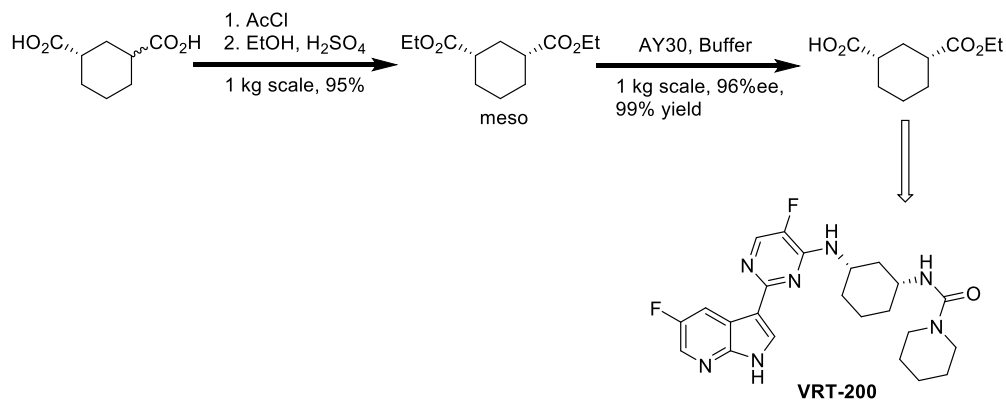
## Short Talk

### [0009] Scale Up of Azaindole Compound VRT-200: A Story of Synthetic Evolution

Colin Liang, Ed Dorsch, John Cochran, Ioana Davies, Huai Gao, Michael Clark, Paul Charifson

*Vertex Pharmaceuticals, Boston, MA, USA*

Azaindole compound **VRT-200** is a potent inhibitor of influenza PB2, and has complex structure which is a challenge for scale up. We use enzymatic desymmetrization of 1,3-bis(ester)-cyclohexane to generate the two chiral centers with high yield (99%) and high ee (99%). The first generation of synthesis employs the displacement of chiral mono-Boc-diaminocyclohexane with sulfoxide, followed by urea formation (10 steps); The second generation of synthesis is racemic and need SFC separation (6 steps); The third generation of synthesis employs a Curtius rearrangement of acid to install morpholin urea in one step (7 total steps with 33% overall yield). All steps from last route are high yielding and easy to scale up



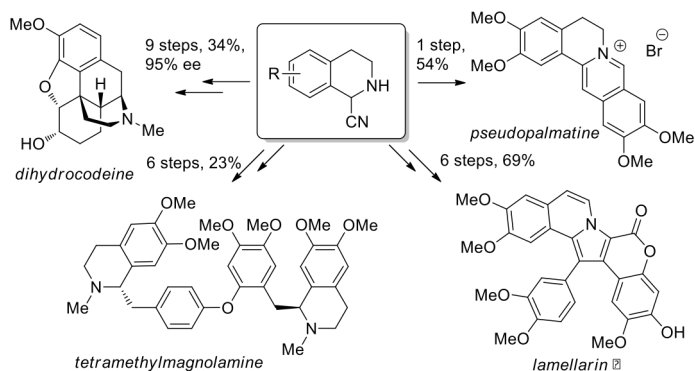
## Short Talk

### [0010] Deprotonated $\alpha$ -Aminonitriles as versatile Building Blocks for the construction of N-Heterocycles

Mario Geffe, Nancy Blank, Dennis Imbri, Günther Lahm, Till Opatz

Johannes Gutenberg-University, Mainz, Germany

The strong anion stabilizing capacity of the nitrile group permits  $\alpha$ -aminonitriles with a primary or secondary amino group to be used as readily available  $\alpha$ -aminocarbanion equivalents after deprotonation with a suitable base. These agents are versatile building blocks for the construction of highly substituted amines and N-heterocycles which can be obtained in very short reaction sequences or one-pot procedures. The related rearrangements of nitrile-stabilized ammonium ylides allow ring transformations such as the construction of protoberberine alkaloids in a single step.



## Short Talk

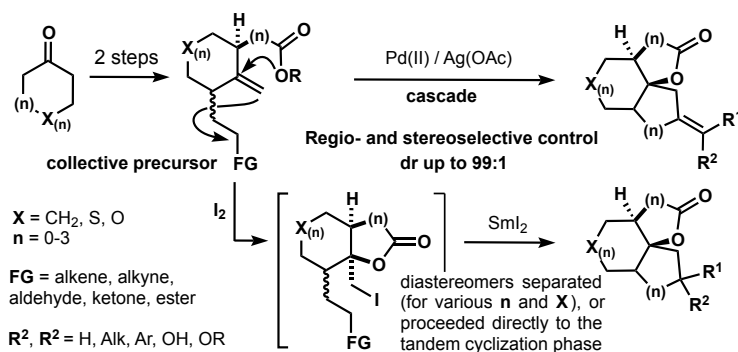
### [0011] Rapid Composition of Tricyclic Spiranoid Lactones: Access to Natural and Unexplored Frames

Dmitry Tselikhovsky

Institute for Drug Research, School of Pharmacy, Faculty of Medicine, The Hebrew University of Jerusalem, Jerusalem, Israel

Many important biochemical compounds and drugs of natural origin contain tricyclic spirofuranone ring structures. Analysis of their molecular frames shows a compacted carbon skeleton with angularly fused tricycles of different oxidation states in each of the rings, which together present a real synthetic challenge.

Based on the remarkable core structure similarities among the natural products, we designed a rapid and practical collective synthesis strategy of complex functionalized natural and never-before explored frames. We devised a general and common synthesis of phylogenetically and structurally different tricyclic angularly fused systems via controlled cyclizations of simple key precursors. The novel strategy is short, regio- and stereoselective, and offers the possibility to access a broad spectrum of quaternary carbon-centered spiranoid lactone-based structures. Readily accessible key molecules, which are of lesser complexity than the target natural products, were elaborated by simple synthetic sequences. These yield a broad spectrum of spiranoid lactones of varying complexity.



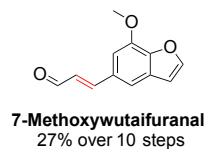
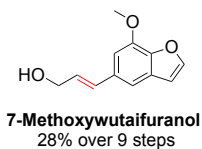
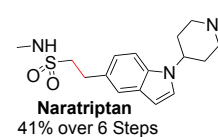
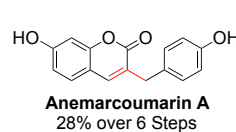
## Short Talk

### [0012] Total and Formal Syntheses of Heterocyclic Natural Products and Drugs by MATSUDA-HECK-Reaction<sup>[1]</sup>

Felix Wolf, Bernd Schmidt

University of Potsdam, Potsdam, Germany

The palladium catalysed MATSUDA-HECK-Reaction or arene diazonium salts is a powerful synthetic tool for the coupling of olefins and (heterocyclic) aryl compounds. Highlighted by mild reaction conditions, convenient synthesis<sup>[2,3]</sup> of very reactive and extremely useful electrophiles, this C-C-bond forming reaction is a highly versatile and efficient reaction for the synthesis of complex structures<sup>[4]</sup>. To the best of our knowledge, we report the first total syntheses of three known bioactive heterocyclic natural compounds<sup>[5,6]</sup> and one formal synthesis<sup>[7]</sup> of the anti-migraine drug Naratriptan, which are presented below. Furthermore, we developed new synthetic pathways for the novel olefins and arene diazonium tetrafluoroborates required, optimized the systems and implement the results in very efficient and atom economic routes. Our reaction conditions are distinguished by low catalyst loading of inexpensive Pd(OAc)<sub>2</sub>, short reaction times, excellent functional group tolerance, absence of bases and ligands, full stereoselectivity and good to excellent yields.



<sup>1</sup>manuscripts in preparation; <sup>2</sup>B. Schmidt, R. Berger, F. Hölter *Org. Biomol. Chem.* **2010**, *8*, 1406-1414.; <sup>3</sup>B. Schmidt, R. Berger, F. Hölter *Adv. Synth. Catal.* **2010**, *352*, 2463-2473.; <sup>4</sup>J. G. Taylor, A.V. Moro, C. R. D. Correia *Eur. J. Org. Chem.* **2011**, 1423-1428.; <sup>5</sup>J. Y. Ui, S. L. Seul, J. Hana, E.-K. Seo, *J. Nat. Prod.* **2009**, *72*, 1895-1898.; <sup>6</sup>H.Y. Huang, T. Ishiwaka, I.-S. Chen *J. Nat. Prod.* **2008**, *71*, 1146-1151.; <sup>7</sup>B. Pete, G. Simig, L. Toeke *Heterocycles* **2003**, *60*, 2441-2455.

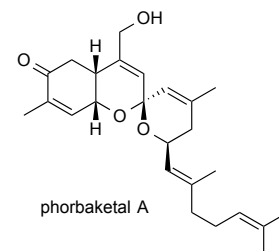
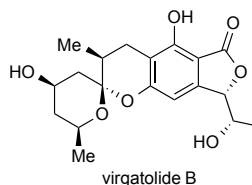
## Invited

### [0013] SYNTHESIS OF NATURAL PRODUCTS CONTAINING SPIROKETALS

Margaret Brimble

University of Auckland, Auckland, New Zealand

Natural products have long been regarded as “Nature’s medicine chest” providing invaluable platforms for developing front-line drugs. The chemical structures of natural products have evolved over several millennia for a specific biochemical purpose and their molecular frameworks can be considered “privileged scaffolds.” This lecture will showcase how natural products that contain intricate spiroketal scaffolds can be synthesized thus providing a platform to develop novel anticancer and anti-obesity agents. The virgatolides are a family of natural products containing a rare benzannulated 6,6-spiroketal moiety isolated in 2011 from *Pestalotiopsis virgatula*.<sup>1</sup> Virgatolides A-C exhibit cytotoxicity against HeLa cells (IC<sub>50</sub> ~ 20 μM). The first synthesis<sup>2</sup> of virgatolide B is described. Phorbaketal A and alotaketal A are two pseudoenantiomeric natural products, containing a unique spiro-sesterterpenoid core structure.<sup>3,4</sup> Phorbaketal A possesses moderate cytotoxicity against a range of cancer cell lines, as well as exhibiting osteoblast and mast cell differentiation activity and inhibition of fatty acid synthesis in the liver. Additionally, alotaketal A activates the cAMP signalling pathway at nanomolar concentrations. Our efforts directed towards the enantioselective syntheses of phorbaketal A and alotaketal A will be described.<sup>5</sup>



1. Li, J.; Li, L.; Si, Y.; Jiang, X.; Guo, L.; Che, Y. *Org. Lett.* **2011**, *13*, 2670. 2. Hume, P. A.; Furkert, D.P.; Brimble, M.A. *Org. Lett.* **2013**, *15*, 4588. 3. Rho, J.-R.; Hwang, B.S.; Sim, C.J.; Joung, S.; Lee, H.-Y.; Kim, H.-J. *Org. Lett.* **2009**, *11*, 5590. 4. Forestieri, R.; Merchant, C.E.; Matainaho, T.; Kieffer, T.J.; Andersen, R.J. *Org. Lett.* **2009**, *11*, 5166. 5. Hubert, J.G.; Furkert, D.P.; Brimble, M.A. *J. Org. Chem.* **2015**, *80*, 2231; *J. Org. Chem.* **2015**, *80*, 2715.

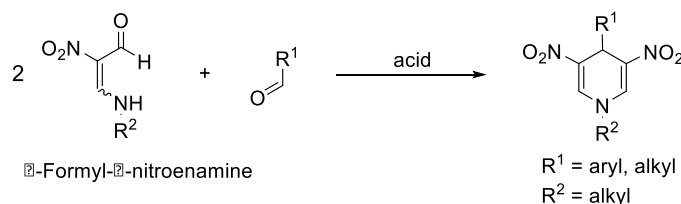
## Short Talk

### [0014] Hantzsch-type Reaction of $\beta$ -Formyl- $\beta$ -nitroenamine: Multi-component Synthesis of 4-Substituted-3,5-dinitro-1,4-dihydropyridine

Haruyasu Asahara, Mai Hamada, Nagatoshi Nishiwaki

Kochi University of Technology, Kami/Kochi, Japan

1,4-Dihydropyridine (DHP) derivatives have attracted a considerable attention in medicinal chemistry and pharmacology due to the wide range of bioactivities, among which 4-arylated DHPs are also often found as the fundamental framework in drugs such as calcium antagonists and cardiovascular diseases. On the other hand, we recently reported the novel method for construction of 4-arylated 3,5-dinitro-1,4-DHPs from  $\beta$ -formyl- $\beta$ -nitroenamine as a reactive building block. Although this reaction serves as dinitro-DHPs that are not easily prepared by other method, the scope of the substrate is limited to highly electron-rich aromatics, and the theoretical maximum yield should be below 67%. In this context, we have improved this reaction by using the strategy of Hantzsch-type multi-component reaction. Namely, a relevant multi-component reaction between two molecules of  $\beta$ -formyl- $\beta$ -nitroenamine and an aldehyde is designed (Scheme), and we have succeeded to prepare various kinds of 4-aryl and 4-alkyl-3,5-dinitro-1,4-DHPs in high yields.



**Scheme.** Multi-component Synthesis of Dinitro-dihydropyridine

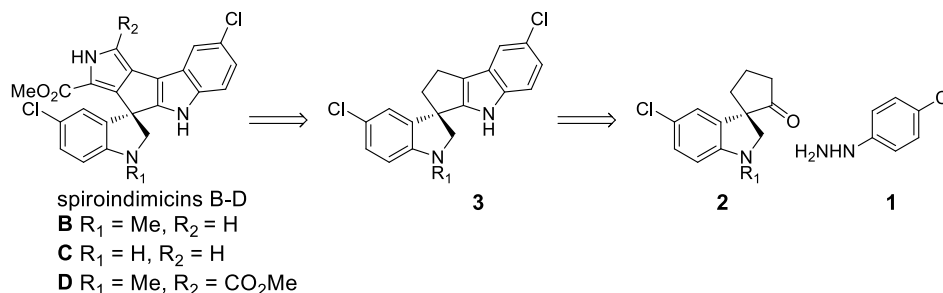
## Short Talk

### [0015] Synthetic studies towards spiroindimicins B-D

Lachlan M. Blair, Jonathan Sperry

The University of Auckland, Auckland, New Zealand

Spiroindimicins B-D were isolated in 2012 from *Streptomyces* sp. SCSIO 03032,<sup>1</sup> a deep-sea derived actinomycete collected from the Bay of Bengal. These hexacyclic natural products feature unprecedented [5,5] spirocyclic bisindole scaffolds, and exhibit moderate inhibitory activity and cytotoxicity against a series of cancer cell lines.<sup>1</sup> To date there are no reports on the synthesis of any member of this unusual family of natural products. Our synthetic strategy involves a Fischer indolization between phenylhydrazine **1** and ketone **2** to form the pentacycle **3**, to which we are currently attempting to append the pyrrole ring and hence complete the syntheses of spiroindimicins B-D.



1) Zhang, W.; Liu, Z.; Li, S.; Yang, T.; Zhang, Q.; Ma, L.; Tian, X.; Zhang, H.; Huang, C.; Zhang, S.; Ju, J.; Shen, Y.; Zhang, C., *Org. Lett.* **2012**, *14*, 3364-3367.

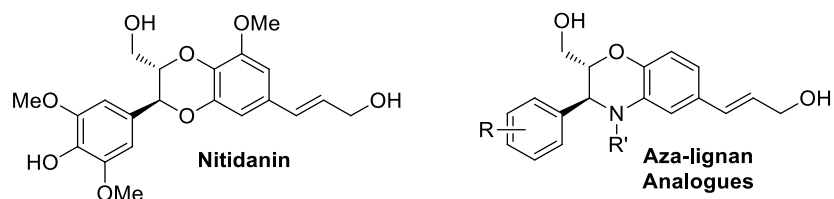
## Short Talk

### [0016] Synthesis of nitrogen analogues of bioactive lignans

Eunkyung Jung, David Barker

University of Auckland, Auckland, New Zealand

1,4-Benzodioxane neolignans are natural products that are a subclass within the lignan family that exhibit remarkable biological effects, including antimicrobial, hepatoprotective and cytotoxic activities. In particular, 1,4-benzodioxane lignans with a 9-hydroxymethyl group such as silybin A, one of the components of silymarin (milk thistle extract), have shown inhibitory activity against hepatotoxins. Nitidanin isolated from *Santalum album* is an antimalarial agent. Previous work in our group has developed an enantioselective and flexible synthetic method to produce 1,4-benzodioxane lignans such as eusiderin and isoamericanin. We now report our efforts to synthesise nitrogen analogues of 1,4-benzodioxane lignans. The synthetic strategy is to convert the 1,4-benzodioxane skeleton into a benzomorpholine. The added nitrogen will allow an additional site for substitution which could allow bio-conjugation and also increase solubility. We report our synthetic approach towards aza-lignans involving Mitsunobu reaction of an enantiopure secondary alcohol and an amino protected phenol, giving chirally pure aryl ethers which are converted into a benzomorpholine aminol. The N-Boc and O-Bn aminol was then subjected to N-acyliminium aryl addition, under acid condition. Aryl nucleophiles that are found in natural products were added to give a range of aryl benzomorpholine. Functionalization of the aryl bromide in these aryl benzomorpholines allows addition of the side chain.



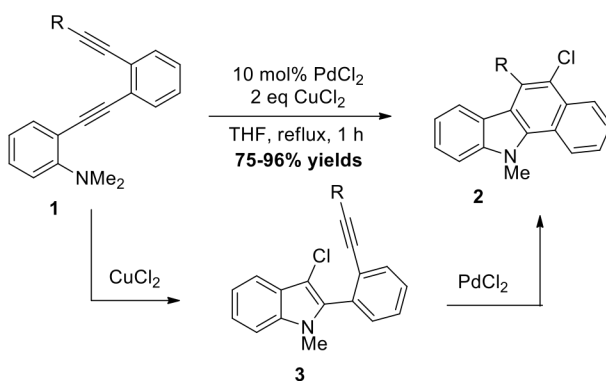
## Short Talk

### [0017] Transition Metal-Catalyzed Cyclization of Eneidyne to Benzopyranones, Carbazoles and Benzothiophenes

Ming-Jung Wu

National Sun Yat-sen University, Kaohsiung, Taiwan

Recently, we found that treatment of *N,N*-dimethyl 2-[(2-(2-alkynylphenyl)ethynyl)anilines] **1** with ten mol% of  $\text{PdCl}_2$  and two equivalents of  $\text{CuCl}_2$  at refluxing THF for one hour gave the chlorinated benzo[*a*]carbazoles **2** in excellent yields. The chloroindoles **3** was proposed as the key intermediate and can be prepared separately by reaction of **1** with two equivalents of  $\text{CuCl}_2$  at refluxing THF. Treatment of **3** with various electrophilic transition metals, such as  $\text{PdCl}_2$ ,  $\text{Pd}(\text{OAc})_2$  and  $\text{PtCl}_2$ , gave carbazoles **2** in good yields. Under the similar reaction conditions, methyl 2-[6-substituted 3(*Z*)-hexen-1,5-diynyl]benzoates and 2-(2-(2-(2-substituted ethynyl)phenyl) ethynyl)thioanisoles were converted to dibenzo[*b,d*]pyran-6-ones and benzo[*b*]naphtho[2,1-*d*]thiophenes, respectively.



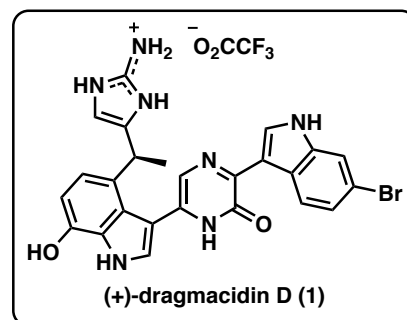
1. Chang, W. R.; Lo, Y. H.; Lee, C. Y.; Wu, M. J. *Adv. Synth. Catal.* **2008**, 350, 1248. 2. Chen, C. C.; Chin, L. Y.; Yang, S. C.; Wu, M. J. *Org. Lett.* **2010**, 12, 5652. 3. Chen, C. C.; Yang, S. C.; Wu, M. J. *J. Org. Chem.* **2011**, 76, 10269. 4. Chen, C. C.; Chen, C. M.; Wu, M. J. *J. Org. Chem.* **2014**, 79, 4704.

## [0018] 10 Step Asymmetric Total Synthesis and Stereochemistry of (+)-Dragmacidin D

Jeffrey Jackson, Armen Zakarian

UC Santa Barbara, Santa Barbara, CA, USA

The asymmetric total synthesis of (+)-dragmacidin D (1) has been completed in 10 steps. The lone stereocenter was set using a direct asymmetric alkylation procedure using a C<sub>2</sub>-symmetrical tetramine in addition to lithium *N*-(trimethylsilyl)-*tert*-butylamide as the enolizing reagent. A regioselective Larock indole synthesis was employed as well as a copper-mediated acyl cross-coupling reaction to assemble the pyrazinone and aminoimidazole units. The stereochemical evidence from this work strongly supports the *S* configuration at the 6''' position consistent with other members of the dragmacidin family of natural products.



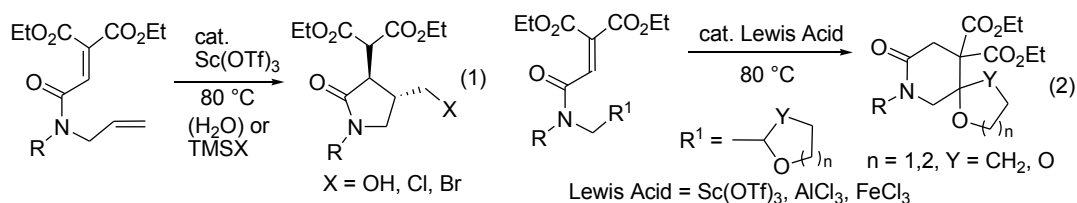
## Short Talk

## [0019] Lewis acid-catalyzed cyclization reactions of amides of ethenetricarboxylates

Shoko Yamazaki, Mamiko Niina

Nara University of Education, Nara, Japan

Nitrogen-containing heterocyclic systems are versatile core structures in organic chemistry because of their presence in many biologically active compounds. The development of new efficient synthetic strategies for the construction of nitrogen-containing heterocycles is of considerable interest. We have developed Lewis acid-promoted stereoselective five-membered ring formation of alkenyl ethenetricarboxylates.<sup>1</sup> To promote the cyclization/halogenation, 1-2 equivalents of Lewis acids such as AlCl<sub>3</sub>, AlBr<sub>3</sub>, TiCl<sub>4</sub>, TiBr<sub>4</sub> and ZnI<sub>2</sub> are required. In this study, catalytic cyclization of allyl amides of ethenetricarboxylate leading to pyrrolidines has been examined. Reaction of allyl amides of ethenetricarboxylate with Sc(OTf)<sub>3</sub> (0.2 equiv.) gave 4-hydroxymethyl-2-oxopyrrolidine derivatives stereoselectively (eq 1). The formation of the hydroxymethylpyrrolidines may arise from participation of water in situ. Sc(OTf)<sub>3</sub>-catalyzed cyclization reactions of the allyl amides with TMSX (X = Cl, Br) also proceeded efficiently to give halogenated 2-oxopyrrolidine derivatives. Catalytic cyclization of amides of ethenetricarboxylate bearing acetal and ether groups has also been examined. The reaction of the amides bearing cyclic acetal in the presence of Sc(OTf)<sub>3</sub> gave piperidine derivatives as major products (eq 2). The cyclized products may be formed via internal redox process.<sup>2</sup> Similarly, Lewis acid-catalyzed reaction of cyclic ethers gave spiro cyclic piperidine products selectively. The scope and the factors to control selectivities in the catalytic reactions of amides of ethenetricarboxylates are under investigation.



<sup>1</sup> Yamazaki, S.; Fujinami, K.; Maitoko, Y.; Ueda, K.; Kakiuchi, K. *J. Org. Chem.* **2013**, *78*, 8405. <sup>2</sup> Haibach, M. C.; Seidel, D. *Angew. Chem. Int. Ed.* **2014**, *53*, 5010.

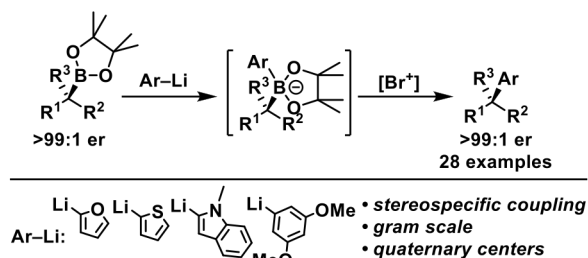
## Short talk

### [0022] Enantiospecific couplings of secondary and tertiary boronic esters.

Marcin Odachowski

University of Bristol, Bristol, UK

A great amount of research has been dedicated in recent decade towards developing methods that facilitate the construction of 3D scaffolds of molecules. This comes as a direct consequence of a realisation that saturated molecules interact better with biological receptors than flat, unsaturated structures. There is a strong interest from pharmaceutical industry as it hopes to explore undiscovered chemical space using saturated molecules. Scientific community is investing a lot of effort to enable this goal, mainly by utilisation of established methods such as Suzuki-Miyaura cross-coupling. This Nobel Prize winning process has opened doors to a wide range of stereospecific reactions that enable the synthesis of tertiary carbon centres with high enantiomeric enrichment. This talk will focus on a new process developed in Aggarwal group that allows for the synthesis of tertiary and all-carbon quaternary centres in a transition metal free transformation.



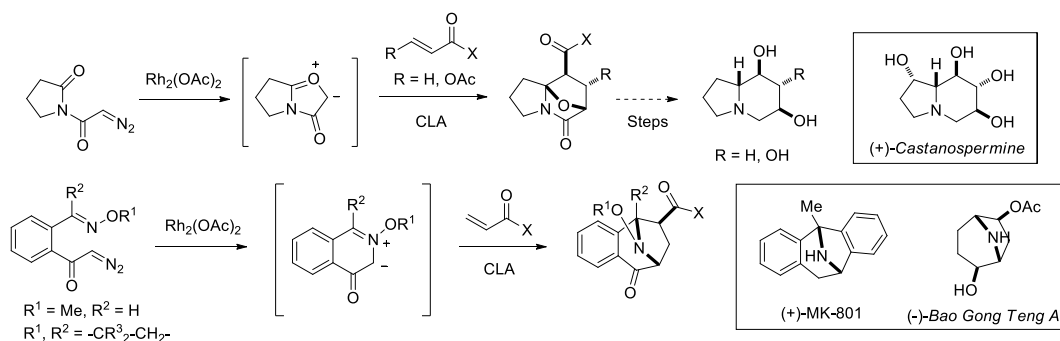
## Poster

### [0023] Asymmetric synthesis of heterocyclic compounds and their synthetic applications by cyclic ylides formation followed by enantioselective addition sequences

Hiroyuki Suga, Rinnosuke Oda, Takashi Bando, Takayuki Yoshida, Yasunori Toda

Department of Chemistry and Material Engineering, Faculty of Engineering, Shinshu University, Nagano, Nagano, Japan

During the past decade, we developed enantioselective carbonyl ylide cycloaddition reactions featuring dual-activation methodology involving Rh-catalyzed cyclic carbonyl ylide formation followed by chiral Lewis acid-catalyzed cycloadditions, which have exhibited high levels of asymmetric induction.<sup>1,2)</sup> To evaluate the efficiency of the dual-activation methodology for the asymmetric synthesis of several other biologically important heterocyclic compounds such as optically active polyhydroxy Indolizidine derivatives and 8-azabicyclo[3.2.1]octanes, we have investigated asymmetric cycloaddition reactions of the corresponding cyclic ylides derived from *N*-diazooacetyl lactams, 2-(2-diazoacetyl)-benzaldehyde *O*-methyloximes and related isoxazoline derivatives as diazo substrates based on the dual-activation methodology. Details of their enantioselectivities (good to high %ees) and synthetic applications will be reported. This methodology could apply to the addition reaction of benzylalcohol to the cyclic carbonyl ylides derived from 2-diazo-3-alkanoyl-2-oxazolidinone derivatives. Relatively high enantioselectivities were observed for the addition products, which could be hydrolyzed to the corresponding water insertion products.



1) Suga, H. et al. *J. Am. Chem. Soc.* **2002**, 124, 14836. *J. Org. Chem.* **2013**, 78, 10840. 2) Suga, H. et al. *Org. Lett.* **2007**, 9, 4359. *Tetrahedron* **2010**, 66, 3070. Vol. 9, No. 21 4359.



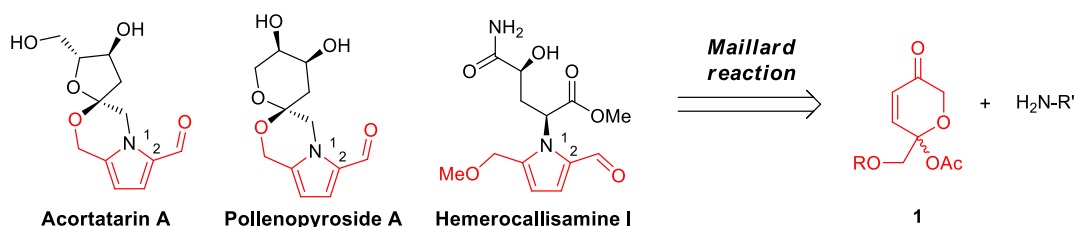
## Poster

### [0024] Synthesis of 2-formylpyrroles using a Maillard approach: Elucidation of the bioactive pharmacophore in traditional Chinese medicines

James Wood, Daniel Furkert, Margaret Brimble

University of Auckland, Auckland, New Zealand

2-Formylpyrrole compounds have been isolated from a variety of plants with traditional medicinal uses. Among these compounds are the acortatarin family of natural products, which inhibit the production of high-glucose-induced reactive oxygen species in renal mesangial cells. This bioactivity has application in the treatment of diabetic nephropathy; the most common cause of chronic kidney failure. This project aims to explore the activity of the 2-formylpyrrole pharmacophore via library synthesis and SAR studies. Our group has developed a novel Maillard-type reaction to synthesise 2-formylpyrrole natural products and their analogues; this reaction allows for the divergent synthesis of 2-formylpyrrole compounds from a single dihydropyranone intermediate **1**. Complexity is derived from the amine coupling partners, which have been prepared from amino acids and other chiral pool compounds. Herein, we present details of the total syntheses and compound library work for SAR bioactivity assays.



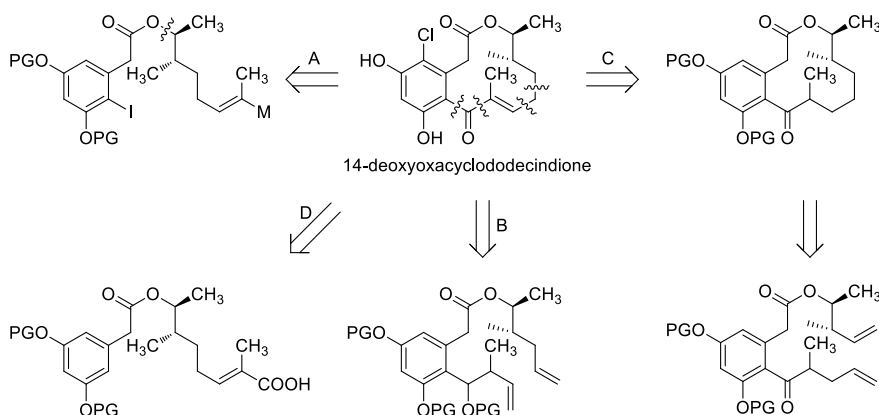
## Poster

### [0025] Synthesis of Potent Anti-Inflammatory Fungal Macrolactones

Johannes Tauber, Till Opatz

Johannes Gutenberg-University, Mainz, Germany

The secondary metabolite 14-deoxyoxacyclododecindione, isolated from *Exserohilum rostratum*, exhibits highly potent anti-inflammatory activity in the nanomolar range and may serve as a lead structure for new therapeutics for the treatment of chronic inflammatory and/or fibrotic diseases. While various synthetic approaches to the 12-membered skeleton like an attempted carbonylative ring closure (pathway A) or a ring-closing metathesis/double-bond isomerisation sequence (pathway B) were unsuccessful, a ring-closing metathesis/hydrogenation/unsaturation sequence (pathway C) furnished a highly potent analogue. Ultimately, an intramolecular Friedel-Crafts-acylation (pathway D) permitted the total synthesis of the natural product. The unknown relative stereochemistry was elucidated and initial structure-activity relationships were established for the oxacyclododecindione-type macrolactones.

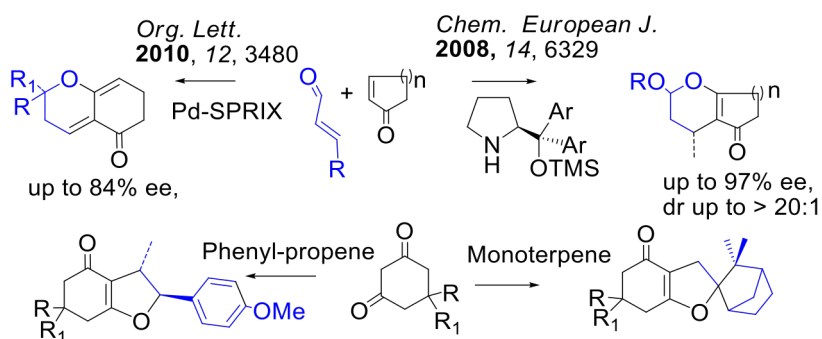


[0027] **Novel syntheses of 5-oxo-benzopyran, 4-oxo-benzofuran and (1*H*)-isochromen-1-one derivatives through cyclization and coupling reactions**

Sujata Bhat, Sylvia Fernandes

V. G. Vaze College, Mumbai University, Mumbai, Maharashtra, India

Benzopyranone, benzofuranone and (1*H*)-isochromen-1-one derivatives are important backbone in many natural products that exhibit interesting biological activities including immunomodulatory, cytotoxic, anti-inflammatory, anti-leukemic, antimicrobial, anti-allergic, and plant growth regulatory properties. In this presentation our recent efforts in synthesizing title compounds through the use of chiral LBA, Mn(OAc)<sub>3</sub> and related catalysts will be discussed.



1) Fernandes, S., Bhat, S. V. *Synthetic Commun.* **2014**, *44*, 2892-2898

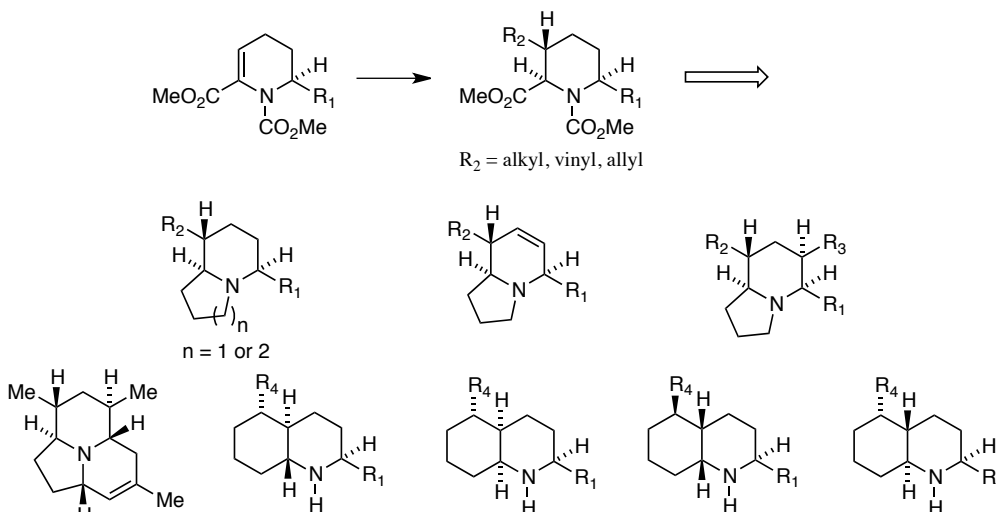
## Invited

[0028] **Synthesis of Poison-Frog Alkaloids**

Naoki Toyooka

University of Toyama, Toyama, Japan

A variety of lipid-soluble alkaloids have been detected in amphibian skin, which contains over 20 structural classes and over 800 alkaloids. Many of these poison-frog alkaloids are expected to show interesting biological activities such as inhibitory effects on the neuronal nicotinic acetylcholine receptors (nAChRs). We envisioned an efficient and flexible synthesis of 5,8-disubstituted, 6,7-dehydro-5,8-disubstituted, and 5,6,8-trisubstituted indolizidines, 1,4-disubstituted quinolizidines, decahydroquinoline-type poison-frog alkaloids using a Michael-type conjugate addition reaction of an enaminoester as the key step as shown below. We will present our synthetic efforts toward the above alkaloids and the biological activity of the synthetic compounds on the nAChRs.

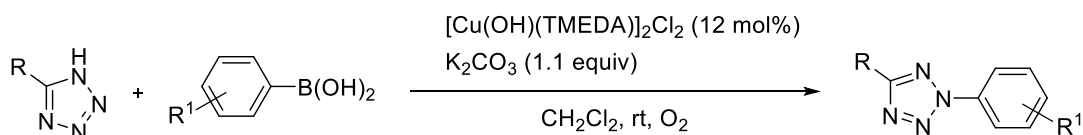


[0029] **Copper-Catalyzed Regioselective 2-Arylation of 5-Substituted Tetrazoles under Mild Conditions**

Takuya Onaka, Hideaki Umemoto

FUJIMOTO CHEMICALS Co., Ltd., Amagasaki, Hyogo, Japan

Tetrazoles are versatile, N-containing heterocyclic compounds used in pharmaceuticals, agrochemicals, and materials science. Moreover, 1-aryl-5-substituted tetrazoles are particularly useful as synthetic intermediates in biological research and medicinal chemistry. An efficient synthetic method of 1-aryl-5-substituted tetrazoles, therefore, has been developed. Historically, 2-aryl-5-substituted tetrazoles have been regarded as less important than 1-aryl-5-substituted tetrazoles. However, the former have recently exhibited remarkable biological properties such as modulators of metabotropic glutamate receptors and G-protein-coupled receptor agonism. Despite these findings, however, reported methods for synthesizing 2-aryl-5-substituted tetrazoles are few. Several transition-metal-catalyzed direct 2-arylation of 5-substituted tetrazoles have been reported. Although 2-aryl-5-substituted tetrazoles were selectively obtained, these reported methods have been required a high reaction temperature and troublesome preparation of starting materials. It is known that tetrazoles are potentially explosive, and avoiding high reaction temperature is necessary. In addition, only 5-aryltetrazoles were used as substrates. In this presentation, we report a novel method for the regioselective synthesis of 2-aryl-5-substituted tetrazoles by direct coupling of 5-substituted tetrazoles with arylboronic acids in the presence of a catalytic amount of  $[\text{Cu}(\text{OH})(\text{TMEDA})]_2\text{Cl}_2$  in an  $\text{O}_2$  atmosphere. The reaction can be conducted at room temperature and is applicable to both 5-aryltetrazoles and 5-alkyltetrazoles.



Applicable to Various Tetrazoles  
(R = Alkyl, Thioalkyl, Halogen, Carbonyl, Aryl)

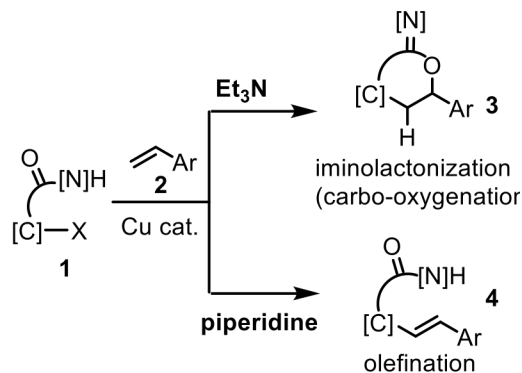
## Short Talk

[0030] **Amine Enables the Switching between Iminolactonization and Olefination**

Takashi Nishikata, Kohei Itonaga, Norihiro Yamaguchi, Yuki Inoue, Michinori Sumimoto

Yamaguchi University, 2-16-1 tokiwadai, Ube, Yamaguchi, 755-8611, Japan

The development of divergent reactions is one of the most challenging issues in metal-catalyzed reaction chemistry. Changing existing reaction patterns to other patterns by tuning the catalyst system suggests a new elemental step in the catalytic cycle. In this regard, we investigated a catalyst system that enables a perfect switch between iminolactonization and olefination. The reaction of  $\alpha$ -bromoamides and styrenes underwent iminolactonization (carbo-oxygenation), in which simultaneous C–C and C–O bond formation occurred in the presence of a copper catalyst and triethylamine as a base, whereas olefination occurred in the presence of a copper catalyst and piperidine as a base.

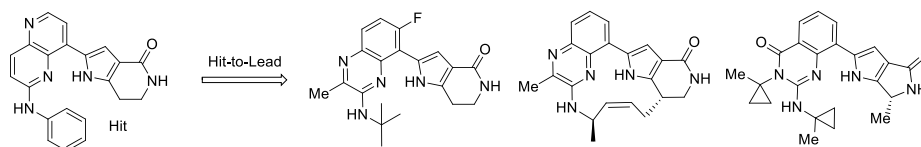


### [0031] Optimization of Pim Kinase Inhibitors: Heterocyclic Chemistry and Macrocycles in a Pyrrole Series of Compounds

Victor Cee

Amgen, Inc., Thousand Oaks, CA, USA

Pim-1, -2, and -3 are highly homologous and constitutively active serine/threonine kinases. The three Pim isoforms phosphorylate a diverse group of proteins with known roles in proliferation, survival, apoptosis, and differentiation. The identification of oncogene-driven aberrant Pim kinase overexpression in subsets of B-cell malignancies including lymphomas, leukemias, and multiple myeloma, as well as in subsets of solid tumors, has led to intense efforts to identify small molecule Pim kinase inhibitors. A high-throughput screen of our corporate compound collection identified a hit composed of a 1,5-naphthyridine connected to a 6,7-dihydro-1H-pyrrolo[3,2-c]pyridin-4(5H)-one. A hit-to-lead optimization campaign resulted in the identification of improved inhibitors based on quinoxaline and quinazolin-4(3H)-one cores. A series of macrocyclic inhibitors in which the quinoxaline core and the dihydro-pyrrolo[3,2-c]pyridinone were connected was also found to possess improved properties. The heterocyclic chemistry of dihydro-pyrrolo[3,2-c]pyridinones, dihydropyrrolo[3,4-b]pyrrolones, and quinazolin-4(3H)-ones will be described, as well as the approaches used to synthesize macrocycles. Finally, the preclinical characterization of the lead molecules and their potential as treatments of Pim-driven malignancies will be presented.



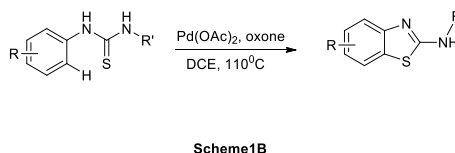
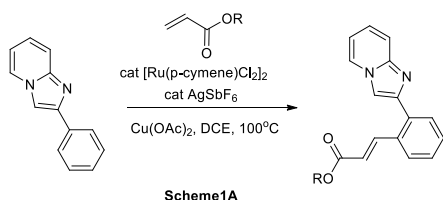
### Short Talk

### [0032] Exploration of new synthetic methodologies for the synthesis of heterocyclic scaffolds

R T Pardasani, Devesh Sawant, Shivani Sharma

Central University of Rajasthan, Bandarsindri, Rajasthan, India

Heterocyclic compounds are an important class of chemical compounds and are present in wide variety of drugs, photo-luminescent substances, agrochemical products, natural products etc.; thus play vital role in medicine, industry and life<sup>1</sup>. Recent upsurge in the field of synthetic organic chemistry has brought into light many techniques, such as C-H activation,<sup>2</sup> transition metal-catalysed cross coupling reactions, multicomponent reactions<sup>3</sup> etc., which expanded the horizons in the field of heterocycles, a feat that was never envisaged before. The main aim of our research is to focus our attention on the application of these methodologies for the construction of diversified and complex heterocyclic molecules. Recently, we published Ruthenium catalyzed C-H activation of the nitrogen containing heterocycles, wherein the innate reactivity of the heterocycle can be exploited for regioselective demonstrated C-2' alkenylation of 2-phenylimidazo[1,2-a]pyridine (Scheme 1A).<sup>4</sup> Presently we are exploring synthesis of 2-aminobenzothiazoles from N-phenyl thiourea by palladium catalysed C-H functionalization/ C-S bond formation (Scheme1B). Salient features and mechanistic aspects will be presented.



1. Pozharski, A. F.; Soldtenkov, A. T.; Katritzky, A. R. in *Heterocycles in Life and Society*, John Wiley and Sons, West Sussex, UK, **1997**.
2. Lyons, T. W.; Sanford, M. S. *Chem. Rev.* **2010**, *110*, 1147–1169.
3. Sunderhaus, J. D.; Martin, S. F. *Chemistry* **2009**, *15*, 1300–1308.
4. Sawant, D.; Singh, I.; Tulsyan, G.; Abbagani, K.; Pardasani, R. T. *Synlett*, **2015**, in press.

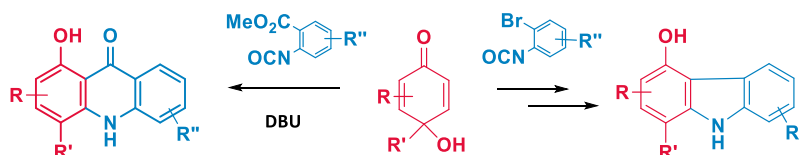
## Short Talk

### [0033] Heterocycle Synthesis from Quinols

Jing Wu, Jinzhu Zhang, Shengping Zheng

<sup>1</sup>Hunter College, New York, NY, USA, <sup>2</sup>The Graduate Center, CUNY, New York, NY, USA

A variety of substituted 1-hydroxyacridones were synthesized in a one-pot carbamation/Michael addition/Claisen Condensation/decarboxylation cascade in two steps from commercial phenols in good to excellent yields (41-96%). Furthermore, synthesis of 4-hydroxycarbazoles from quinols was realized through a carbamation/Michael/enolate-aryl coupling/aromatization sequence. This methodology was also applied to a short total synthesis of carbazomycin B.



J. Zhang, J. Wu, Z. Yin, H. Zeng, K. Khanna, C. Hu, S. Zheng, *Org. Biomol. Chem.*, **2013**, 11, 2939.

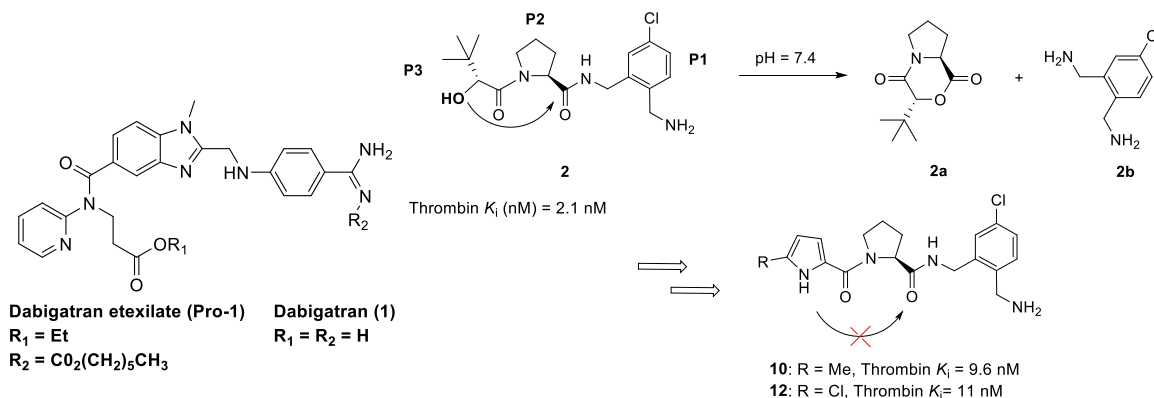
## Short Talk

### [0034] Improved Stability of Proline-derived Direct Thrombin Inhibitors through Hydroxyl to Heterocycle Replacement

Harry Chobanian, Barbara Pio, Yan Guo, Hong Shen, Mark Huffman, Maria Madeira, Gino Salituro, Jenna Terebetski, James Ormes, Nina Jochowitz, Lizbeth Hoos, Yuchen Zhou, Dale Lewis, Brian Hawes, Lyndon Mitnaul, Kim O'Neill, Kenneth Ellsworth, Liangsu Wang, Tesfaye Biftu, Joseph Duffy

Merck and Co. Inc, Kenilworth, NJ, USA

Modification of the previously disclosed (S)-N-(2-(aminomethyl)-5-chlorobenzyl)-1-((R)-2-hydroxy-3,3-dimethylbutanoyl)pyrrolidine-2-carboxamide **2** by optimization of the P3 group afforded novel, low molecular weight thrombin inhibitors. Heterocycle replacement of the hydroxyl functional group helped maintain thrombin in vitro potency while improving the chemical stability and pharmacokinetic profile. These modifications led to the identification of compound **10**, which showed excellent selectivity over related serine proteases as well as in vivo efficacy in the rat arteriovenous shunt. Compound **10** exhibited significantly improved chemical stability and PK properties over **2**, and may be utilized as a structurally differentiated preclinical tool comparator to dabigatran etexilate to interrogate the on- and off-target effects of oral direct thrombin inhibitors.



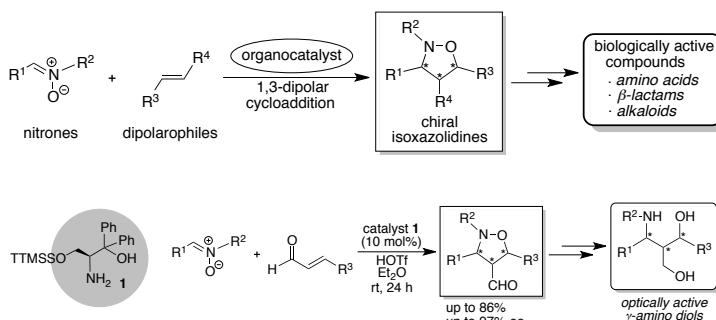
## Poster

### [0036] Enantioselective 1,3-dipolar cycloadditions reaction of nitrones with $\alpha,\beta$ -unsaturated aldehydes promoted by a primary siloxy $\beta$ -amino alcohol organocatalyst

Teppey Otuki<sup>1</sup>, Jun Kumagai<sup>1</sup>, Yoshihito Kohari<sup>2</sup>, Yuko Okuyama<sup>3</sup>, Eunsang Kwon<sup>4</sup>, Chigusa Seki<sup>1</sup>, Koji Uwai<sup>1</sup>, Yasuteru Mawatari<sup>1</sup>, Nagao Kobayashi<sup>5</sup>, Tatsuo Iwasa<sup>6</sup>, Michio Tokiwa<sup>7</sup>, Mitsuhiro Takeshita<sup>7</sup>, Hiroto Nakano<sup>1</sup>

<sup>1</sup>Department of Bioengineering, Graduate School of Engineering, Muroran Institute of Technology, Muroran, Japan, <sup>2</sup>Kitami Institute of Technology, Kitami, Japan, <sup>3</sup>Tohoku Pharmaceutical University, Sendai, Japan, <sup>4</sup>Research and Analytical Center for Giant Molecules, Graduate School of Sciences, Tohoku University, Sendai, Japan, <sup>5</sup>Department of Chemistry, Graduate School of Science, Tohoku University, Sendai, Japan, <sup>6</sup>Division of Engineering for Composite Functions, Graduate School of Engineering, Muroran Institute of Technology, Muroran, Japan, <sup>7</sup>Tokiwakai Group, Iwaki, Japan

Organocatalyzed asymmetric 1,3-dipolar (1,3-DP) cycloaddition of nitrones with dipolarophiles<sup>1</sup> is an efficient reaction for the construction of optically active isoxazolidines, and the obtained isoxazolidines are valuable optically active chiral building blocks for the synthesis of various biological compounds. We found that simple primary TTMSS- $\beta$ -amino alcohol organocatalyst **1**<sup>2</sup> showed superior catalytic activity in 1,3-DP cycloaddition of nitrones with  $\alpha,\beta$ -unsaturated aldehydes to provide high optically active isoxazolidines in good chemical yields (up to 86%) with excellent diastereoselectivities (up to *endo/exo* = 96/4) and enantioselectivities (up to 97% ee). Furthermore, the obtained optically active isoxazolidines were easily converted to  $\gamma$ -amino diols having three successive stereogenic centers. This work will be presented and discussed in detail.



1. Jen, W. S.; Wiener, J. J. M.; MacMillan, D. W. C. *J. Am. Chem. Soc.* **2000**, 122, 9874. 2. (a) Kohari, Y.; Okuyama, Y.; Kwon, E.; Furuyama, T.; Kobayashi, N.; Otuki, T.; Kumagai, J.; Seki, C.; Uwai, K.; Dai, G.; Iwasa, T.; Nakano, H. *J. Org. Chem.* **2014**, 79, 9500. (b) Suttibut, C.; Kohari, Y.; Igarashi, K.; Nakano, H.; Hiram, M.; Seki, C.; Matsuyama, H.; Uwai, K.; Takano, N.; Okuyama, Y.; Osone, K.; Takeshita, M.; and Kwon, E. *Tetrahedron Lett.* **2011**, 52, 4745.

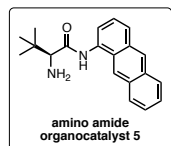
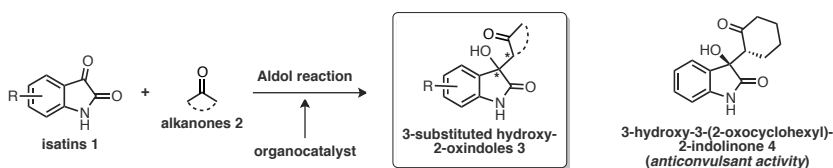
## Poster

### [0037] Asymmetric Aldol reaction of isatins with alkanones using an amino amide organocatalyst

Jo Kimura<sup>1</sup>, Yoshihito Kohari<sup>2</sup>, Yuko Okuyama<sup>3</sup>, Eunsang Kwon<sup>4</sup>, Chigusa Seki<sup>1</sup>, Koji Uwai<sup>1</sup>, Michio Tokiwa<sup>5</sup>, Mitsuhiro Takeshita<sup>5</sup>, Hiroto Nakano<sup>1</sup>

<sup>1</sup>Department of Bioengineering, Graduate School of Engineering, Muroran Institute of Technology, Muroran, Japan, <sup>2</sup>Kitami Institute of Technology, Kitami, Japan, <sup>3</sup>Tohoku Pharmaceutical University, Sendai, Japan, <sup>4</sup>Research and Analytical Center for Giant Molecules, Graduate School of Sciences, Tohoku University, Sendai, Japan, <sup>5</sup>Tokiwakai Group, Iwaki, Japan

Organocatalyzed asymmetric Aldol reaction of isatins **1** with alkanones **2** is efficient reaction for the construction of optically active 3-substituted 3-hydroxy-2-oxindoles **3** and the resulted oxindoles can be used as useful synthetic



intermediates for the synthesis of some biologically active compounds such as 3-hydroxy-3-(2-oxocyclohexyl)-2-indolinone **4** having anticonvulsant activity.<sup>1</sup> Chiral primary amino amide organocatalyst **5** was designed and synthesized as new organocatalyst for the asymmetric Aldol reactions of isatins **1** with alkanones **2** to produce chiral oxindoles **3**. We found that amino amide organocatalyst **5** bearing a polycyclic aromatic hydrocarbon group showed superior catalytic activity in Aldol reaction for affording high optically active 3-substituted 3-hydroxy-2-oxindoles **3** (up to 99%, up to 92% ee). This work will be presented and discussed in detail.

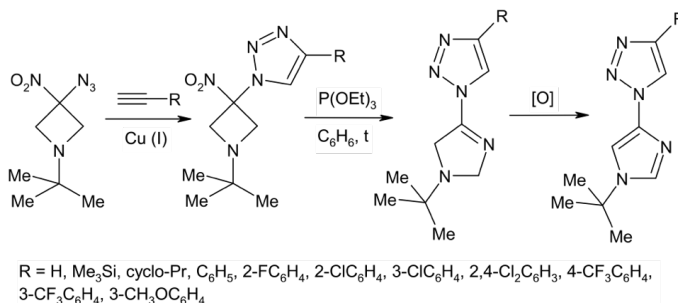
(a) M. Raj, N. Veerasamy, V. K. Singh, *Tetrahedron Lett.*, **2010**, 51, 2157-2159. (b) Y. Tanimura, K. Yasunaga, K. Ishimaru, *Eur. J. Org. Chem.*, **2013**, 6535-6539.

## Short Talk

### [0038] Synthesis and Fungicidal Activity of Substituted 1-(1-tert-butyl-1H-imidazol-4-yl)-1H-1,2,3-triazoles

Mikhail Dubovis, Gennady Rudakov, Alexander Kulagin, Ksenia Tsarkova, Sergey Popkov, Victor Zhilin

Mendeleev University of Chemical Technology of Russia, Moscow, Russia



A series of new 1-(1-tert-butyl-1H-imidazol-4-yl)-1H-1,2,3-triazoles were prepared by reactions of corresponding 1-(1-tert-butyl-3-nitroazetidin-3-yl)-1H-1,2,3-triazoles with triethylphosphite with further oxidation. The 1,4-disubstituted triazoles were obtained by addition of azides to substitute acetylenes in the presence of ascorbic acid and copper(II) sulfate. Their structures were confirmed by <sup>1</sup>H, <sup>13</sup>C NMR, IR, X-Ray, HRMS and elemental analysis. Most of the synthesized compounds were screened in vitro for their antifungal activity against *Rhizoctonia solani*, *Fusarium oxysporum*, *Fusarium moniliforme*, *Fusarium graminearum*, *Sclerotinia sclerotiorum*, *Venturia inaequalis* and *Bipolaris sorokiniana*. Some of the compounds displayed activities comparable with those of the commercial fungicide Triadimefon.

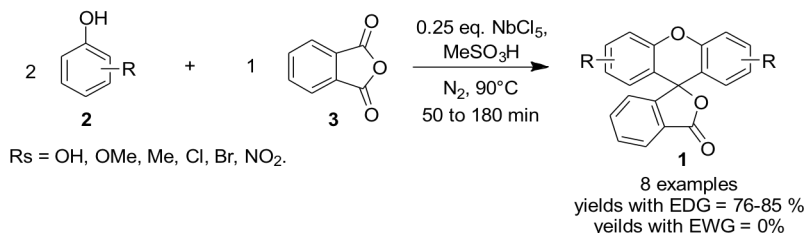
## Poster

### [0039] Synthesis of fluorescein derivatives by Multicomponent Friedel-Crafts reaction using Niobium pentachloride as Lewis acid

Bruno Henrique Sacoman Torquato da Silva, Lucas Michelão Martins, Luiz Carlos da Silva Filho

UNESP (Universidade Paulista "Júlio de Mesquita Filho"), São Paulo, Brazil

The fluorescein derivatives are an important class of heterocyclic compounds and has been attracting a large interest in the scientific community, taking several photochemistry and biochemical applications, such as: dyes in solar cells and other organic devices, and probes for use as cell biomarkers.[1] The Friedel-Crafts reaction is one of the most



important reactions to formation of carbon-carbon bonds, leading to formation of aromatic ketones and alkylated rings.[2] Therefore, in this work we study the synthesis of fluorescein derivatives through Friedel-Crafts reaction using the niobium pentachloride as Lewis acid. For the obtainment of fluorescein derivatives (1), the reactions were realized between 2,0 mmols of phenol derivatives (2) (substituted in *meta* or *para* position) and 1,0 mmol of phthalic anhydride (3), under inert atmosphere of N<sub>2</sub> and heating of 90 °C, using methanesulfonic acid as solvent and 0.25 eq. of NbCl<sub>5</sub>. The adducts of fluorescein were obtained in reaction times ranging from 50 to 180 minutes and in yields ranging from 76 to 85% depending of the phenol derivative utilized. The results obtained, showed that the presence of electron-donating groups in the phenolic derivative favor the formation of the fluorescein derivative (1), while in the presence of electron-withdrawing groups wasn't observed the formation of products, with recovery of starting materials. Acknowledgments: this work was supported by FAPESP, CAPES, CNPq and CBMM.

[1] Funabiki, K. et. al. *Journal of Fluorine Chemistry*. **2006**, 124, 257. [2] Terrassom, V.; Figueiredo, R. M.; Compagne, J. M. *Eur. J. Org. Chem.* **2010**, 2635.

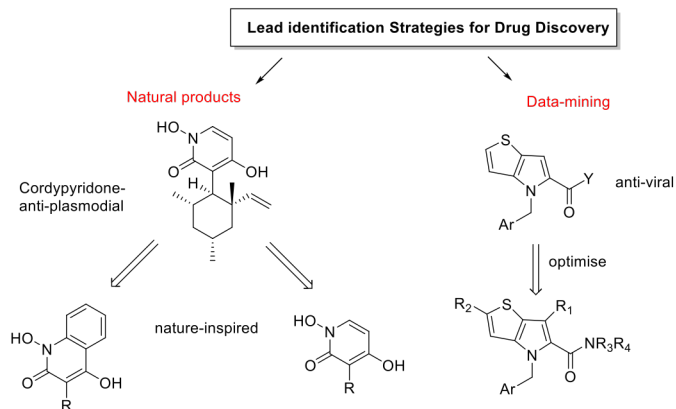
## Short Talk

### [0040] Targeting Tropical Vector Borne Infectious Diseases with Heterocyclic Compounds

Kuan Chieh Ching<sup>1</sup>, Yanbo Teng<sup>1</sup>, Yiu-Wing Kam<sup>3</sup>, Laurent Renia<sup>3</sup>, Lisa FP Ng<sup>3,1</sup>, Christina LL Chai<sup>1,2</sup>

<sup>1</sup>National University of Singapore, Singapore, Singapore, <sup>2</sup>Institute of Chemical and Engineering Sciences, Singapore, Singapore, <sup>3</sup>Singapore Immunology Network, Singapore, Singapore

There is a pressing need to develop effective drugs for the treatment of vector borne infectious diseases such as malaria and chikungunya. In our research reported here, we utilise two strategies for lead identification. The nature products approach led to two heterocyclic scaffolds for anti-plasmodial drug development while data-mining identified thieno[3,2-b]pyrroles as potential anti-virals against chikungunya. This presentation will provide an overview of our synthetic and biological discoveries in this field.



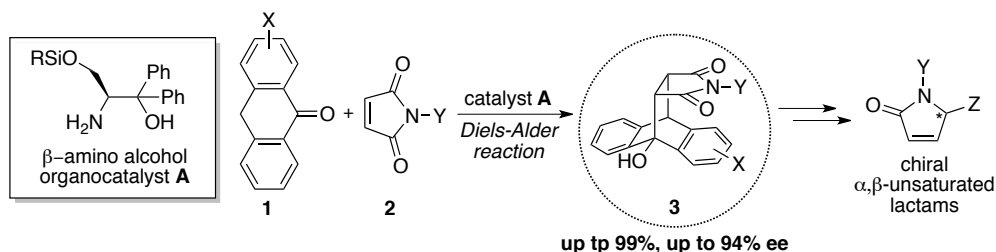
## Poster

### [0041] Asymmetric Diels-Alder reaction of anthrones with dienophiles using a basic amino alcohol organocatalyst

Jun Kumagai<sup>1</sup>, Teppei Otuki<sup>1</sup>, Yoshihito Kohari<sup>1</sup>, Chigusa Seki<sup>1</sup>, Koji Uwai<sup>1</sup>, Yuko Okuyama<sup>2</sup>, Eunsang Kwon<sup>3</sup>, Hiroto Nakano<sup>1</sup>

<sup>1</sup>Department of Bioengineering, Graduate School of Engineering, Muroran Institute of Technology, 27-1 Mizumoto, Muroran 050-8585, Japan, <sup>2</sup>Tohoku Pharmaceutical University, 4-4-1 Komatsushima, Aoba-ku, Sendai 981-8585, Japan, <sup>3</sup>Research and Analytical Center for Giant Molecules, Graduate School of Sciences, Tohoku University, 6-3 Aoba, Aramaki, Aoba-ku, Sendai 980-8578, Japan

Asymmetric Diels-Alder (DA) reaction of anthrones with dienophiles using a basic organocatalyst is a useful reaction for the construction of optically active cage hydroanthracenes. The cage compounds could be easily converted to chiral  $\alpha,\beta$ -unsaturated lactams, which are useful synthetic intermediate for many biologically active compounds. Chiral primary amino alcohol<sup>1</sup> organocatalysts **A** bearing silyl group at b-position were designed and synthesized as new organocatalysts for the enantioselective DA reactions of anthrones **1** with maleimides **2** to produce chiral hydroanthracene DA adducts **3**. We found that chiral primary amino alcohol organocatalysts **A** showed superior catalytic activity in DA reaction for affording high optically active hydroanthracenes **3** in excellent chemical yields (up to 99%) with high enantioselectivities (up to 94% ee). This work will be presented and discussed in detail.



- (a) Y. Sakuta, Y. Kohari, N. D. M. Romauli Hutabarat, K. Uwai, E. Kwon, Y. Okuyama, C. Seki, H. Matsuyama, N. Takano, M. Tokiwa, M. Takeshita, H. Nakano, *Heterocycles*, **2012**, 86, 1379. (b) Y. Kohari, Y. Okuyama, E. Kwon, T. Furuyama, N. Kobayashi, T. Otuki, J. Kumagai, C. Seki, K. Uwai, G. Dai, T. Iwasa, H. Nakano, *J. Org. Chem.*, **2014**, 79, 9500.



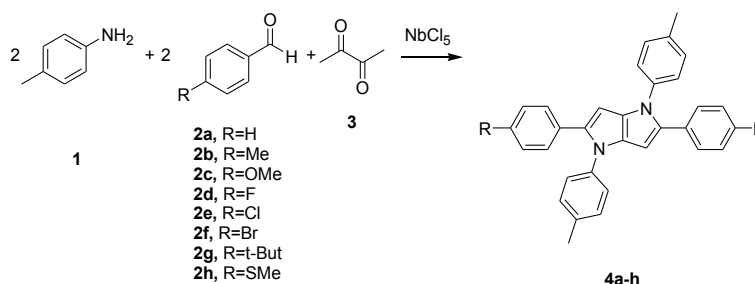
[00043] **Synthesis of tetraaryl-1,4-dihydropyrrolo-[3,2-b]pyrroles derivatives using NbCl<sub>5</sub>**

Lucas Michelão Martins, Bruno Henrique Sacoman Torquato da Silva, Luiz Carlos da Silva Filho

Universidade Estadual Paulista Júlio de Mesquita Filho, Bauru, São Paulo, Brazil

Heteropentalenes are aromatic compounds with 10 $\pi$  delocalized electrons in its structure. That characteristic make these compounds potential candidates as sensitizing dyes of organic electronic devices. Thieno[3,2-b]thiophene is a commercial available product that is used as basis for new compounds with the heteropentalene structure. The pyrrolo-[3,2-b]pyrroles derivatives are scarcely studied as sensitizing dyes in organic electronic devices.

Recently, a synthesis route was described for tetraaryl-1,4-dihydropyrrolo-[3,2-b]pyrroles derivatives (**4a-h**) through a multicomponent reaction between 2 moles of aldehydes derivatives, 2 moles of aniline derivatives and 1 mol of butanedione in the presence of acetic acid at 100°C, with low yields (5-34%). Based on that, and in the objectives of our research group of applying the niobium compounds as catalyst in organic synthesis, we carried out the synthesis of tetraaryl-1,4-dihydropyrrolo-[3,2-b]pyrroles derivatives using niobium pentachloride as catalyst for the pentacomponent reaction among toluidine (**1**), benzaldehyde derivatives (**2a-h**), and 2,3-butanedione (**3**). The reactions proceeded in room temperature and in anhydrous solvent (CH<sub>3</sub>CN). We could synthesize the products in a good reaction time (20-90 min) and with very good yields (49-98%). The products were purified by recrystallization and characterized by spectroscopic and spectrometric methods. Acknowledgments: this work was supported by FAPESP, CAPES, CNPq and CBMM.



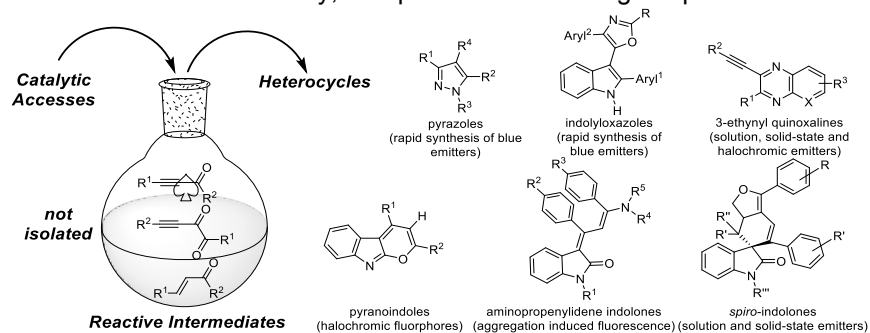
## Invited

[0044] **Functional Heterocyclic p-Systems by Multicomponent and Domino Syntheses**

Thomas J. J. Müller

Heinrich-Heine-Universität, Düsseldorf, Germany

Multi-component and domino reactions are efficient and effective methods in the rapid and diversity-oriented synthesis of heterocycles. In particular, transition metal catalyzed multi-component sequences have recently gained a considerable interest.<sup>1</sup> Based upon transition metal catalyzed entries to ynones, diynones, and enones and sequentially Pd-catalyzed processes we have opened new avenues to one-pot syntheses of numerous classes of heterocyclic frameworks.<sup>2</sup> Among functional p-electron systems<sup>3</sup> selected luminescent heterocycles are readily accessible in a modular fashion. They display peculiar photophysical properties, such as aggregation induced emission,<sup>4</sup> pronounced emission solvochromicity, and photoinduced charge separation in DSSC.



1. D'Souza, D. M.; Müller, T. J. J. *Chem. Soc. Rev.* **2007**, 36, 1095. 2. a) Müller, T. J. J. *Top. Heterocycl. Chem.* **2010**, 25, 25-94. b) Müller, T. J. J. *Top. Organomet. Chem.* **2006**, 19, 149. 3. Müller, T. J. J.; D'Souza, D. M. *Pure Appl. Chem.* **2008**, 80, 609. 4. Gers, C. F.; Nordmann, J.; Kumru, C.; Frank, W.; Müller, T. J. J. *J. Org. Chem.* **2014**, 79, 3296.

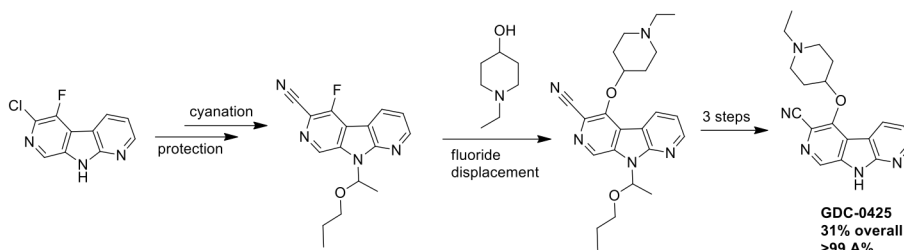
## Short Talk

### [0045] Development of an Expedient Process for the Multi-Kilogram Synthesis of Chk1 Inhibitor GDC-0425

Andreas Stumpf, Zhigang Ken Cheng, Remy Angelaud, Lewis Gazzard

Genentech, San Francisco, CA, USA

As part of a recent drug development program for the orally active ChK1 inhibitor GDC-0425, we required multi kilogram amounts of active pharmaceutical ingredient (API) to support human clinical studies. The initial discovery chemistry synthesis involved a multi-step conversion from 6-chloro-5-fluoro-9H-pyrrolo[2,3-b:5,4-c']dipyridine **1**. This route effectively provided initial quantities of API but used undesirable reagents (SEM, NaH, TBAF), high catalyst loadings and required tedious workup and isolation procedures. We set out to develop a first generation process to manufacture ChK1 inhibitor GDC-0425 on multi-kilogram scale. An important part of our process development also needed to address the removal of heavy metals and the development of a crystallization process for the isolation of the penultimate API in high purity. This presentation will discuss our efforts to secure an efficient and scalable route to the API and steps taken to lead us to the optimal route for GDC-0425 as shown in the scheme below. Highlights of the talk will be the discussion of the (1) carbazole protection strategy, (2) development of an efficient Pd catalyzed cyanation of aryl chloride **2**; (3) optimization of the S<sub>N</sub>Ar fluoride displacement of **3**; (4) development of the recrystallization process for GDC-0425. The optimized process delivered highly pure API (>99 A% by HPLC) with the desired crystal form in an overall yield of 31 %.



## Invited

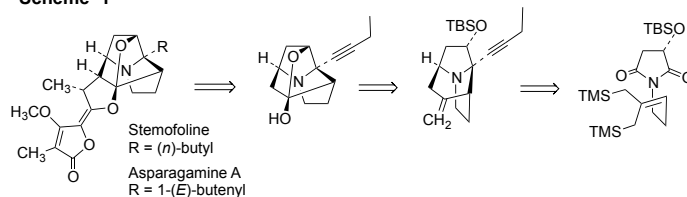
### [0046] A Divergent Stereocontrolled Synthesis of the Enantiopure Tetracyclic Cores of Asparagamine A and Stemofoline via an Intramolecular 2-Propylidene-1,3-(bis)silane Bicyclization

Thomas Livinghouse, Bryon Anderson, Bryce Sundahl

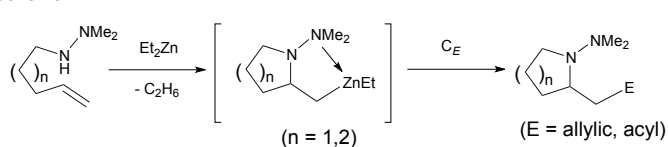
Montana State University, Bozeman, MT, USA

A concise and highly diastereoselective synthesis of the polyfused tetracyclic cores of the *Stemoa* alkaloids asparagamine A and stemofoline that relies on a 2-propylidene-1,3-(bis)silane bicyclization onto a enantiodefined pyrrolidine 2,5-di(cation) equivalent derived from L-malic acid will be described. A crucial feature of this divergent synthetic approach involves the solvolysis of a transient and highly labile tertiary-propargylic lactamol trifluoroacetate in the strongly ionizing medium 5M LiClO<sub>4</sub>/Et<sub>2</sub>O. The acyliminium ion generated in this manner undergoes stereospecific interception by the aforementioned (bis)silane nucleophile (Scheme 1). The second topic of this discussion will be concerned with highly diastereoselective metalloamination/cyclizations of zinc(II) hydrazides derived from the reaction of diethylzinc and N,N-dimethylhydrazinoalkenes. The resulting organozinc intermediates have been found to undergo facile allylation and acylation, in-situ, to provide the corresponding functionalized piperidines and pyrrolidines respectively (Scheme 2).

Scheme 1



Scheme 2



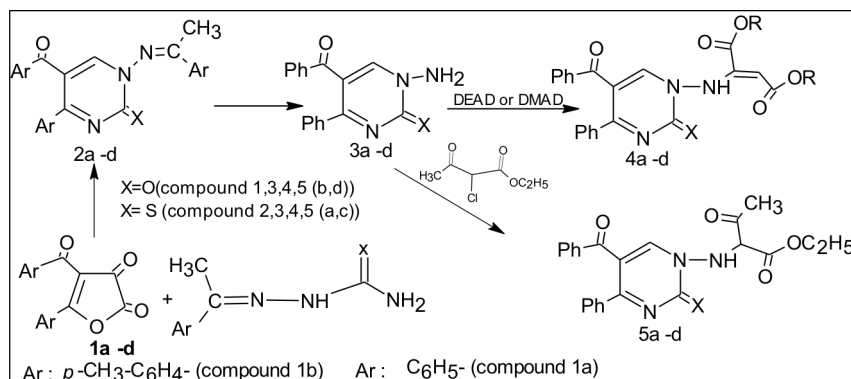
## Poster

### [0047] Investigation of Some Functionalization Reactions of 1-Amino-5-aryl-4-aryl-1H-pyrimidine-2-one/-thione Compounds with Dialkyl Acetylenedicarboxylates and Ethyl 2-chloroacetoacetate

Elif KORKUSUZ, Cihat Yüce

Erciyes University, Kayseri, Turkey

Pyrimidines in general have been found to be of much interest for biological and medicinal reasons, thus their chemistry has been extensively investigated. Some of these compounds have been shown to exhibit bactericide, antiviral and herbicide properties. In view of these important properties, we decided to extend our investigations related to preparing new heterocycles, which include the pyrimidine ring in their structure. Herein, we report the first synthesis of N-acyl pyrimidine derivatives 3a-d, 4a-d from the reaction of some 1-amino-5-aryl-4-aryl-1H-pyrimidine-2-one/-thione 3 with dialkyl acetylenedicarboxylates and ethyl 2-chloroacetoacetate.



**Acknowledgements.** This study was financially supported by Research Foundation of Erciyes University. (FBA-2013-4215)

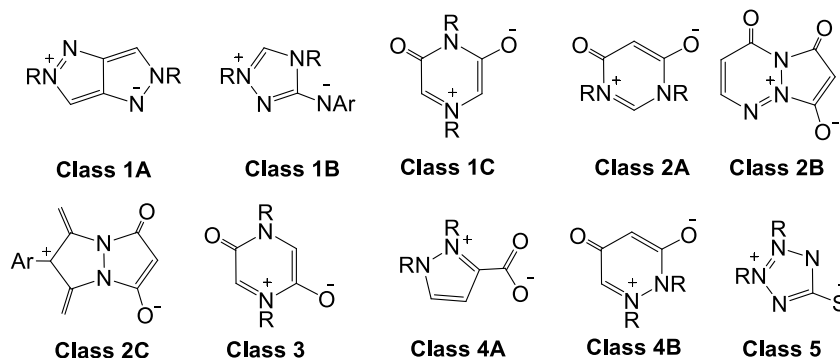
## Invited

### [0048] What are Heterocyclic Mesomeric Betaines?

Christopher Ramsden

Keele University, Keele, Staffordshire, UK

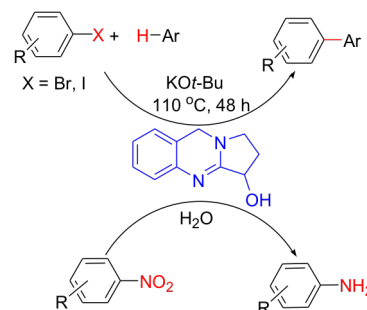
The structures shown below are all heterocyclic mesomeric betaines but they all have different general properties and they represent ten of the eleven distinct types of this class of heterocycle. Our systematic analysis identifies five discrete classes and associated subclasses. Each general class and subclass has different structural properties and reactivity profiles. In particular, it is important to distinguish between **Conjugated** (Class 1), **Cross-conjugated** (Classes 2 & 4) and **Semi-conjugated** (Classes 3 and 5) **mesomeric betaines**. Representatives of some classes are well known, others are rare and examples of a few are unknown. Together they account for a large area of heterocyclic chemistry. The common features and significant differences of the betaines shown will be discussed and our recent studies of (i) the aromaticity of semi-conjugated mesomeric betaines and (ii) mesomeric betaine/N-heterocyclic carbene tautomerism will be described.



## [0050] Unravelling the Organocatalytic Facet of Vasicine

Sushila Sharma<sup>1,2</sup>, Neeraj Kumar<sup>1,2</sup><sup>1</sup>CSIR-Institute of Himalayan Bioresource Technology, Palampur, Himachal Pradesh, India, <sup>2</sup>Academy of Scientific and Innovative Research, New Delhi, India

Organocatalysis has emerged as an attractive alternative to metalocatalysts in organic syntheses with regard to their selectivity, renewability and biodegradability. Owing to the functionalized structure and optically pure character of natural products such as carbohydrates, terpenes, alkaloids (proline and cinchona based organocatalyst), they have been efficiently utilized in various organocatalytic transformations.<sup>1</sup> Vasicine is an abundantly available quinazoline alkaloid mainly isolated from *Adhatoda vasica* leaves (present upto 1%) and is a privileged structure containing both Lewis acidic and basic sites, hence, able to activate both nucleophile and electrophile. Despite its medicinal importance in Ayurveda, its organocatalytic potential was not known before. Herein we disclose the prospects of vasicine as an efficient organocatalyst for transition metal free organic transformations viz. reduction and C-C bond formation reactions.<sup>2</sup>



## References

1. a) L. Albrecht, H. Jiang, K. A. Jorgensen, *Chem. Eur. J.*, **2013**, DOI: 10.1002/chem.201303982; b) T. Marcelli, J. H. van Maarseveen, H. Hiemstra, *Angew. Chem. Int. Ed.* **2006**, *45*, 7496.
2. a) S. Sharma, M. Kumar, V. Kumar, N. Kumar, *Tetrahedron Lett.* **2013**, *54*, 4868; b) S. Sharma, M. Kumar, V. Kumar, N. Kumar, *J. Org. Chem.* **2014**, *79*, 9433.

## Poster (Withdrawn)

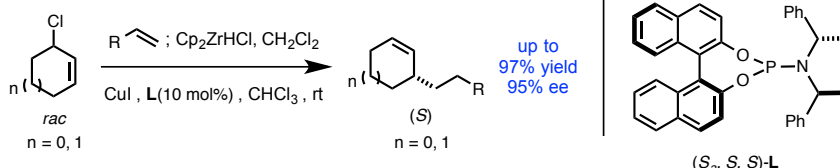
## [0051] Non-stabilized Nucleophiles in Copper-Catalyzed Dynamic Kinetic Asymmetric Allylic Alkylation

Hengzhi You, Stephen.P. Fletcher

Oxford University, Oxford, UK

The development of reliable asymmetric methods to construct stereogenic centres from racemic starting materials would be powerful in synthetic organic chemistry.

Over the past decades, the use of stabilized nucleophiles in dynamic kinetic asymmetric carbon-carbon formations, where both enantiomers of a starting material are converted to a single product, has proven to be a fruitful method.<sup>1,2</sup> There have been significant difficulties in using non-stabilized nucleophiles in such processes, and this remains a key challenge.<sup>3,4</sup> Recently, we described a copper-catalysed enantioselective addition of alkyl zirconium reagents to racemic cyclic allylic chlorides (Figure 1). The reaction uses readily available starting materials and catalysts, tolerates a variety of functional groups and operates under convenient conditions.<sup>5</sup> Here we will describe experimental work aimed at better understanding the mechanism of these reactions and at extending the scope of this chemistry.



1. Trost, B. M., & Crawley, M. L. *Chem. Rev.* **2003**, *103*, 2921–44.
2. Lu, Z., & Ma, S. *Angew. Chem. Int. Ed.* **2008**, *4*, 258–97.
3. Trost, B. M., & Thaisrivongs, D. A. *J. Am. Chem. Soc.* **2008**, *130*, 14092–14093.
4. Sha, S.-C., Zhang, J., Carroll, P. J., & Walsh, P. J. *J. Am. Chem. Soc.* **2013**, *135*, 17602–9.
5. You, H., Rideau, E., Sidera, M., Fletcher, S. P. *Nature*, **2015**, *517*, 351–355.

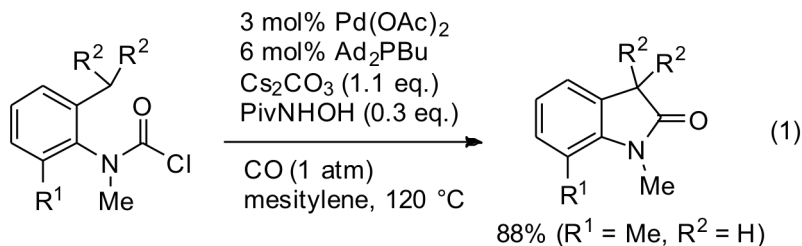
## Short Talk

### [0052] Palladium-Catalyzed Amidation by Chemoselective C(sp<sup>3</sup>)-H functionalization: Concise Route to Oxindoles and its application

Chihiro Tsukano, Masataka Okuno, Takeshi Nanjo, Nobusuke Muto, Yoshiji Takemoto

Kyoto University, Kyoto, Japan

The oxindole moiety is a core structure in many complex natural products; such natural products often possess interesting biological activities. This structure has also drawn the attention of medicinal chemists because of its potential as an important pharmacophore. In the course of the synthetic studies of spirooxindole skeleton, we focused on the utilities of carbamoyl chloride, which undergo oxidative addition to palladium catalyst. If C(sp<sup>3</sup>)-H bond activation is occurred after the oxidative addition, oxindoles would be accessed concisely. When we started the project, several groups reported the related cyclization using palladium catalyst via C(sp<sup>3</sup>)-H bond activation of a methyl group and the following reductive elimination. Thus we examined the formation of oxindoles from carbamoyl chloride bearing an alkyl group in proper position. The cyclization of carbamoyl chloride (R<sup>1</sup> = Me, R<sup>2</sup> = H), which was prepared 2,6-dimethylaniline, proceeded smoothly under the conditions of palladium acetate (3 mol%), di(1-adamantyl)-*n*-butylphosphine (6 mol%), Cs<sub>2</sub>CO<sub>3</sub> and *N*-hydroxypivalamide in mesitylene at 120 °C to give oxindole in 88% yield (eq. 1). These conditions could be applied to several substrates having chloro, methoxy groups and so on. Further studies to disclose the reaction scope and apply to the synthesis of natural products are currently underway and will be reported



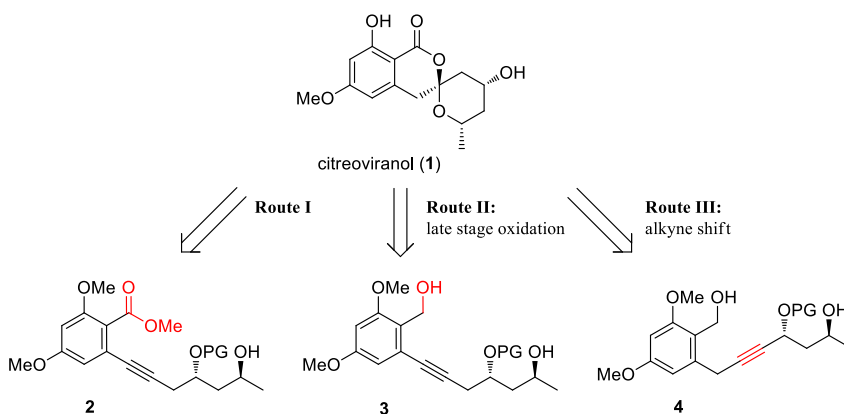
## Poster

### [0053] Synthetic Studies Towards Citreoviranol

Rachelle Quach, Daniel P. Furkert, Margaret A. Brimble

University of Auckland, Auckland, New Zealand

Citreoviranol (**1**) is a member of the biologically active resorcylic lactone family, isolated from the fungus *Penicillium citreoviride*;<sup>1</sup> in addition to the characteristic resorcylic lactone moiety, citreoviranol also contains a very rare 6,6-spiroketal lactone. To date, a total synthesis, and biological evaluation, of this unique molecule has yet to be undertaken. Herein, we endeavour to employ gold catalysis for construction of the spiroketal lactone core of citreoviranol from a functionalised alkyne precursor (**2-4**). Gold catalysis has proven to be a mild and efficient method for the synthesis of acid-sensitive spirocyclic heterocycles.<sup>2</sup>



(1) Shizuri, Y.; Shigemori, H.; Sato, R.; Yamamura, S.; Kawai, K.; Furukawa, H. Chem. Lett. 1988, 17, 1419. (2) Chorley, D.; Brimble, M. A. Org. Biomol. Chem. 2014, 12, 7423.

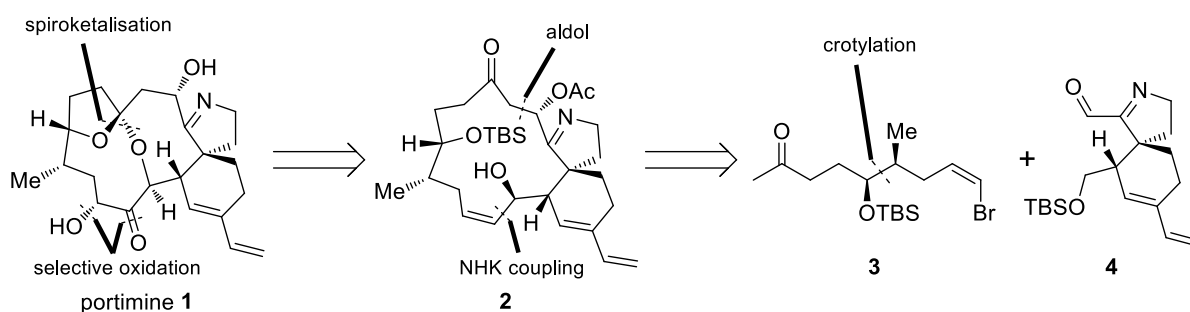
Quach, R.; F.

[0054] **Synthetic Studies Towards the Marine Toxin Portimine**

Harry Aitken, Daniel Furkert, Margaret Brimble

University of Auckland, Auckland, New Zealand

Portimine (**1**) is a novel polycyclic marine toxin, containing spiroimine and bridged-spiroketal functionality, isolated from the dinoflagellate *Vulcanodinium rugosum* collected off the coast of Northland, New Zealand. Whilst the spiroimine motif is commonly observed in a number of algae-derived toxins the [4.5]-spiroimine ring system is unique to portimine, thus representing an intriguing synthetic challenge. Portimine is a potent inducer of apoptosis and confers high toxicity against leukaemia cells *in vitro* (P388 cells,  $EC_{50}$  = 2.7 nM). The synthesis of portimine (**1**) has been designed to provide structural analogues of portimine for biological evaluation. The carbon framework of portimine will be accessed by aldol addition of Leighton crotylation-derived polyketide **3** to spiroimine **4**. Subsequent macrocyclisation using a Nozaki-Hiyama-Kishi reaction will provide tricyclic intermediate **2**; finally, spiroketalisation and selective oxidation—to the unusual  $\alpha,\alpha'$ -dihydroxyketone moiety—will complete the synthesis of portimine.



## Short Talk

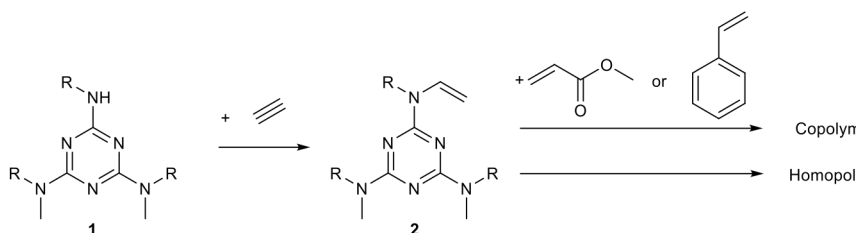
[0055] **N-methylmelamines as precursors for new polymers**Herbert Gabriel, Martin Irrgeher, Manuela List, Clemens Schwarzingher

Johannes Kepler University Linz, Linz, Austria

Methylated melamines are widely used as anti-tumor drugs, insect sterilants, and as monomers for modified melamine-formaldehyde-polymers.

Methylol(methylmelamines) are metabolites of antitumor agents such as altretamine (hexamethylmelamine) and trimelamol

(trimethylol(trimethylmelamine)), formed by oxidation of a methyl group and subsequent elimination of formaldehyde. *N*-vinylmelamine derivatives **2** offer a broad range of industrial applications, not only homopolymerization but also copolymerization with other monomers currently being under investigation. Our recent studies have used methylmelamines **1** as building blocks for the synthesis of functional acrylate monomers for coatings or in the synthesis of polymer additives. In attempt to produce new melamine polymers we have prepared different functional triazine compounds for further vinylation and then polymerization with commercially available monomers, such as ethylene, styrene, or methylmethacrylate. The vinyl group is usually attached to a free NH-group – the influence of different substituents on the nitrogen on the rate of vinylation has been investigated and found to be of great importance. At the moment copolymerization of the vinyl melamines is being done. Depending on the selected melamine derivative basic polymerization parameters have been studied and optimized.



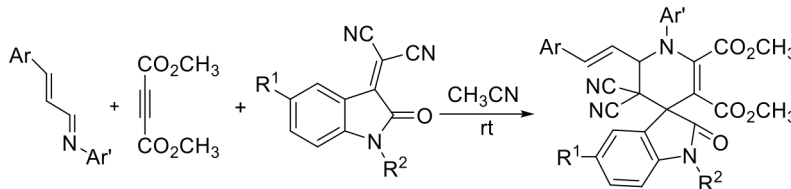
[0056] **Synthesis of spiro[indoline-3,4'-pyridines] and spiro[indene-2,4'-pyridines] via three-component reaction**

Chao-Guo Yan, Jing Zhang

Yangzhou University, Yangzhou, China

In the diverse polycyclic 1,4-dihydropyridines (1,4-DHPs), spiro[indoline-3,4'-pyridine] is now recognized as one of the privileged

heterocyclic scaffold, which attracted everlasting interests in organic synthesis, chemical biology and pharmaceutical chemistry. The cycloaddition reaction of isatinyldiene malononitrile with the dipolar intermediates derived from nucleophilic additions of N-heterocyclic arenes and arylamines to electron-deficient alkynes such as acetylenedicarboxylate or propiolate provided a convenient synthetic protocol for spiro[indoline-3,4'-pyridine] derivatives. Here we developed another elegant synthetic methodology by using the 1,4-dipoles generated from N-aryldimines and acetylenedicarboxylates. The three-component reaction of  $\alpha,\beta$ -unsaturated N-aryldimines, dialkyl acetylenedicarboxylate (alkyl propiolate) and isatinyldiene malononitriles (ethyl cyanoacetates) in try acetonitrile at room temperature afforded polysubstituted spiro[indoline-3,4'-pyridines] in good yields and with high diastereoselectivity. Under similar reaction conditions, the corresponding spiro[indene-2,4'-pyridines] were obtained from the three-component reactions containing 2-(1,3-dioxo-1H-inden-2(3H)-ylidene)malononitrile.



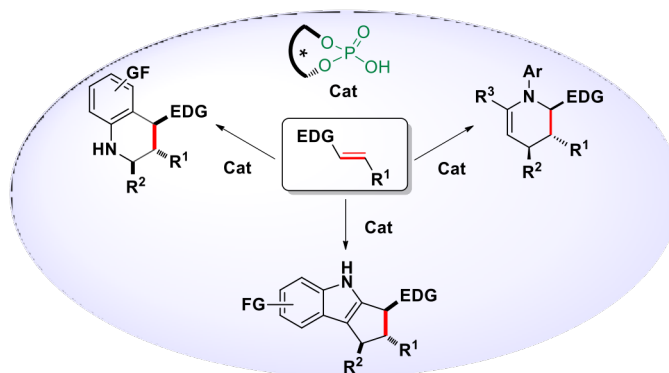
## Invited

[0057] **ENANTIOSELECTIVE ORGANOCATALYTIC CYCLOADDITIONS VIA HYDROGEN BOND CATALYSIS**

GERALDINE MASSON

INSTITUT DE CHIMIE DES SUBSTANCES NATURELLES (CNRS), GIF-SUR-YVETTE, FRANCE

Asymmetric Brønsted acid catalysis has rapidly emerged as a powerful strategy for the synthesis of chiral, biologically relevant compounds, complementing enzymes and metal complexes. For the past five years we have been interested in developing enantioselective cycloadditions catalyzed by chiral Brønsted acid catalysts.<sup>1</sup> This talk will present our work in this area, which includes the asymmetric cycloaddition syntheses of various six- and five-membered nitrogen-containing heterocycles.<sup>2</sup> We also applied these methodologies in the synthesis of biologically active natural and non-natural products.



## References

- 1) (a) Masson, G.; Lalli, C.; Benohoud, M.; Dagousset, G. *Chem. Soc. Rev.* **2013**, 42, 9023; (b) Bernadat, G.; Masson, G. *Synlett* **2014**, 25, 2842. 2) (a) Lebé, C.; Kataja, A.; Blanchard, F.; Masson, G. *Chem. Eur. J.* **2015** DOI : 10.1002/chem.201500749; (b) Dagousset, G.; Erb, W.; Masson, G. *Org. Lett.* **2014**, 16, 2554; (c) He, L.; Laurent, G.; Retailleau, P.; Folléas, B.; Brayer, J.-L.; Masson, G. *Angew. Chem. Int. Ed.* **2013**, 52, 11088; (d) He, L.; Bekkaye, M.; Retailleau, P.; Masson, G., *Org. Lett.* **2012**, 14, 3158; (e) Dagousset, G.; Zhu, J.; Masson, G., *J. Am. Chem. Soc.* **2011**, 133, 14804; (f) Liu, H.; Dagousset, G.; Masson, G.; Retailleau, P.; Zhu, J., *J. Am. Chem. Soc.* **2009**, 131, 4598.



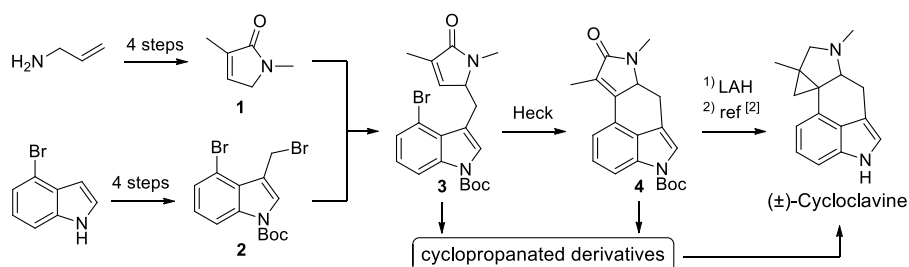
## [0058] Formal Total Synthesis of (±)-Cycloclavine

Natalie Netz, Till Opatz

University of Mainz, Mainz, Germany

Among the ergot alkaloids, which are known for their various potent biological activities, the clavine-type alkaloid cycloclavine is noteworthy because of its unique pentacyclic structure.<sup>[1]</sup>

We here report a short convergent route to (±)-cycloclavine, which contains only eight linear steps and requires only four chromatographic purifications. The two building blocks **1** and **2** are synthesized in four linear steps from commercially available starting materials. They are linked by two consecutive coupling reactions, including a selective alkylation of a dienolate, which is the key step. Compound **4** is easily reduced to complete the formal total synthesis of (±)-cycloclavine employing the cyclopropanation step by *Incze et al.*<sup>[2]</sup>. In order to improve the overall yield, we are currently working on the alternative cyclopropanation of amide precursors **3** and **4**, with a samarium-mediated process showing the most promising results so far.

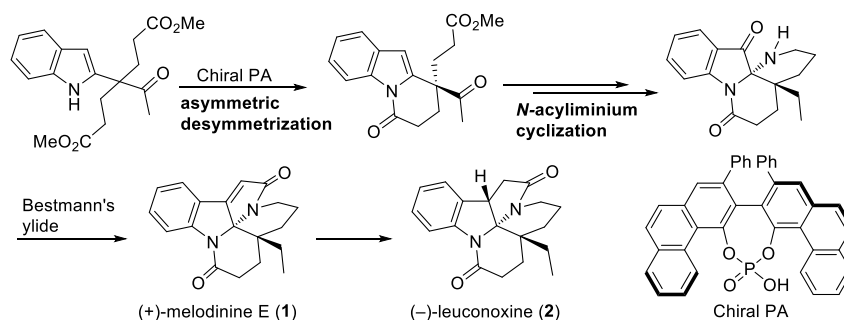


[1] D. Stauffacher *et al.*, *Tetrahedron* **1969**, 25, 5879-5887. [2] M. Incze *et al.*, *Tetrahedron* **2008**, 64, 2924-2929.

## [0059] Total Synthesis of (–)-Leuconoxine Featuring Mannich-type Intramolecular Cyclization and Chiral Phosphoric Acid-Catalyzed Desymmetrization

Kazuhiro Higuchi, Shin Suzuki, Reeko Ueda, Norifumi Oshima, Emiko Kobayashi, Masanori Tayu, Shigeo Sugiyama, Tomomi Kawasaki

Meiji Pharmaceutical University, Kiyose, Tokyo, Japan



We have accomplished the asymmetric total synthesis of (–)-leuconoxine (**2**). In the presence of a chiral phosphoric acid catalyst (VAPOL-PA), the desymmetrization of prochiral diester produced highly-enantioenriched lactam (75% ee) in excellent yield. Ring construction steps featuring the *N*-acyliminium mediated intramolecular piperidine cyclization with  $\text{TiF}_4$  and subsequent the one-step pyrrolidone formation using Bestmann's ylide were achieved successfully.

## Poster

### [0060] Development and application of 2-azanorbornylmethanols as a cage type amino alcohol organocatalyst

Ayumi Ogasawara<sup>1</sup>, Yoshihito Kohari<sup>1</sup>, Chigusa Seki<sup>1</sup>, Koji Uwai<sup>1</sup>, Eunsang Kwon<sup>2</sup>, Yuko Okuyama<sup>3</sup>, Hiroto Nakano<sup>1</sup>

<sup>1</sup>Department of Bioengineering, Graduate School of Engineering, Muroran Institute of Technology, 27-1 Mizumoto, Muroran 050-8585, Japan,

<sup>2</sup>Research and Analytical Center for Giant Molecules, Graduate School of Sciences, Tohoku University, 6-3 Aoba, Aramaki, Aoba-ku, Sendai 980-8578, Japan, <sup>3</sup>Tohoku Pharmaceutical University, 4-4-1 Komatsushima, Aoba-ku Sendai 981-8585, Japan

Cage type amino alcohol, with 2-azanorbornylmethanol frame-work **1**, is well known molecule and efficiently used as chiral ligand for organometallic catalyst.<sup>1)</sup> This amino alcohol (Fig. 1) has bulky 2-azanorbornane backbone, which contain nitrogen atom that need for the formation of enamine moiety. Furthermore, the molecule has a hydroxy group for a hydrogen bonding with a substrate as the side chain on the 2-azanorbornane backbone. Considering these abilities, it is expected that this type of amino alcohol might show an efficient functionality as an organocatalyst. 2-azanorbornylmethanol **4**<sup>2)</sup> was designed and synthesised as a new chiral cage type amino alcohol organocatalyst, and the functionality as a catalyst was examined in the asymmetric aldol reactions of isatins **5** with alkanones **6** (Scheme 1). We found that 2-azanorbornylmethanol **4** showed highly catalytic activity in the aldol reaction for affording chiral indolinones **7**. This work will be presented and discussed in detail

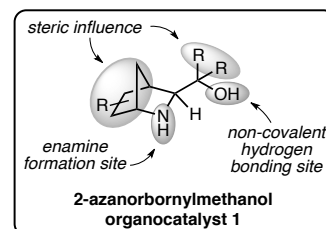
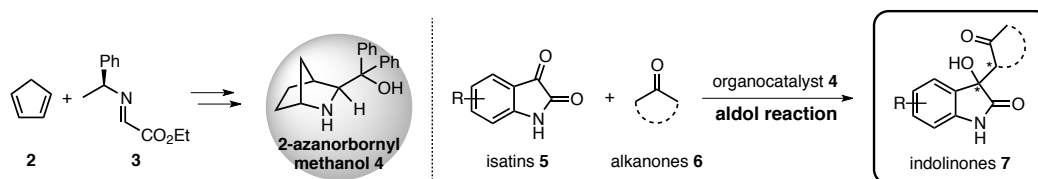


Fig. 1



Scheme 1

- 1) D. Gujjarro, P. Pinho, P. G. Andersson, *J. Org. Chem.*, **1998**, 63, 2530-2535. 2) H. Nakano, N. Kumagai, H. Matsuzaki, C. Kabuto, H. Hongo, *Tetrahedron: Asymmetry*, **1997**, 8, 1391-1401.

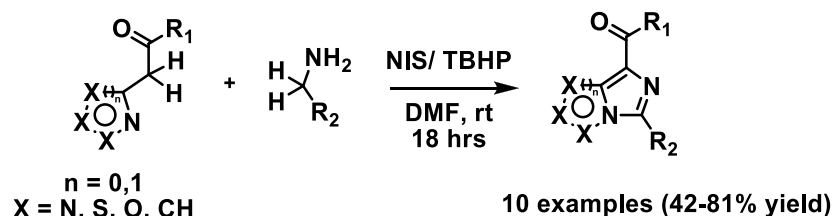
## Poster

### [0061] Efficient Synthesis of Fused Imidazole Containing Ring Systems via Dual Oxidative Amination of C(sp<sup>3</sup>)-H bonds

Georgette M. Castanedo, Marie-Gabrielle Braun, James Crawford

Genentech, Inc, South San Francisco, CA, USA

Fused heterocyclic ring systems containing bridgehead nitrogens are valuable building blocks in medicinal chemistry and represent a persistent synthetic challenge. Existing methods suffer from several issues including lack of availability of starting materials, long synthetic routes and harsh reaction conditions. Herein we report a mild and robust method for their synthesis in a one-pot fashion from commercially available starting materials. Construction of a variety of poly-substituted fused 5,5 and 5,6 imidazole containing ring systems with wide functional group tolerance are described using this process. Moreover, some 5,5 systems that have not been previously reported in the literature can now be accessed.

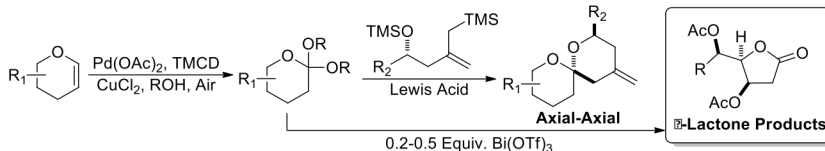


## Short Talk

### [0062] Ortholactone Spiroketal Fragment Couplings: A Convergent Approach to Complex Natural Products.

Matthew Cook, Kate Baddeley

Queen's University Belfast, Belfast, UK



Spiroketals are ubiquitous in nature occurring in many complex macrolides which exhibit potent biological activity. Most methods for their construction are linear approaches requiring long synthetic sequences to install functional groups prior to a cyclization to form the spiroketal. Although effective, these methods are not convergent and lead to high linear step counts and issues with both material throughput and structure diversification.<sup>1</sup> Our approach was to develop a modular fragment-coupling based strategy whereby the spiroketalization is also the fragment coupling step. This convergent approach uses the coupling of an ortholactone and a  $\delta$ -hydroxyallylsilane to form the spiroketal in a single step, a strategy reported by Markó on very simple substrates.<sup>2</sup> The major synthetic challenges were to develop an efficient and functional group tolerant synthesis of ortholactones followed by optimization of the fragment coupling in complex systems. The ortholactone synthesis was achieved through a palladium catalyzed Wacker-type oxidation of dihydropyrans.<sup>3</sup> This method was particularly efficient for the construction of both methoxy and spirocyclic variants. These ortholactones could be coupled very efficiently with the allylsilanes to form the spiroketals in high yields as a single stereoisomer. When  $\text{Bi}(\text{OTf})_3$  was used as a Lewis acid, a fragmentation reaction occurred to form a rearranged  $\gamma$ -lactone product which occurs with a wide range of functionality.<sup>4</sup>

[1] Review: Yeung, K. -S.; Paterson, I. *Chem. Rev.* **2005**, *105*, 4237. [2] Markó: *Tetrahedron Lett.* **1991**, *32*, 4783; *J. Org. Chem.* **1992**, *57*, 2211; [3] Baddeley, K. A.; Cao, Q.; Muldoon, M. J.; Cook, M. J. *Chem. Eur. J.* **2015**, *21*, 7726. [4] Baddeley, K. A.; Cook, M. J. *Submitted for Publication*.

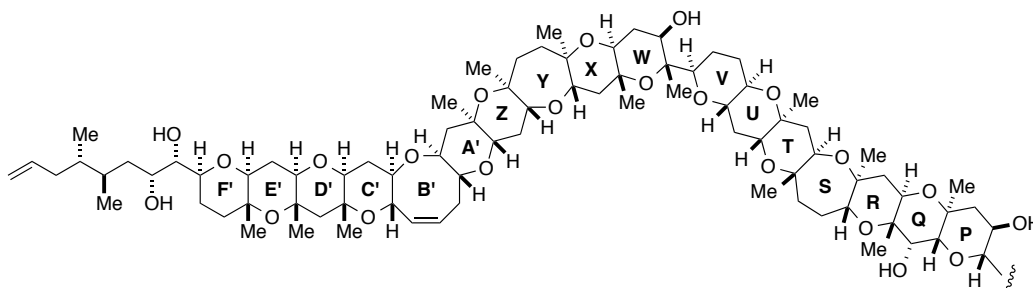
## Poster

### [0063] Convergent synthesis of the *ent*-ZA'B'C'D' ring system of maitotoxin

Tatsuo Saito<sup>1,2</sup>, Tadashi Nakata<sup>1,3</sup>

<sup>1</sup>RIKEN, Saitama, Japan, <sup>2</sup>The University of Tokyo, Tokyo, Japan, <sup>3</sup>Tokyo University of Science, Tokyo, Japan

Maitotoxin (MTX) was first found from the surgeonfish *Ctenochaetus striatus* in 1976, and later isolated from cultured cells of the dinoflagellate *Gambierdiscus toxicus*. MTX is the most toxic and largest natural product (MW 3422) known to date, except for biopolymers. It is implicated in ciguatera food poisoning and is involved in  $\text{Ca}^{2+}$ -dependent mechanisms over a wide range of cell types. The full structure and partial relative configuration of MTX were reported by Yasumoto et al., and then the relative configuration of the remaining parts and the absolute configuration were determined independently by the Tachibana and Kishi groups. The unusual molecular structure of MTX contains 32 fused ether rings, 28 hydroxyl groups, 21 methyl groups, 2 sulfate esters, and 98 chiral centers (Figure 1). The skeletal novelty, complexity, and biological activity of MTX have attracted the attention of synthetic organic chemists, and the syntheses of several fragments of MTX have been reported by the Nicolaou, Oishi, and our groups. We report the synthesis of *ent*-ZA'B'C'D'-ring system based on convergent synthesis using Suzuki-Miyaura cross coupling of alkylborane with (Z)-vinyl iodide.



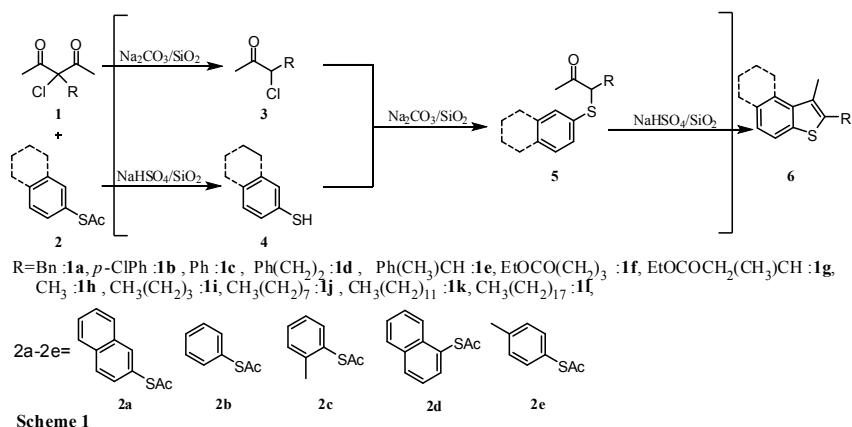
Lipophilic part of maitotoxin (1)

[0064] One-pot synthesis of aryl thiophenes using NaHSO<sub>4</sub>/SiO<sub>2</sub> and Na<sub>2</sub>CO<sub>3</sub>/SiO<sub>2</sub>

Mamiko Hayakawa, Tadashi Aoyama, Akihiko Ouchi

Nihon University, Tokyo, Japan

A novel one-pot reaction was developed for the synthesis of aryl thiophenes [6] from 3-substituted-3-chloropentanones [1] and aryl thioacetates [2] using NaHSO<sub>4</sub>/SiO<sub>2</sub> and Na<sub>2</sub>CO<sub>3</sub>/SiO<sub>2</sub>. The reaction proceeded by initial conversion of 1 and 2 to α-halo ketones [3] and aryl mercaptans [4], respectively, using corresponding base and acid catalysts, followed by the reaction of 3 and 4 to give α-sulfanyl ketones [5] by Na<sub>2</sub>CO<sub>3</sub>/SiO<sub>2</sub>, and successive cyclization to 6 by NaHSO<sub>4</sub>/SiO<sub>2</sub>; e.g. 2-benzyl-1-methyl-naphtho[2,1-b]thiophene [6aa] was obtained quantitatively from the reaction of 1a (1.0 mmol) and 2a (1.1 mmol) at 135 °C for 1 h in chlorobenzene. More than 40 aryl thiophenes were easily synthesized by using this method.

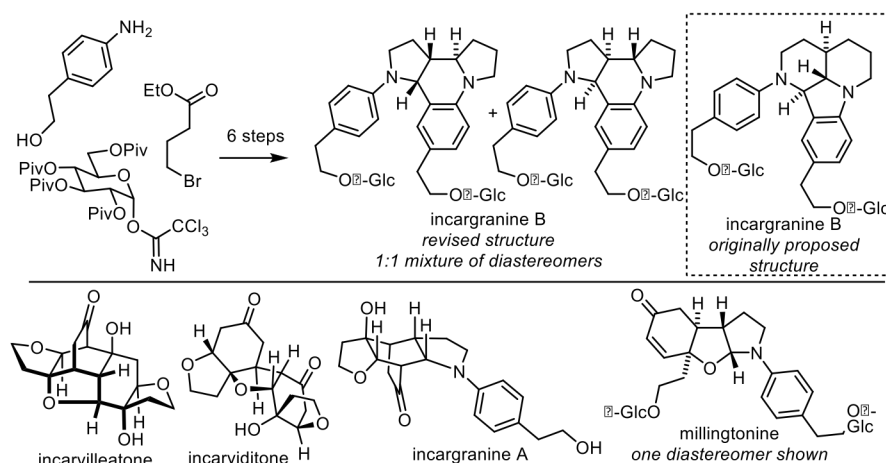


## Short Talk

## [0065] Biomimetic Synthesis of Phenylethanoid Alkaloids

Patrick Brown<sup>1</sup>, Andrew Lawrence<sup>1,2</sup><sup>1</sup>University of Edinburgh, Edinburgh, Scotland, UK, <sup>2</sup>Australian National University, Canberra, ACT, Australia

The phenylethanoids are a diverse group of shikimic acid derived natural products, characterised by the presence of a C<sub>6</sub>C<sub>2</sub> moiety. These compounds are of great interest for their structural complexity and wide range of biological functions. Incargranine B is a dimeric phenylethanoid alkaloid, originally assigned an unprecedented indolo[1.7]naphthyridine structure. As a result of biosynthetic speculation, we proposed a dipyrroloquinoline core as a plausible alternative structure. Following a biomimetic strategy,



the proposed structure of incargranine B was accessed in six steps, confirming the suggested structural revision and indicating the natural product likely exists as a mixture of two *pseudo*-enantiomeric diastereomers. Extending upon this biomimetic synthesis, we now propose a unified biosynthetic hypothesis for the entire family of phenylethanoid natural products isolated from plants of the genus *incarvillea*. Studies towards the biomimetic synthesis of millingtonine and incargranine A will also be presented.

## [0066] Carbaporphyrins and Beyond: The Quest for Quatyrin

Timothy Lash

Illinois State University, Normal, Illinois 61790-4160, USA

Carbaporphyrins are porphyrin analogues where one of the interior nitrogens has been replaced by a carbon atom. In addition to true carbaporphyrins, which possess a cyclopentadiene unit, many related systems are known including N-confused porphyrins, benziporphyrins, azuliporphyrins and tropiporphyrins. These monocarbaporphyrinoid systems have unique reactivity and unusual spectroscopic properties. They range from fully aromatic macrocycles that resemble the porphyrins to nonaromatic systems, and indeed antiaromatic systems have also been noted. Many of these systems are superior organometallic ligands that form complexes with many late transition metal ions under mild conditions. For instance, azuliporphyrins have been reported to form stable complexes with Ni(II), Pd(II), Pt(II), Ir(III), Rh(III) and Ru(II). Carbaporphyrins also form organometallic derivatives with Ag(III), Au(III) and Pd(II). Given the unique and insightful properties exhibited by monocarbaporphyrinoid systems, syntheses of dicarbaporphyrinoids and further heterocycle-diminished species have been investigated. In these studies, porphyrinoid systems with two pyrrolic units and two carbocyclic moieties have been prepared. These include structures with two azulenes, two indenenes, two cyclopentadiene rings, two benzenes, mixed benzene and azulene structures, and mixed indene and azulene macrocycles. These systems again demonstrate a wide range of aromatic properties and in some cases afford organometallic derivatives. The extent of aromatic character in these structures provides insights into the origins of aromaticity in the porphyrins. It is noteworthy that while some of these porphyrinoids retain highly diatropic characteristics, the stability of many dicarbaporphyrinoids is reduced compared to monoporphyrinoid systems. Hence, the pyrrole units in porphyrin appear to play an important role in stabilizing these macrocycles. Nevertheless, this work may lead to the development of synthetic routes to quatyrins, theoretically important hydrocarbon analogues of the porphyrins.

## Poster

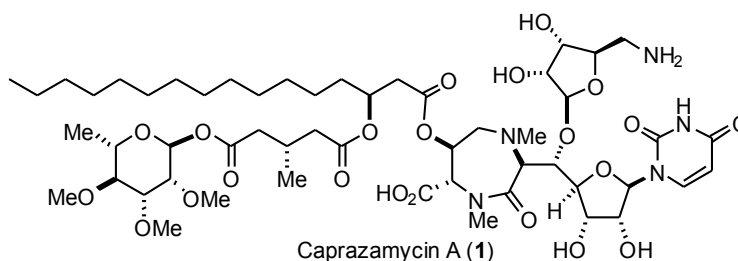
## [0067] Total Synthesis of (-)-Caprazamycin A

Hugh Nakamura, Chihiro Tsukano, Motohiro Yasui, Yoshiji Takemoto

Graduate School of Pharmaceutical Sciences, Kyoto University, Kyoto, Japan

Caprazamycin A (**1**) was isolated from *Streptomyces* sp. by Igarashi and co-workers, which shows antibacterial activity against *Mycobacterium tuberculosis* including multidrug-resistant *tuberculosis*. So far, thirteen analogues were isolated by two groups, independently. The structure is characterized by a seven-membered diazepanone core, amino ribose, uridine, and a fatty-acid side chain. The complex structure and significant biological activities of caprazamycins have drawn much attention from synthetic chemists.

The first total synthesis of caprazamycin A (**1**) is herein reported and features (1) the scalable preparation of the syn-*b*-hydroxy amino acid with a thiourea catalyzed diastereoselective aldol reaction, (2) construction of a diazepanone with an unstable fatty-acid side chain, and (3) global deprotection by hydrogenation. This report provides a route for the synthesis of related liponucleoside antibiotics with fatty-acid side chains.



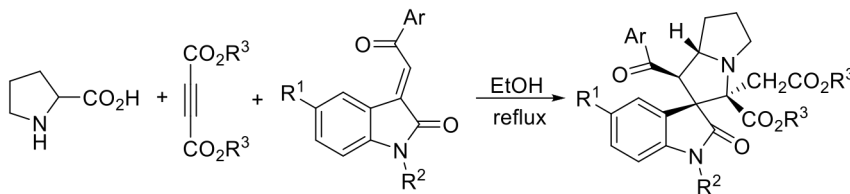
H. Nakamura, C. Tsukano, M. Yasui, S. Yokouchi, M. Igarashi, Y. Takemoto, *Angew. Chem. Int. Ed.* **2015**, *54*, 3136.

[0068] **Diastereoselective synthesis of functionalized spiro[indoline-3,2'-pyrrolizines] and spiro[indoline-3,3'-pyrrolidines] via multicomponent reactions**

Jing Sun, Liang Chen, Hui Gong, Chao-Guo Yan

Yangzhou University, Yangzhou, China

1,3-Dipolar cycloaddition reaction of azomethine ylides with alkenes is one of the most extensive studied organic reactions. In these years, extensive studies have been performed on the employing 1,3-cycloaddition reactions of azomethine ylides for the synthesis



of spirocyclic pyrrolidines, especially spiro[indoline-3,3'-pyrrolidines] and polycyclic derivatives. In these works, azomethine ylides were usually generated from the condensation of an amine with an carbonyl compounds such as aromatic aldehyde and isatins, followed by deprotonation of the iminium ion or prototropic shift of the imine. Herein, we described for the first time the *in situ* generation of new-type azomethine ylide by the reaction of  $\alpha$ -amino acids with dialkyl acetylenedicarboxylates and its sequential 1,3-dipolar cycloaddition reaction. The three-component reaction of secondary  $\alpha$ -amino acids including proline, sarcosine, thiazolidine-4-carboxylic acid with dialkyl acetylenedicarboxylate and 3-methyleneoxindoles in refluxing ethanol afforded the functionalized spiro[indoline-3,2'-pyrrolizines], spiro[indoline-3,3'-pyrrolidines] and piro[indoline-3,6'-pyrrolo[1,2-c]thiazoles] in good yields and with high diastereoselectivity. Furthermore, the similar multicomponent reactions containing primary  $\alpha$ -amino acids such as glycine, alanine and phenylalanine resulted in (spiro[indoline-3,3'-pyrrolidine]-1'-yl)maleates.

Short Talk

[0069] **Fragment-Based Approach Toward Lactate Dehydrogenase A (LDHA) Inhibitors**

Jacques Briand<sup>2</sup>, Kristin Brown<sup>1</sup>, Nino Campobasso<sup>2</sup>, Kevin Duffy<sup>2</sup>, Mark Elban<sup>1</sup>, Don Huddler<sup>2</sup>, Terry Hughes<sup>1</sup>, Beth Knapp-Reed<sup>1</sup>, Yiqian Lian<sup>2</sup>, Angela Smallwood<sup>2</sup>

<sup>1</sup>GlaxoSmithKline, King of Prussia, PA, USA, <sup>2</sup>GlaxoSmithKline, Collegeville, PA, USA

A fragment based approach was used to identify a unique series of LDHA inhibitors with good ligand efficiencies. Subsequent optimization delivered a novel lead series with LDHA cellular activity of 10  $\mu$ M, selectivity against LDHB, and good physicochemical properties. The overall strategy of identification and optimization, lessons learned, and some guiding principles of the FBDD effort will be presented in the context of the discovery of a fragment-derived lead series for the inhibition of LDHA.

"All studies were conducted in accordance with the GSK Policy on the Care, Welfare and Treatment of Laboratory Animals and were reviewed the Institutional Animal Care and Use Committee either at GSK or by the ethical review process at the institution where the work was performed."

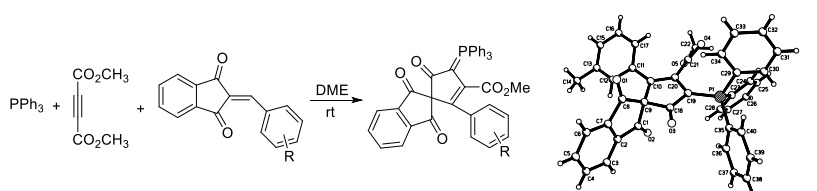
[0070] **Convenient Synthesis of Triphenylphosphanylidene Spiro[cyclopentane-1,2'-indenes] via Three-Component Reactions**

Ying Han, Wen-Jie Qi, Jing Sun, Chao-Guo Yan

Yangzhou University, Yangzhou, Jiangsu Province, China

Three-component reactions of triphenylphosphine, but-2-ynedioate, and 2-arylidene-1,3-indandiones in dimethoxyethane resulted in methyl 1',3',5-trioxo-2-phenyl-4-(triphenylphosphanylidene)-1',3'-dihydrospiro[cyclopentane-1,2'-inden]-2-ene-3-carboxylate in satisfactory yields with mild conditions and simple operation methods.

**Table 1. Three-Component Reaction for Spiro[cyclopentane-1,2'-indenes] 1a-1h<sup>a</sup>**



Entry	Compd	R	Yield (%) <sup>b</sup>
1	<b>1a</b>	p-OCH <sub>3</sub>	75
2	<b>1b</b>	p-CH <sub>3</sub>	73
3	<b>1c</b>	p-NO <sub>2</sub>	70
4	<b>1d</b>	P-C(CH <sub>3</sub> ) <sub>3</sub>	85
5	<b>1e</b>	m-OCH <sub>3</sub>	69
6	<b>1f</b>	m-Cl	62
7	<b>1g</b>	m-F	65
8	<b>1h</b>	m-NO <sub>2</sub>	72

<sup>a</sup>Reaction conditions: DMAD (1.2 mmol), 2-arylidene-1,3-indandiones (1.0 mmol), PPh<sub>3</sub> (1.0 mmol) in DME (10.0 mL), 0 °C–rt, 2 h. <sup>b</sup>Isolated yields.

Poster

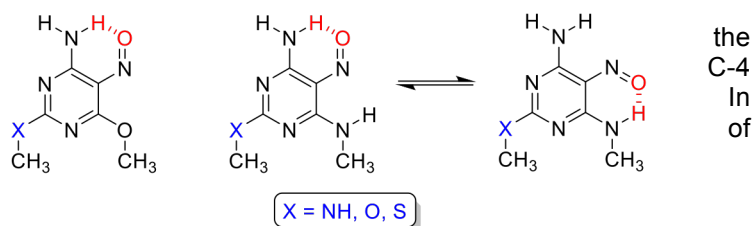
[0071] **Novel 5-nitrosopyrimidines and their physicochemical properties**

Lucie Cechova<sup>1,2</sup>, Eliska Prochazkova<sup>1</sup>, Zlatko Janeba<sup>1</sup>, Martin Dracinsky<sup>1</sup>

<sup>1</sup>IOCB AS CR, v.v.i., Prague, Czech Republic, <sup>2</sup>UCT Prague, Prague, Czech Republic

5-Nitrosopyrimidine derivatives are not naturally occurring compounds, but their interesting physicochemical and biological properties have been reported. The cytostatic, antifungal or antibacterial effects of these compounds are well known.

2,4,6-Triamino-5-nitrosopyrimidines can form strong intramolecular hydrogen bonds between 5-nitroso group and amino groups in positions and C-6, and so, two rotamers can be observed. In our previous work we have reported separation of such rotamers, as planomers, by chromatography at room temperature. The rotational barrier of the nitroso group is unusually high (more than 20 kcal/mol) and thus, resonance-assisted hydrogen bonding is expected to play a key role in the stability of the rotamers. To further study the described phenomenon, novel series of 5-nitrosopyrimidines with different substituents in position C-2 (namely methylamino, methoxy and methylthio group) was prepared and influence of these substituents on the rotational barrier of the 5-nitroso group was studied.



**Acknowledgments.** The study was supported by IOCB AS CR (RVO61388963), by the Ministry of Interior of the Czech Republic (VG20102015046) and by the Czech Science Foundation (grant no. 15-11223S).



## Short Talk

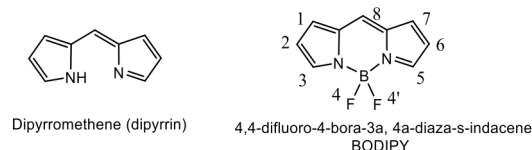
### [0072] Talkative Molecules: Design and Synthesis of Functional Bodipy Compounds

Neelam Shivran<sup>1</sup>, S. Chattopadhyay<sup>2</sup>

<sup>1</sup>Indian Institute of Science Education and Research, Pune, India, <sup>2</sup>Bhabha Atomic Research Centre,, Mumbai, India

Among many dipyrroin complexes the difluoro-boraindacene family (4,4-difluoro-4-bora-3a,4a-diaza-s-indacene, Bodipy) has gained recognition as one of the more versatile fluorophores since it has emerged as a frontrunner for lasing, imaging, sensing and optoelectronic applications. The basic Bodipy unit can be readily functionalized and shift the absorption maxima over a wide spectral range. The major objective of our study is to develop

Bodipy-based functional materials for various applications such as photostable laser dyes, Bodipy based organoelectronic materials and photosensitizer for Photo-Dynamic Therapy (PDT). This warrants synthetic modifications of the Bodipy core, available commercially or synthesized in-house so as to impart the desirable attributes to the newly developed molecules/assemblies. To this end, various sites of the Bodipy cores viz. different positions of the dipyrrole moieties and/ or the *meso*-position are innovatively used for introduction of different functional groups. Several new Bodipy-O-glycosides were synthesized by incorporating the glucose unit at *meso*-phenol or C-3/C-5 hydrostyryl moieties. Subsequent attachment of a glucose unit to the phenolic function of the conjugated dyes furnished the photosensitizers. All the compounds showed impressive good photo-toxicity to the human lung cancer A549 cells, without any dark toxicity due to their accumulation in cytoplasm. The efficacy of the protocols in designing new molecules and the potential functional applications along with their biomedical usefulness will be emphasized in the talk.



#### References:

1. Loudet, A.; Burgess, K. *Chem. Rev.* **2007**, *107*, 4891.
2. Ulrich, G.; Ziesel, R.; Harriman, A. *Angew. Chem. Int. Ed.* **2008**, *47*, 1184.

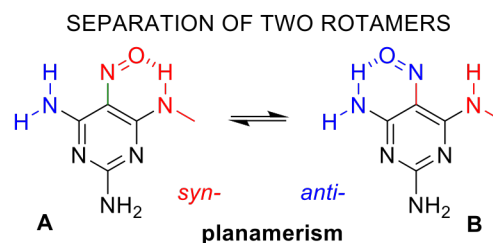
## Invited

### [0073] Polysubstituted pyrimidines: biological and chemical properties

Zlatko Janeba

*Institute of Organic Chemistry and Biochemistry, AS CR, Prague, Czech Republic*

The pyrimidine ring represents an important pharmacophore and a key structural motif of numerous natural, as well as synthetic biologically active compounds. Various polysubstituted pyrimidines were studied in our team for their interesting and miscellaneous properties, namely antiviral (as non-nucleoside reverse transcriptase inhibitors), anticancer (as inhibitors of cyclin-dependent kinases), and anti-inflammatory (as inhibitors of nitric oxide and/or prostaglandin E2 production). Some derivatives, e.g. polysubstituted 5-nitrosopyrimidines, were studied for their ability to form strong intramolecular hydrogen bonds. Such compounds were suggested to structurally (and hopefully also biologically) mimic bicyclic heterocycles like purines or pteridines. Two possible rotamers were often observed depending on other substituents attached to the pyrimidine moiety and in several cases, they could even be isolated as chemical species.



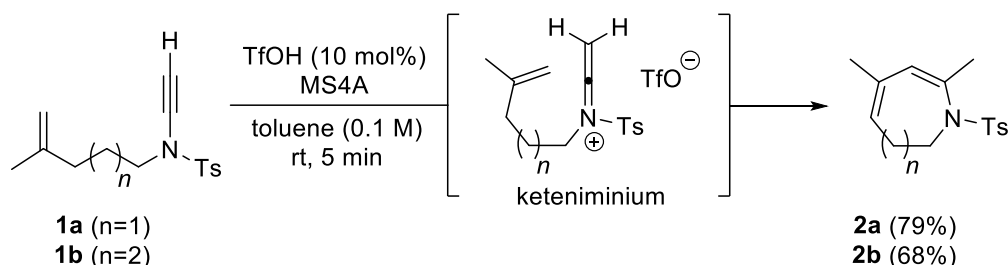
**Acknowledgments.** The study was supported by IOCB AS CR (RVO61388963), by the Ministry of Interior of the Czech Republic (VG20102015046) and by the Czech Science Foundation (grant no. 15-11223S).

## [0074] Efficient Synthesis of Nitrogen-containing Medium Rings with Ynamides

Yousuke Yamaoka, Nao Takeuchi, Ken-ichi Yamada, Kiyosei Takasu

Kyoto University, Kyoto, Kyoto, Japan

Nitrogen-containing medium rings are important and attractive class of compounds for natural products and pharmaceuticals. However, the synthesis of heterocyclic medium rings remains a challenging task due to entropic and enthalpic factors for cyclization approaches. General strategies to the synthesis of medium rings, such as ring-closing metathesis and the Yamaguchi esterification, are often required precious transition metals or high dilution condition to prevent the undesired dimerization. In this poster session, we would like to present the efficient synthesis of nitrogen-containing medium rings with ynamides catalyzed by a strong Brønsted acid. We anticipated that cyclization of ynamides **1** would afford the nitrogen-containing medium rings **2** through the highly reactive keteniminium intermediate. After several screening, the cyclization of ynamide **1** occurred with 10 mol% TfOH in the presence of MS4A to gave the 7- and 8-member heterocycles in good yields. It is noteworthy that this reaction instantly proceeded and high dilution is not necessary.

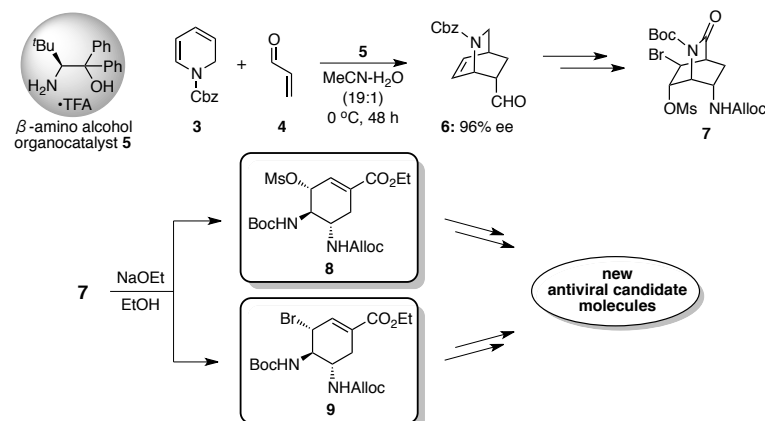
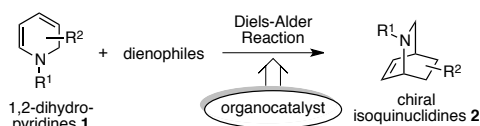


## Poster

## [0075] Development of new antiviral candidate molecules using organocatalyzed asymmetric Diels-Alder reaction of 1,2-dihydropyridines with dienophiles as a key reaction

Ryohei Takagi<sup>1</sup>, Yoshihito Kohari<sup>1</sup>, Chigusa Seki<sup>1</sup>, Koji Uwai<sup>1</sup>, Eunsang Kwon<sup>2</sup>, Yuko Okuyama<sup>3</sup>, Mitsuhiro Takeshita<sup>4</sup>, Michio Tokiwa<sup>4</sup>, Hiroto Nakano<sup>1</sup><sup>1</sup>Department of Bioengineering, Graduate School of Engineering, Muroran Institute of Technology, 27-1 Mizumoto, Muroran 050-8585, Japan,<sup>2</sup>Research and Analytical Center for Giant Molecules, Graduate School of Sciences, Tohoku University, 6-3 Aoba, Aramaki, Aoba-ku, Sendai 980-8578, Japan, <sup>3</sup>Tohoku Pharmaceutical University, 4-4-1 Komatsushima, Aoba-ku, Sendai 981-8585, Japan, <sup>4</sup>Tokiwakai Group, 62 Numajiri Tsuduri-chou Uchigo Iwaki 973-8053, Japan

Asymmetric Diels-Alder (DA) reaction of 1,2-dihydropyridines **1** with dienophiles using an organocatalyst is an important reaction for the construction of chiral isoquinuclidines (2-azabicyclo[2,2,2]octanes) **2**, can be used as the synthetic intermediates for the synthesis of biological active molecules such as oseltamivir



phosphate. In this presentation, we introduce that simple primary β-aminoalcohol **5** acts as an efficient chiral organocatalyst for the enantioselective DA reactions of *N*-Cbz-1,2-dihydropyridine **3** with acrolein **4**. In addition, we also describe the utilization of both the new chiral building blocks **8** and **9** that were obtained from the intermediate **7** for the preparation of new antiviral candidate molecules.

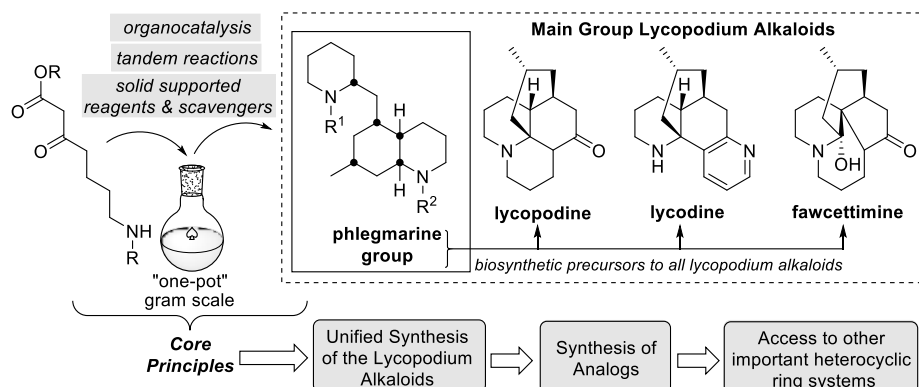
1) Y. Kohari, Y. Okuyama, E. Kwon, T. Furuyama, N. Kobayashi, T. Otuki, J. Kumagai, C. Seki, K. Uwai, G. Dai, T. Iwasa, H. Nakano, *J. Org. Chem.*, **2014**, 79, 9500-9511. 2) N. Satoh, T. Akiba, S. Yokoshima, T. Fukuyama, *Tetrahedron*, **2009**, 65, 3239-3245.

## [0076] To Phlegmarines and Beyond - Strategies for Efficiency and Diversity in Natural Product Synthesis

Ben Bradshaw, Caroline Bosch, Carlos Luque-Corredera, Claudio Parra, Gisela Saborit Villarroja, Josep Bonjoch

University of Barcelona, Barcelona, Spain

The Lycopodium alkaloids have attracted enormous attention in recent years for their medicinal properties as well as the synthetic challenges they present.<sup>1</sup> We have used the stereochemically diverse phlegmarine group as a platform to develop new synthetic methods including the use of organocatalysis,<sup>2</sup> tandem reactions and stereocontrolled reductions based on radical, homogeneous and directed heterogeneous catalysis. The use of these methods in conjunction with solid supported reagents and pot economy strategies have allowed for easy gram scale synthesis of these compounds in a single flask.<sup>3</sup> This presentation will give an overview of this work and illustrate the potential of the underlying strategies to access all of the other Lycopodium alkaloids, their analogs as well as a diverse portfolio of other important heterocyclic nuclei.



1) Ma, X.; Gang, D. R. *Nat. Prod. Rep.* **2004**, 21, 752. 2) Bradshaw, B.; Luque-Corredera, C.; Bonjoch, J. *Org. Lett.* **2013**, 15, 326. 3) Bradshaw, B.; Luque-Corredera, C.; Bonjoch, J. *Chem Commun.* **2014**, 50, 7099.

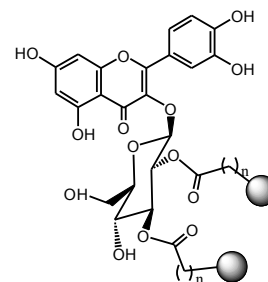
## Poster

## [0077] Novel quercetin diacylglycosides as potent anti-MRSA and anti-VRE agents

Abugafar M L Hossion<sup>1</sup>, Yoshito Zamami<sup>2</sup>, Kenji Sasaki<sup>2,3</sup>

<sup>1</sup>The University of Kansas, Department of Medicinal Chemistry, 2034 Becker Dr., Lawrence, Kansas 66047, USA, <sup>2</sup>Okayama University, Graduate School of Medicine, Dentistry and Pharmaceutical Sciences, 1-1-1, Tsushima-Naka, Kita-Ku, Okayama 700-8530, Japan, <sup>3</sup>Okayama University, Center for Faculty Development, 2-1-1, Tsushima-Naka, Kita-Ku, Okayama 700-8530, Japan

Each year in the United States, at least 2 million people become infected with bacteria that are resistant to antibiotics and at least 23,000 people die each year as a direct result of these infections (Threat report 2013). Vancomycin is an FDA approved antibiotic and is growing importance in the treatment of hospital infections, with particular emphasis on its value to fight against methicillin-resistant *Staphylococcus aureus* (MRSA). The increasing use of vancomycin to treat infections caused by the Gram-positive MRSA in the 1970s selected for drug-resistant enterococci, less potent than staphylococci but opportunistic in the space vacated by other bacteria and in patients with compromised immune systems. Over the past few years, we developed novel quercetin diacylglycoside analogues as potent antibacterial agents. The significant enzymatic inhibition of both *Escherichia coli* DNA gyrase and *Staphylococcus aureus* topolV suggest that these compounds are dual inhibitors. Most of the investigated compounds exhibited pronounced inhibition with MIC values ranging from 0.13 to 128 µg/mL toward the growth of multidrug-resistant Gram-positive methicillin-resistant *S. aureus*, methicillin sensitive *S. aureus*, vancomycin-resistant enterococci (VRE), vancomycin intermediate *S. aureus*, and *Streptococcus pneumoniae* bacterial strains. The synthesis and properties of these compounds will be described.

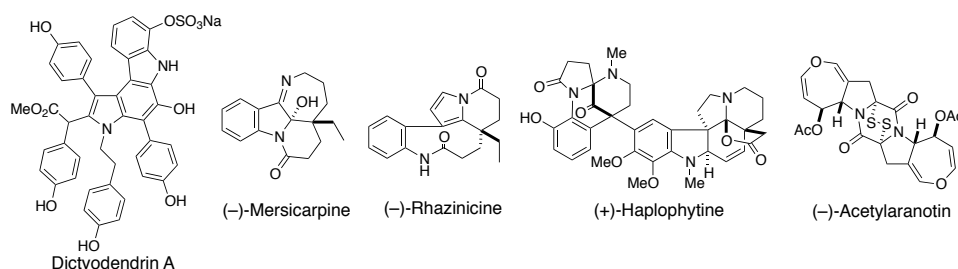


[0078] Synthetic Studies on N-Heterocyclic Natural Products

Hidetoshi Tokuyama

Tohoku University, Sendai, Miyagi, Japan

Since nitrogen-containing heterocyclic rings are common structural motifs in biologically important natural products, development of new synthetic methodologies for construction of these structures have been one of the important research topics in synthetic chemistry. In this lecture, our recently completed total syntheses of polycyclic alkaloids featuring new synthetic strategies will be discussed. We investigated a reductive ring expansion of cyclic ketoximes and applied to a concise total synthesis of (–)-mersicarpine.<sup>1</sup> For formation of substituted indolines, we developed a benzyne-mediated cyclization-functionalization sequence and applied this reaction to total syntheses of dictyodendrins A-E.<sup>2</sup> A protective group free total synthesis of (–)-rhazinicine was accomplished based on the development of a gold-catalyzed double cyclization cascade.<sup>3</sup> In the first total synthesis of (+)-haplophytine, we constructed the characteristic spiroaminal by an oxidative semi-pinacol type rearrangement.<sup>4</sup> Dihydrooxepin rings in (–)-acetylaranotin was formed by combination of the vinylogous Rubottom oxidation and the Baeyer-Villiger ring expansion of an enone intermediate.



1) Iwama, Y.; Okano, K.; Sugimoto, K.; Tokuyama, H. *Org. Lett.* **2012**, *14*, 2320. 2) Okano, K. Fujiwara, H.; Noji, T.; Fukuyama, T.; Tokuyama, H. *Angew. Chem. Int. Ed.* **2010**, *49*, 5925. 3) Sugimoto, K.; Toyoshima, K.; Nonaka, S.; Kotaki, K.; Ueda, H.; Tokuyama, H. *Angew. Chem. Int. Ed.* **2013**, *52*, 7168. 4) Ueda, H.; Satoh, H.; Matsumoto, K.; Sugimoto, K.; Fukuyama, T.; Tokuyama, H. *Angew. Chem. Int. Ed.* **2009**, *48*, 7600. 5) Fujiwara, H.; Kurogi, T.; Okaya, S.; Okano, K.; Tokuyama, H. *Angew. Chem. Int. Ed.* **2012**, *51*, 13062.

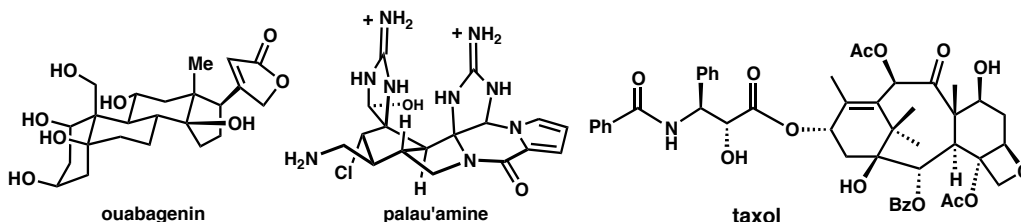
Plenary

[0079] Studies in Natural Product Synthesis

Phil Baran

The Scripps Research Institute, La Jolla, CA, USA

There can be no more noble undertaking than the invention of medicines. Chemists that make up the engine of drug discovery are facing incredible pressure to do more with less in a highly restrictive and regulated process that is destined for failure more than 95% of the time. How can academic chemists working on natural products help these heroes of drug discovery – those in the pharmaceutical industry? With selected examples from our lab and others, this talk will focus on that question highlighting innovation in fundamental chemistry and new approaches to scalable chemical synthesis.



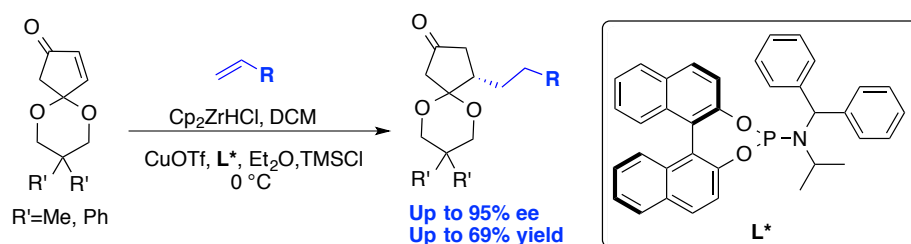
## Short Talk

### [0080] Asymmetric Conjugate Addition of Alkylzirconocenes to Cyclopentene-3,5-dione Monoacetals.

Emeline Rideau, Florian Maesing, Stephen Fletcher

University of Oxford, Oxford, UK

The asymmetric conjugate addition of organometallics to cyclopentenones is highly desirable.<sup>1</sup> Many methodologies have been developed in recent years but fail to address the challenges of cyclopentenones.<sup>2</sup> Our group demonstrated that the conjugate addition of alkylzirconocenes to cyclohexenone derivatives is advantageous.<sup>3</sup> However, when applying the methodology conditions to cyclopentenones, the yield was poor (23%) and the ee dropped (to 75%). Feringa *et al.* reported<sup>4</sup> the derivatisation of cyclopentene-3,5-dione monoacetal with dialkylzinc reagents in moderate yield (40%) and high ee (90%). We decided to examine the hydrozirconation/asymmetric conjugate addition of alkenes to cyclopentene-3,5-dione monoacetal. After extensive screening, we have demonstrated that functionalized, enantioenriched cyclopentanone derivatives can be successfully prepared in that way. Further studies are currently undergoing to apply this methodology to the synthesis of prostaglandins.



(1) (a) Brown, M. K.; Hoveyda, A. H. *J. Am. Chem. Soc.* **2008**, *130*, 12904 (b) Jansen, D. J.; Shenvi, R. A. *J. Am. Chem. Soc.* **2013**, *135*, 1209.  
 (2) (a) Harutyunyan, S. R.; den Hartog, T.; Geurts, K.; Minnaard, A. J.; Feringa, B. L. *Chem. Rev.* **2008**, *108*, 2824. (3) Maksymowicz, R. M.; Roth, P. M. C.; Fletcher, S. P. *Nat. Chem.* **2012**, *4*, 649. (4) (a) Arnold, L. A.; Naasz, R.; Minnaard, A. J.; Feringa, B. L. *J. Am. Chem. Soc.* **2001**, *123*, 5841.

## Invited

### [0081] Synthesis of hybrid 1-5 disubstituted Tetrazoles by Ugi-azide reaction

ROCIO GAMEZ-MONTAÑO

UNIVERSIDAD DE GUANAJUATO, GUANAJUATO, Mexico

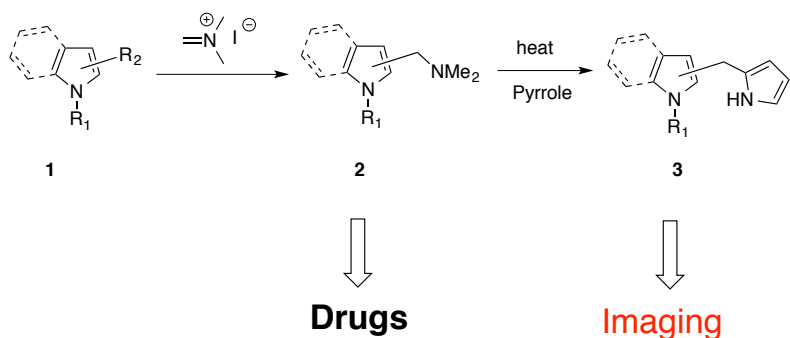
Multicomponent reactions (MCR) are powerful tools toward the synthesis of a large variety of interesting scaffolds even heterocycles. MCR are defined as one pot processes in which three or more reagents are sequentially combined to afford products having the majority of the atoms present in the starting reagents. The main applications of MCR are in Diversity Oriented Synthesis (DOS) and Combinatorial Chemistry (CC). The most important MCR are the isocyanide-based multicomponent reactions (I-MCR) such as Ugi reactions e.g. the classic Ugi-4CR, Ugi-3CR, Ugi-Smiles, Ugi-Nenajdenko, Ugi-Interrupted (Groebke-Blackburn-Bienaymé), and Ugi-azide. This latter allows the synthesis of 1,5-disubstituted Tetrazoles of high interest in medicinal chemistry because their ability to adopt conformations of *cis*-amide bond of peptides. On this occasion, I will show my results lately published just regarding the use of the Ugi-azide reaction towards the synthesis of 1,5-disubstituted Tetrazole-based hybrid compounds and some of their applications, mainly in medicinal chemistry.

## [0082] Building blocks for the synthesis of oligopyrroles and indolo analogues

Ruisheng Xiong, Eszter Borbas

Uppsala University, Uppsala, Sweden

Pyrrole and its oligomeric derivatives have played important roles in bio-imaging and drug discovery. However, their potential is limited by the poor accessibility of the target compound. We have developed a method to synthesize *N,N*-dimethylamino-methylated pyrroles and indoles in good to excellent yields with good tolerance of functional groups. Dimethylaminomethyl pyrroles and indoles are useful building blocks for the synthesis of anti-cancer drugs. Furthermore, the application of these intermediates was investigated in the formation of dipyrromethane and analogues thereof, which are precursors of various porphyrinoids and BODIPY dyes.



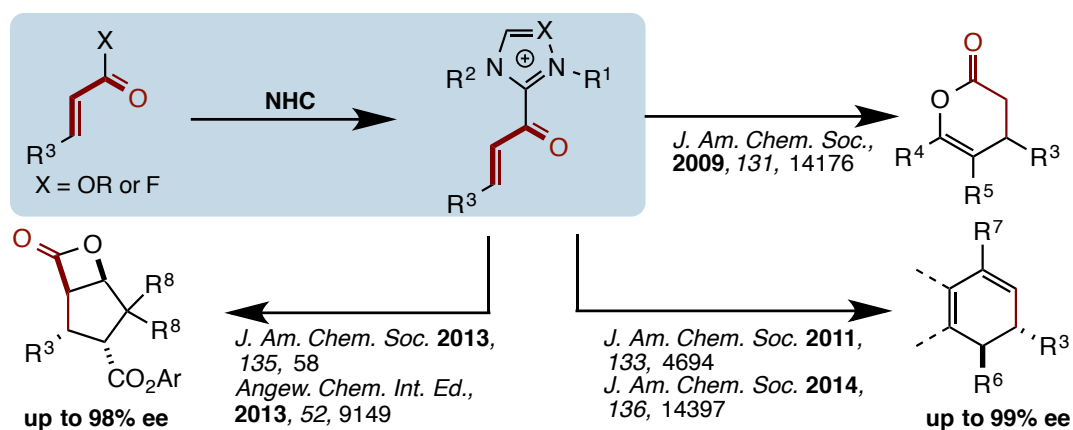
## Invited

[0083] Enantioselective *N*-heterocyclic carbene catalysis with ester substrates.

David Lupton

Monash University, Melbourne, Victoria, Australia

*N*-Heterocyclic carbenes (NHCs) are powerful catalysts for some of the most diverse chemical transformations observed in organocatalysis.<sup>1</sup> Beyond acyl anion chemistry they are active in many reactions that are acyl anion free often exploiting normal polarity intermediates.<sup>2</sup> A number of our studies in the field of NHC catalysis are focused on reaction discovery using ester, and ester surrogate, substrates. In this presentation recent discoveries in enantioselective catalysis using Lewis basic, and nucleophilic, catalysts will be discussed



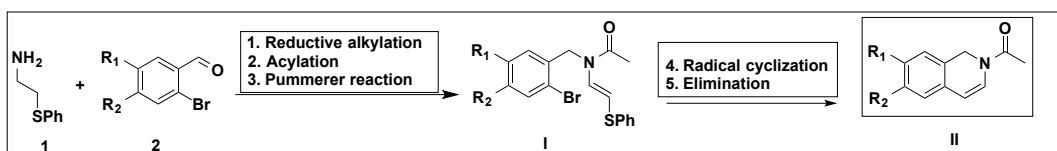
1. Enders, D.; Niemeier, O.; Henseler, A. *Chem. Rev.* **2007**, *107*, 5606.
2. Ryan, S. J.; Candish, L. Lupton, D. W. *Chem. Soc. Rev.* **2013**, *42*, 4906.

[0084] **Synthesis of 1,2-dihydroisoquinolines via radical cyclization and elimination of (*E*)-*N*-(2-bromobenzyl)-*N*-(2-(phenylthio)vinyl)acetamide**

HOLBER ZULETA PRADA<sup>1</sup>, BENITO REYES TREJO<sup>1</sup>, LIUS GERMAN LOPEZ VALDEZ<sup>1</sup>, DIANA GUERRA RAMIREZ<sup>1</sup>, JULIO MEJIA GONZALEZ<sup>2</sup>, CRISTABEL PAULINA RAMIREZ GARCIA<sup>2</sup>

<sup>1</sup>UNIVERSIDAD AUTONOMA CHAPINGO, TEXCOCO DE MORA. ESTADO DE MEXICO, Mexico, <sup>2</sup>UNIVERSIDAD NACIONAL AUTONOMA DE MEXICO, MEXICO DF, Mexico

Isoquinoline and its derivatives are very important compounds due to their pharmacological and biological activities. The development of practically simple and efficient strategies for the synthesis of these compounds remains a very important challenge for modern organic synthesis. Several strategies have been reported for the construction of this class of heterocycles. Herein, we developed a methodology of synthesis using a Pummerer processes with the intention of assessing its viability as a general strategy for the preparation of (*E*)-*N*-(2-bromobenzyl)-*N*-(2-(phenylthio)vinyl)acetamide **I**. These compounds allowed the development of a methodology of synthesis focused on access to different alkaloids of type 1,2-dihydroisoquinoline **II**. The major achievement of this work, was the obtaining of the (*E*)-*N*-(2-bromobenzyl)-*N*-(2-(phenylthio)vinyl)acetamide, like as a precursor for a radical cyclization reaction followed by elimination reaction to generating 1,2 dihydroisoquinoline in acceptable yields (40-60%). We describe the results of the reactions involved in the preparation of three examples of this family of compounds, the process of elaboration of these compounds was carried out in 5 steps of synthesis, using raw materials from easy availability, such as 2-(phenylthio)ethan-1-amine **1** and 2-bromobenzaldehydes **2**. Scheme 1. In the poster, all the steps of the reaction and the mechanisms involved in the process will be discussed.



Scheme 1. Preparation of 1,2-dihydroisoquinolines

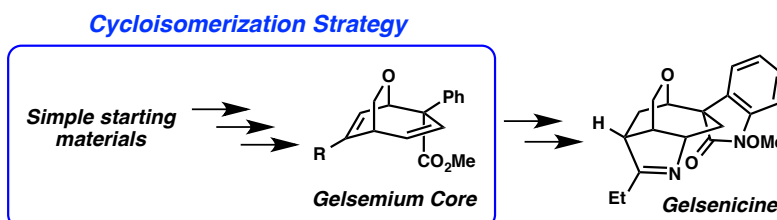
Short Talk

[0086] **The Total Synthesis of Gelsenicine via Platinum-Catalyzed Cycloisomerization**

Eric Newcomb, Phillip Knutson, Blaine Pedersen, Eric Ferreira

University of Georgia, Athens, GA, USA

The Gelsemium alkaloids constitute a significant family of natural products featuring a breadth of both structural and biological diversity. Our efforts toward a unified total synthesis of these molecules will be presented. A focal point of this endeavor is the application of a cascade platinum-catalyzed cycloisomerization/rearrangement to establish the core molecular architecture of these alkaloids. Our analysis of this specific transformation provided a fundamental understanding of this unique process and the facets that govern it. Our studies of this central process and subsequent direct manipulations have culminated in the successful total synthesis of gelsenicine, representing the shortest total synthesis to date of a Gelsemium alkaloid. We envision strategic diversifications will enable the syntheses of a broad array of members in the gelsemium family. Our overall efforts in this project will be presented.



## Short Talk

### [0087] Catch & Release Drug Delivery System – Heterocycles, Bioorthogonal Chemistry and Implantable Biomaterials Optimize the Pharmacokinetics of Systemic Small Molecules

Jose Mejia Oneto<sup>1</sup>, Munish Gupta<sup>1</sup>, J. Kent Leach<sup>1,2</sup>, LeAnn Lindsay<sup>2</sup>, Jane Sykes<sup>2</sup>, Maksym Royzen<sup>3</sup>

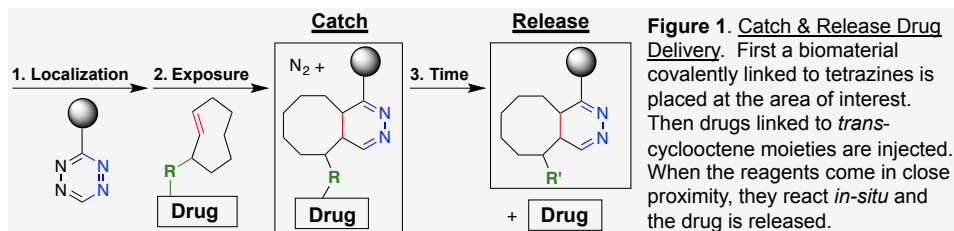
<sup>1</sup>University of California, Davis, Sacramento, CA, USA, <sup>2</sup>University of California, Davis, Davis, CA, USA, <sup>3</sup>University at Albany, State University of New York, Albany, NY, USA

**Purpose:** We present a heterocyclic-based drug delivery platform that optimizes the concentration of a systemic drug at a location of interest. As a therapeutic proof of concept, we apply the system to the construction of an antibiotic agent based on vancomycin.

**Background:** Our prior studies have shown that an area of the body pre-implanted with a biomaterial containing a bioorthogonal reaction partner (*trans*-cyclooctene, TCO) can increase by ten times the local concentration of a heterocycle (tetrazine, Tz) carrying a radioactive payload *in-vivo*. Now we present a platform that localizes and releases small molecules at the desired location (Fig. 1).

**Methods/Results:** We modified fluorophores and vancomycin with TCO and as well as synthesized an alginate biomaterial modified with tetrazine (Tz-gel). We tested them through *in-vivo* and *in-vitro* models over multiple days. The results indicate that the "Catch & Release" method can deliver an increased payload to a local area pre-implanted with the biomaterial. The *in-vitro* therapeutic efficacy of the releasable vancomycin was comparable to vancomycin when tested in the presence of the Tz-gel against luminescent methicillin sensitive Staph. aureus (MSSA, Xen 29, Perkin Elmer, MA).

**Conclusions:** We present a drug delivery system that enables medical practitioners to direct drug to specific locations of the body by pre-implanting a biomaterial. This system could have major implications to improve the therapeutic index of new and old drugs.



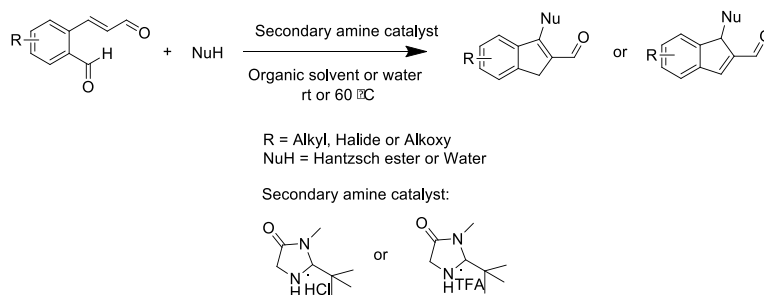
## Short Talk

### [0088] Efficient Synthesis of Indene-Aldehyde Derivatives Catalyzed by Secondary Amine Catalysts

HUI MAO, Jung Woon YANG

Sungkyunkwan University, Suwon, Republic of Korea

Substituted indene derivatives are valuable synthetic targets in organic and medicinal chemistry because of their important biological activities and applications in functional materials. These indene-based materials have shown a wide range of biological activities such as antineoplastic, anti-inflammatory, aromatase inhibitory, and cytotoxic activities. A variety of effective approaches were already reported for indene synthesis. However, many of these existing methods suffer from shortcomings including low tolerance of functionality, the necessity of expensive transition metal catalysts and harsh reaction conditions. Herein, we describe a novel method for the synthesis of various substituted indene aldehydes using secondary amine catalysts under mild reaction conditions.



**Scheme1.** Formation of indene aldehyde derivatives catalyzed by secondary amine catalysts



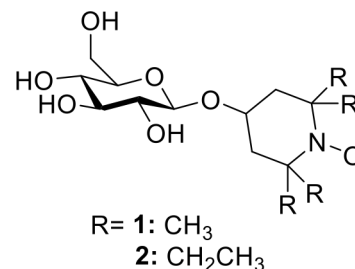
## Poster

### [0089] Synthesis and *in vitro* NMR and phantom MRI studies of TEMPO-Glc and TEEPO-Glc, potential contrast agents for MRI

Maiju Soikkeli, Jari Kavakka, Sami Heikkinen

University of Helsinki, Helsinki, Finland

Magnetic resonance imaging (MRI) is one of the most important medical imaging methods due to its non-invasiveness and superior image quality. Contrast agents are used in MRI to improve the contrast between different tissues. They are paramagnetic substances mainly based on gadolinium chelates. We present two fully organic free radicals, TEMPO-Glc (1) and TEEPO-Glc (2), as potential contrast agents for MRI.<sup>1</sup> Due to their unpaired electrons, these compounds possess relaxation enhancing properties. Also, heterocyclic nitroxide radicals can be made very stable by synthetically modifying the structure to shelter the unpaired electron. These structures can be further developed to incorporate for example tumor targeting properties. In the poster, synthesis, stability assessment and relaxivity studies by *in vitro* MRI of these compounds will be discussed.



1. Soikkeli, M.; Sievänen, K.; Peltonen, J.; Kaasalainen, T.; Timonen, M.; Heinonen, P.; Rönkkö, S.; Lehto, V.-P.; Kavakka, J.; Heikkinen, S. *RSC Adv.* **2015**, *5*, 15507

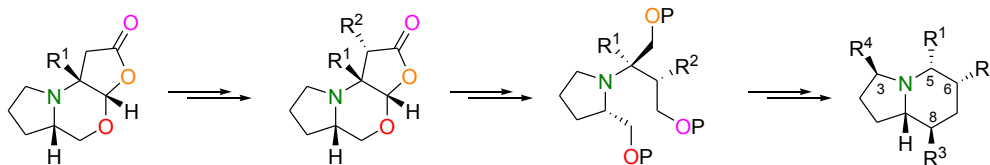
## Short Talk

### [0090] Asymmetric Synthesis of Poison Dart Frog Indolizidine Alkaloids

Yu-Jang Li, Chung-Chien Hou, Kuei-Chen Chang, Rou-Jie Huang, Yu-Fu Liang, Lee-Ya Wang

Department of Applied Chemistry, National Chiayi University, Chiayi City, Taiwan

5-Substituted, 3,5-disubstituted, 5,8-disubstituted and 5,6,8-trisubstituted indolizidines belong to a group of alkaloids separated from the skin of poison dart frogs which lived in the tropical rainforest of Central and South America. Some of these indolizidines have shown interesting AChEI activity which is important for the development of new drugs. A series of substituted indolizidines, including 167B, 195G, 209B, 209D, 209I, 223A, 223AB, synthesized starting from tricyclic lactones will be discussed. Key steps involved : 1) [3,3]-sigmatropic rearrangement to form tricyclic compounds with needed R<sup>1</sup> substituent, 2) asymmetric alkylation/epimerization to obtain R<sup>2</sup>, 3) cyclization to form C7-C8 bond with R<sup>3</sup> in correct stereochemistry, 4) construction of R<sup>4</sup> (223AB case only), and 5) cleavage of the excess one carbon substituent on C5.



[1] Li, Y.-J.; Chang, Y.-K.; Ho, G.-M.; Huang, H.-M. *Org. Lett.* **2009**, *11*, 4224.

[2] Li, Y.-J.; Chuang, H.-Y.; Yeh, S.-M.; Huang, W.-S. *Eur. J. Org. Chem.* **2011**, 1932.

[3] Li, Y.-J.; Hou, C.-C.; Chang, K.-C. *Eur. J. Org. Chem.* **2015**, 1659.

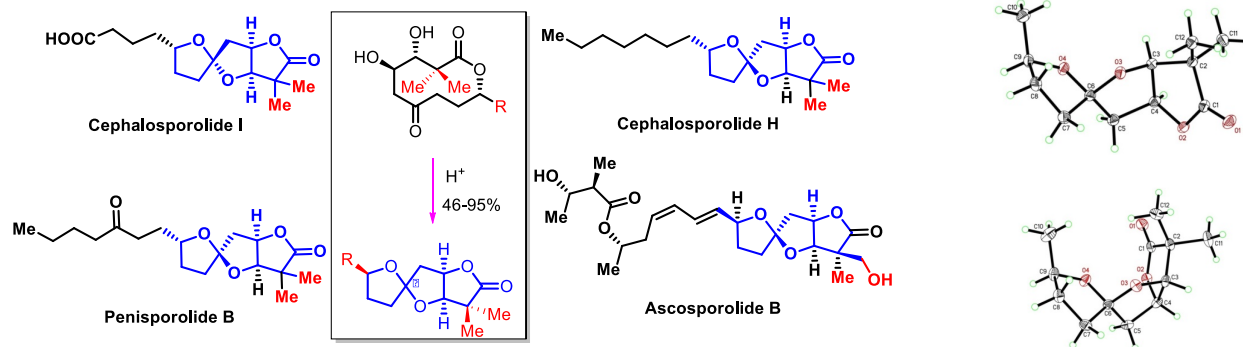
## Short Talk

### [0091] A Bioinspired Approach to Tricyclic Spiroacetal-fused gamma-Lactones

Jian Wang, Rongbiao Tong

Hong Kong University of Science and Technology, Kowloon, Hong Kong

A bio-inspired approach involving ring-contraction rearrangement of decanolides was developed for the synthesis of spiroacetal-fused  $\gamma$ -lactones and applied to the total synthesis of reported structures of cephalosporolides H and I and penisporolide B and their diastereomers.



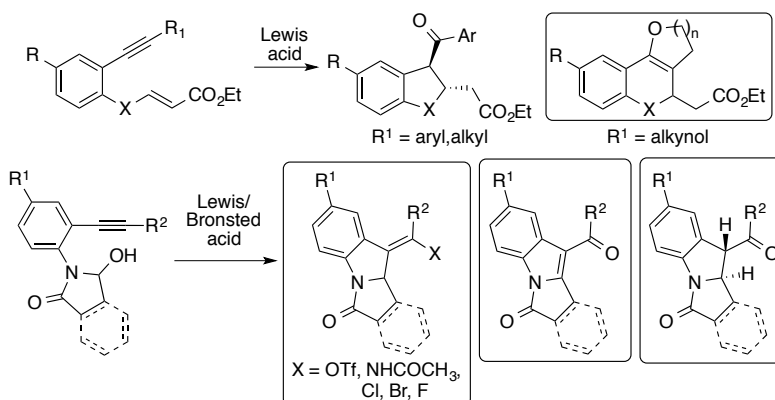
## Short Talk

### [0092] Stereoselective synthesis of oxa- and aza-cycles using reactions of alkynes

Santosh Gharpure

Indian Institute of Technology Bombay, Powai Mumbai Maharashtra, India

In recent years, metal catalysed transformations of alkynes have gain prominence for the synthesis of oxa- and aza-cycles. However, their utility under metal free conditions is still under explored. In a programme directed at the stereoselective synthesis of oxa- and aza-cycles using vinylogous carbonates and carbamates, we demonstrated that the oxonium and iminium ion intermediates generated from these functional groups in the presence of Lewis acids can be trapped with alkynes giving stereoselective access to functionalized 2,3-disubstituted dihydrobenzofurans and indoline derivatives. The regioselectivity of alkyne iminium ion cyclization can be reversed using a tethered hydroxy group as nucleophile. Further, we have also developed divergent synthesis of *N*-fused indolyldine, indole, and indoline derivatives using alkyne-iminium ion cyclisation. Interestingly, trapping of vinyl cation intermediate generated after alkyne iminium ion cyclisation was found to be dependent on the Lewis/Bronsted acid and solvent used. This talk will highlight some details of these studies.



References: 1. Gharpure, S. J.; Prasath, V. J. *Chem. Sci.* **2011**, 123, 943. 2. Gharpure, S. J.; Shelke, Y. G.; Kumar, D. P. *Org. Lett.* **2015**, 17, 1926.

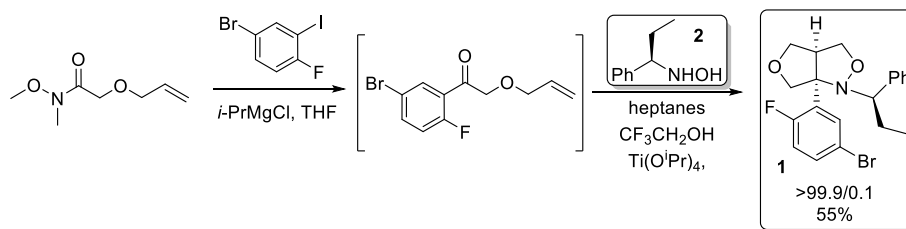
## Invited

### [0093] Synthetic Development and Pilot Plant Scale-up of a Heterocyclic Pharmaceutical Intermediate

Stanley Kolis

Eli Lilly and Company, Indianapolis, IN, USA

A scalable, asymmetric synthesis of (3a*S*,6a*S*)-6a-(5-bromo-2-fluorophenyl)-1-((*R*)-1-phenylpropyl)tetrahydro-1*H*,3*H*-furo[3,4-*c*]isoxazole (**1**), a key intermediate in the synthesis of **LY2886721** is reported. Highlights of the synthesis include: (1) The development of an asymmetric [3+2] intramolecular cycloaddition through a combined kinetic modeling and experimental approach; (2) The development of a new synthesis of (*R*)-*N*-(1-phenylpropyl)hydroxylamine tosylate (**2**) which proceeds through a *p*-anisaldehyde imine and avoids the formation of toxic hydrogen cyanide gas as a by-product. Results of a synthesis executed on the multi-100 kg scale (which proceeded in 36% overall yield) will be discussed.



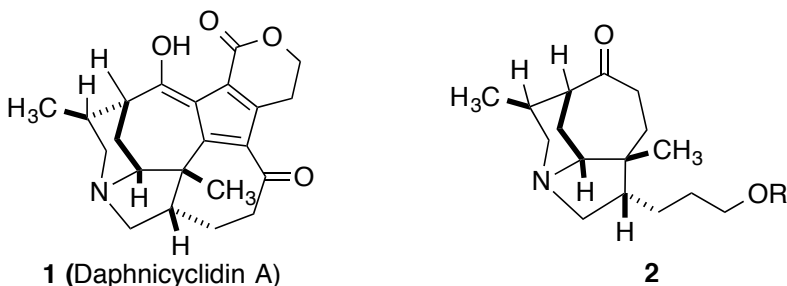
## Invited

### [0094] Studies Toward the Synthesis of Daphnicyclidin A

David R Williams

Indiana University, Bloomington, IN, USA

*Daphniphyllum* alkaloids are a family of complex, polycyclic natural products derived from evergreen shrubs in southern China. The daphnicyclidins represent a subset of these alkaloids as exemplified by daphnicyclidin A (**1**). A stereocontrolled synthesis of the tricyclic ABC ring system will describe the formation of the amine **2** via a novel nine-membered *Z*-enone. The discussion will present methodology for an efficient preparation of  $\alpha$ -linked bis-enones as well as novel features of reactivity directly leading to functionalized heterocyclic systems. Applications of this methodology for synthesis of the condensed fulvene of **1** will be described.



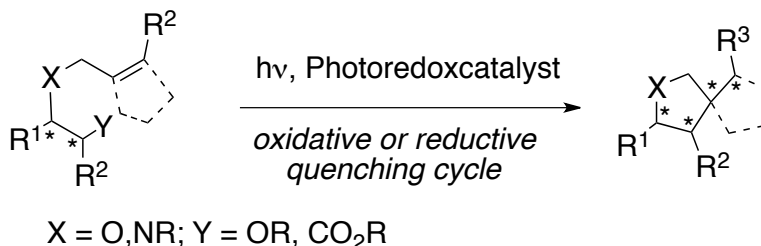
## Short talk

### [0095] Visible light mediated deoxygenation and decarboxylation as key step for the synthesis of tetrahydrofurans and pyrrolidines.

Daniel Rackl, Viktor Kais, Christian Faderl, Eugen Lutscher, Georgiy Kachkovskiy, Oliver Reiser

University of Regensburg, Regensburg, Germany

Polyols, amino alcohols and amino acids are readily available from renewable resources in enantiomerically pure form. Using such compounds as a starting point, we have developed the synthesis of novel tetrahydrofurans and pyrrolidines utilizing visible light mediated photoredox catalyzed deoxygenations and decarboxylations as key step. The scope and limitation of this strategy in combination with the development of novel photoredox catalysts will be discussed.<sup>1</sup>



(1) *Leading references:* (a) D. Rackl, V. Kais, P. Kreitmeier, O. Reiser, *Beilstein J. Org. Chem.* **2014**, *10*, 2157; (b) D. B. Bagal, G. Kachkovskiy, M. Knorn, T. Rawner, B. M. Bhanage, O. Reiser, *Angew. Chem. Int. Ed.* **2015**, *54*, Early View; (c) G. Kachkovskiy, C. Faderl, O. Reiser, *Adv. Synth. Catal.* **2013**, *355*, 2240.

## Poster

### [0096] Development of Aminooxazoline Xanthene-based $\beta$ -Amyloid Cleaving Enzyme (BACE1) Inhibitors with Improved Selectivity Towards Cathepsin D (CatD)

Jonathan Low<sup>1</sup>, Michael Bartberger<sup>1</sup>, Jian Jeffery Chen<sup>1</sup>, Alan Cheng<sup>2</sup>, Robert Dunn II<sup>1</sup>, Dean Hickman<sup>1</sup>, Ana Minatti<sup>1</sup>, Hugo Vargas<sup>1</sup>, Paul Wen<sup>1</sup>, Jonathan Werner<sup>1</sup>, Douglas Whittington<sup>2</sup>, Stephen Wood<sup>1</sup>, Ryan White<sup>2</sup>, Yuan Cheng<sup>1</sup>

<sup>1</sup>Amgen Inc., Thousand Oaks, CA, USA, <sup>2</sup>Amgen Inc., Cambridge, MA, USA

Alzheimer's disease (AD) is a neurodegenerative disorder that currently affects 36 million people worldwide. It therefore represents one of the largest unmet medical needs in neuroscience today. The  $\beta$ -amyloid cleaving enzyme (BACE1) is considered a prime therapeutic target due to its genetically-verified, detrimental role in the initiation and progression of the disease. As part of an ongoing effort at Amgen to develop a disease-modifying therapy for AD, we have previously used the aminooxazoline xanthene (AOX) scaffold to generate potent and orally efficacious BACE1 inhibitors.<sup>1</sup> While AOX-based BACE1 inhibitors demonstrating robust reduction of CSF and brain A $\beta$  levels, both in rat and non-human primates, were identified with acceptable cardiovascular safety margins, a retinal pathological finding in advanced rat toxicological studies demanded further investigation. It has been widely postulated that such retinal toxicity might be related to off-target inhibition of Cathepsin D (CatD), a closely related aspartyl protease.<sup>2</sup> Here we report the development of AOX-based BACE1 inhibitors with improved selectivity towards CatD utilizing a structure- and property-based approach to gain further insight into the observed ocular toxicity.

(1) (a) *J. Med. Chem.* **2014**, *57*, 9811-9831. (b) *J. Med. Chem.* **2014**, *57*, 9796-9810. (c) *ACS Med. Chem. Lett.* **2015**, *6*, 210-215. (d) *J. Med. Chem.* **2012**, *55*, 9156-9159. (e) *Bioorg. Med. Chem. Lett.* **2015**, *25*, 767-774. (2) *Toxicol. Pathol.* **2014**, 0192623314553804 (published online)

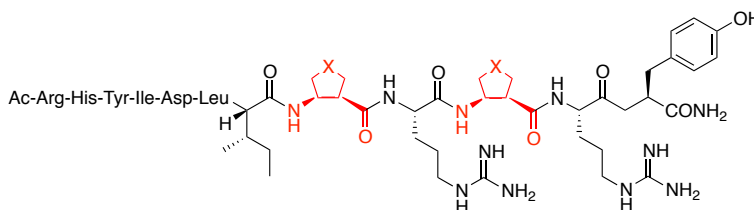
[0097]  $\alpha/\beta$ -Peptides containing pyrrolidine-based  $\beta$ -residues as useful tools for neuropeptide Y receptor-subtype selectivity

Thomas Ertl<sup>1</sup>, Chiara Cabrele<sup>2</sup>, Armin Buschauer<sup>1</sup>, Oliver Reiser<sup>1</sup>

<sup>1</sup>University of Regensburg, Regensburg, Germany, <sup>2</sup>University of Salzburg, Salzburg, Austria

Pyrrolidine-based non-natural amino acids have been shown to be valuable building blocks for the design of pharmaceutically interesting peptides and peptidic foldamers. In this work we show the application of the  $\beta$ -amino acid (3R,4R)-4-amino-pyrrolidine-3-carboxylic acid (*cis*-APC) in the design and synthesis of novel  $\alpha/\beta$  analogs of neuropeptide Y (NPY). This is a

36-residue long, C-terminally amidated peptide hormone that is expressed in the brain and in the peripheral nervous system, and, upon binding to four NPY Y<sub>n</sub> (n=1,2,4,5) receptors, it regulates food intake, the circadian rhythm and cardiorespiratory parameters. Moreover, the NPY/Y<sub>n</sub>-receptor system is involved in several pathological disorders like obesity, depression, anxiety-related disorders and epilepsy. To control the Y<sub>n</sub>-receptor-mediated function of NPY, it is important to develop NPY analogs with Y<sub>n</sub>-receptor-subtype selectivity. For this purpose we have modified the NPY fragment 25-36 by introducing *cis*-APC and other cyclic  $\beta$ -amino acids at positions 32 and 34.<sup>1</sup> The synthesis of these NPY analogs and the ability of the investigated building blocks to modulate receptor-binding selectivity will be presented.



[1] *Leading references:* (a) Berlicki, Ł.; Kaske, M.; Gutiérrez-Abad, R.; Bernhardt, G.; Illa, O.; Ortuño, R. M.; Cabrele, C.; Buschauer, A.; Reiser, O. *J. Med. Chem.* **2013**, *56*, 8422. (b) Cabrele, C.; Martinek, T. A.; Reiser, O.; Berlicki, Ł. *J. Med. Chem.* **2014**, *57*, 9718. (c) Berlicki, Ł.; Pilsl, L.; Weber, E.; Mandity, I. M.; Cabrele, C.; Martinek, T. A.; Fülöp, F.; Reiser, O. *Angew. Chem. Int. Ed. Engl.* **2012**, *51*, 2208.

Short talk

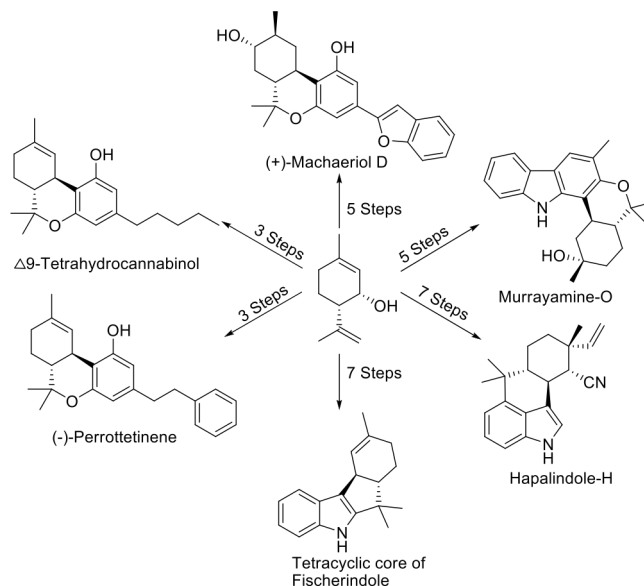
[0099] Protecting Group Free Enantiospecific Total Syntheses of Structurally Diverse Natural Products of Four Different Classes

DATTATRAYA DETHE

INDIAN INSTITUTE OF TECHNOLOGY KANPUR, KANPUR, UTTAR PRADESH, India

A simple, highly diastereoselective, Lewis acid catalyzed coupling of cyclic allylic alcohol with carbazole, resorcinol and indole derivatives has been developed. The method was applied for the enantiospecific total syntheses of structurally diverse natural products such as murrayamine-O, machaeriol-D,  $\Delta^8$ -THC,  $\Delta^9$ -THC, *epi*-perrottetinenine and tetracyclic core of fischerindole and hapalindoles, having wide range of biological activities. Synthesis of both natural products and their enantiomers has been achieved with high atom economy, protecting group free manner and in less than 5 steps longest linear sequence in very good overall yield starting from *R*-(+) and *S*-(-)-limonene.

**References:** (a) Dattatraya H. Dethe,\* Saikat Das, Balu D. Dherange and Samarpita Mahapatra, *Chem. Eur. J.*, **2015**, *Just Accepted*. (b) Dattatraya H. Dethe,\* Rohan D. Erande, Samarpita Mahapatra, Saikat Das and Vijay Kumar B, *Chem. Commun.*, **2015**, *51*, 2871. (c) Dattatraya H. Dethe,\* Ganesh Murhade, Saikat Das and Samarpita Mahapatra, *Manuscript under preparation*.



## Poster

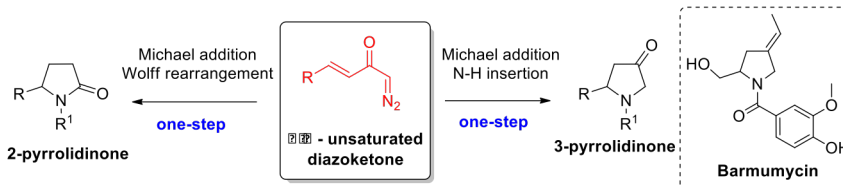
### [0100] One-step syntheses of 2-pyrrolidinones and 3-pyrrolidinones from $\alpha,\beta$ -unsaturated diazoketones and amines

Rafael Dias, Antonio Burtoloso

University of São Paulo, São Carlos, São Paulo, Brazil

Pyrrolidine ring is an important type of nitrogen heterocycle due to its large occurrence in natural products, its significant biological activities and its application as intermediates in the synthesis of more complex molecules. Many methodologies have been described for these N-heterocycles to date. However, the use of common

intermediates to obtain a large number of pyrrolidine analogs, in a direct fashion, is limited. In this context,  $\alpha,\beta$ -unsaturated diazoketone (UDK) are versatile and multifunctional building blocks in synthesis and allow the rapid construction of different N-heterocycles and analogs from the same intermediate. Herein we wish to describe how we prepared several 2- and 3-pyrrolidinones from UDK in a single reaction vessel by a sequence of two transformations as described below. 1) For 2-pyrrolidinones: Aza-Michael addition followed by exposure to light (photochemical Wolff rearrangement). 2) For 3-pyrrolidinones: Aza-Michael addition, followed by addition of Cu or Rh salts (intramolecular N-H insertion reaction). All the pyrrolidinones could be prepared in good yields from the UDK. Finally, this one-step method was also applied in the synthesis of Barmumycin, a pyrrolidine alkaloid with antitumor activity.



## Poster

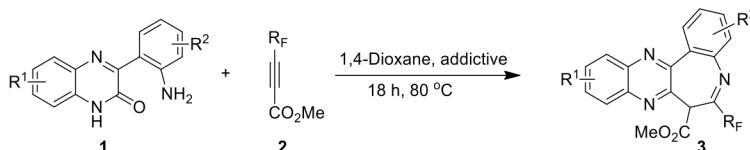
### [0101] An Efficient Process for the Synthesis of Perfluoroalkylated Benzazepines

Xuechun Sun<sup>1</sup>, Jing Han<sup>1</sup>, Jie Chen<sup>1</sup>, Hui Zhang<sup>1</sup>, Weiguo Cao<sup>1,2</sup>

<sup>1</sup>Shanghai University, Shanghai, China, <sup>2</sup>Shanghai Institute of Organic Chemistry, Shanghai, China

Benzazepine moiety occurs frequently in both natural and synthetic drugs and is of highly biological interest. The usage of this class of compound is not merely confined to the management of stress related conditions and for their use as antibacterial agents<sup>1</sup>.

Besides, the quinoxaline core is present in many drugs with antitumor, anticancer, antiamebic<sup>2</sup>. Because of important applications of benzazepine and quinoxaline compounds, we proposed an efficient protocol for the synthesis of perfluoroalkylated compounds **3** consisted of benzazepine and quinoxaline structure with 3-(2-aminophenyl)quinoxalin-2(1H)-one derivatives **1** and methyl perfluoroalk-2-ynoate **2**. **Supported by National Natural Science Foundation of China (Grant No. 21272152)**



Entry	R <sup>1</sup>	R <sup>2</sup>	R <sub>F</sub>	Additive/ equiv	Yield (%) <sup>b</sup>
1	H	H	CF <sub>3</sub>	<i>p</i> -TSA/ 0.5	30
2	H	H	CF <sub>3</sub>	HOAc/ 0.5	71
3	H	H	CF <sub>3</sub>	PhCO <sub>2</sub> H/ 0.5	70
4	H	H	CF <sub>3</sub>	-	71
5	H	H	CF <sub>3</sub>	NH <sub>4</sub> Cl/ 0.5	69
6	H	H	CF <sub>3</sub>	Et <sub>3</sub> N/ 0.5	trace
7	H	H	CF <sub>3</sub>	FeCl <sub>3</sub> / 0.5	50
8	H	H	CF <sub>3</sub>	ZnCl <sub>2</sub> / 0.5	31

<sup>a</sup> Optimization of the reaction conditions for the synthesis of compound **3**: 3-(2-aminophenyl)quinoxalin-2(1H)-one (1 mmol), methyl perfluoroalk-2-ynoate (1.5 mmol), 80 °C, 18 h; <sup>b</sup> Isolated yield.

1) B. Krishan, O. Prakash, E. H. ElMossalamy, *Orient. J. Chem.* **2013**, 29(1), 381-388. 2) A. Budakoti, A. R. Bhat, A. Azam, *Eur. J. Med. Chem.* **2009**, 44(3), 1317-1325.

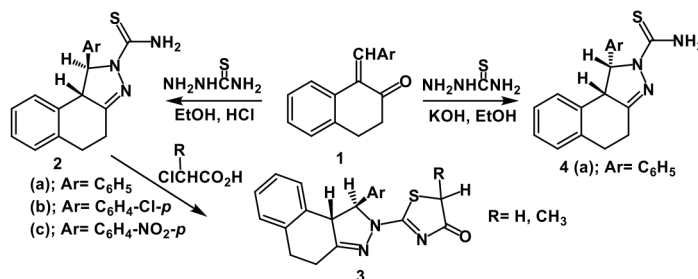
## Poster

### [0102] Regioselective Synthesis, X-ray and DFT studies of new Indazolyl-thiazole derivatives

Ram Pal Chaudhary, Deepika Gautam, Poonam Gautam

Sant Longowal Institute of Engineering and Technology, Longowal (Sangrur) Punjab, India

Fused tricyclic systems containing pyrazole moiety have shown enhanced inhibitory activity against a variety of protein kinases and been found useful in the treatment of several cell proliferative disorders. We report herein the regioselective synthesis and biological activities of some new derivatives in continuation to our work on synthesis<sup>1-3</sup> of antimicrobial agents. 1-Arylidene-2-tetralone, obtained from reaction of 2-tetralone and aromatic aldehydes, on condensation with thiosemicarbazide in acidic and alkaline medium afforded tetrahydro-2H-benzo[e]indazole-2-carbothioamide as *cis* and *trans* diastereoisomers of 1-*H* and 9b-*H* respectively. The synthesis of a new series of indazolyl-thiazol-4(5*H*)-ones from *cis* isomer and  $\alpha$ -halo acids is reported. A DFT study along with single crystal X-ray diffraction data of a representative compound is presented. The reaction of indazole-2-carbothioamides with methyl iodide, DMAD and acetic anhydride are described. Newly synthesised indazolyl-thiazol-4(5*H*)-ones were screened for their antibacterial and antifungal activities. Some of the newly synthesised derivatives have shown promising antibacterial and antifungal activities.



1) Gupta, R.; Chaudhary, R. P. J. *Mol. Struct.* **2013**, 1049, 189. 2) Gupta, R.; Chaudhary, R. P. J. *Heterocycl. Chem.* **2014**, DOI 10.1002/jhet.2098. 3) Gautam, D.; Chaudhary, R. P. *Spectrochim. Acta, Part A.* **2015**, 135, 219.

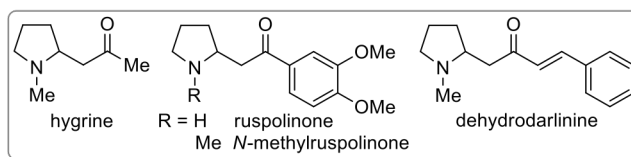
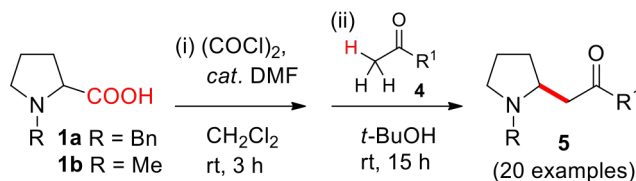
## Poster

### [0103] Biomimetic Approach toward the Total Synthesis of *rac*-2-(Acylmethylene)pyrrolidine Alkaloids

Tun-Cheng Chien

National Taiwan Normal University, Taipei, Taiwan

2-(Acylmethylene)pyrrolidine derivatives were synthesized *via* intermolecular decarbonylative Mannich reaction from various methyl ketones and 1-alkyl-1-pyrroliniums, generated *in situ* from 1-alkylprolines. This methodology features the advantages that direct formation of pyrrolinium intermediates from 1-alkylprolines and subsequent intermolecular Mannich reactions with methyl ketones could both be carried out under simple and mild conditions without the use of metal catalysts and other additives. This approach mimics the biosynthetic pathway and provides a direct access to a series of 2-(acylmethylene)-pyrrolidine alkaloids, including hygrine, *N*-methyrruspolinone, dehydrodarlinine and ruspolinone. Meanwhile, the decarbonylative Mannich reaction was also applicable to  $\pi$ -electron-excess heteroarenes as the nucleophilic counterparts. A series of pyrrole and indole derivatives underwent the decarbonylative Mannich reaction with 1-alkylprolines under the same condition to give the corresponding 1-alkyl-2-heteroarylpyrrolidines in very good yields. The reactions took place exclusively at the C2-position of pyrroles and C3-position of indoles. Further application of this methodology would be amenable to the synthesis of versatile 2-substituted pyrrolidine derivatives.

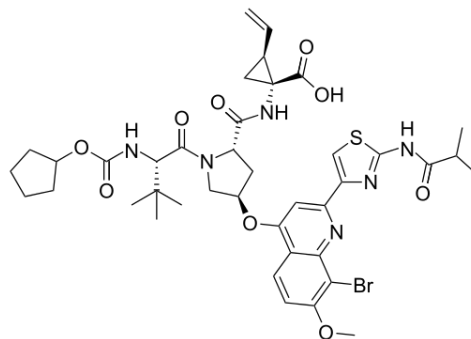


[0104] **Elucidation of the Structure and Stereochemistry of the Metabolites of the HCV Protease Inhibitor Faldaprevir**

Carl Busacca

Boehringer-Ingelheim Pharmaceuticals, Ridgefield, CT 06877, USA

Faldaprevir is an HCV Protease Inhibitor for the treatment of Hepatitis C infection. The first small molecule treatment for HCV, the macrocycle BILN 2061, was the predecessor of Faldaprevir. Human clinical isolates following administration of Faldaprevir were found to contain four major human metabolites. Elucidation of the structure of each of these metabolites was achieved through a combination of isotopic labelling, LC-NMR, HPLC-MS, global esterification/chromatography and total synthesis. Implications for the molecular-level interactions of the drug in the Cyp-3A4 active site will also be discussed.



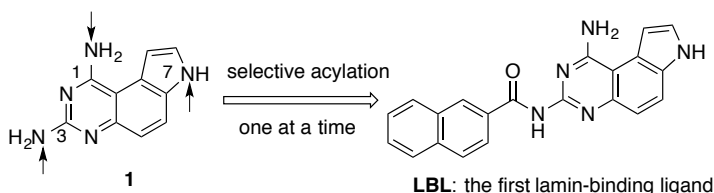
Short Talk

[0105] **Teaching an old dog new tricks: chemical biology studies of pyrroloquinazolines**

Bingbing Li, Jingjin Chen, Larry David, Xiangshu Xiao

Oregon Health & Science University, Portland, USA

7*H*-Pyrrolo[3,2-*f*]quinazoline-1,3-diamine (**1**) is a privileged chemical scaffold with significant biological activities. These include inhibition of dihydrofolate reductase (DHFR), protease-activated receptors (PAR) and protein tyrosine phosphatase 1B (PTP1B). However, the currently accessible chemical space derived from **1** is rather limited. In this presentation, we expanded the chemical space related to **1** by developing efficient methods for regioselective monoacylation at *N*<sup>1</sup>, *N*<sup>3</sup> and *N*<sup>7</sup>, respectively. With this novel methodology, a focused library of mono-*N*-acylated pyrroloquinazoline-1,3-diamines were prepared and screened for anti-breast cancer activity. The structure-activity relationship (SAR) results showed that *N*<sup>3</sup>-acylated compounds were in general more potent than *N*<sup>1</sup>-acylated compounds while *N*<sup>7</sup>-acylation significantly reduced their solubility. Among the compounds evaluated, **LBL1** possessed significantly more potent activity than **1** in MDA-MB-468 cells. More importantly, **LBL1** was not toxic to normal human cells. Further chemical biology and mechanistic studies showed that **LBL1** targets nuclear lamins to inhibit repair of double-strand DNA breaks (DSB) in breast cancer cells. The discovery of **LBL1** as the first lamin-binding ligand from a focused novel library of **1** supports that **1** is a privileged scaffold. The availability of **LBL1** should enable us to address the poorly understood molecular mechanisms of lamins in DSB repair processes.





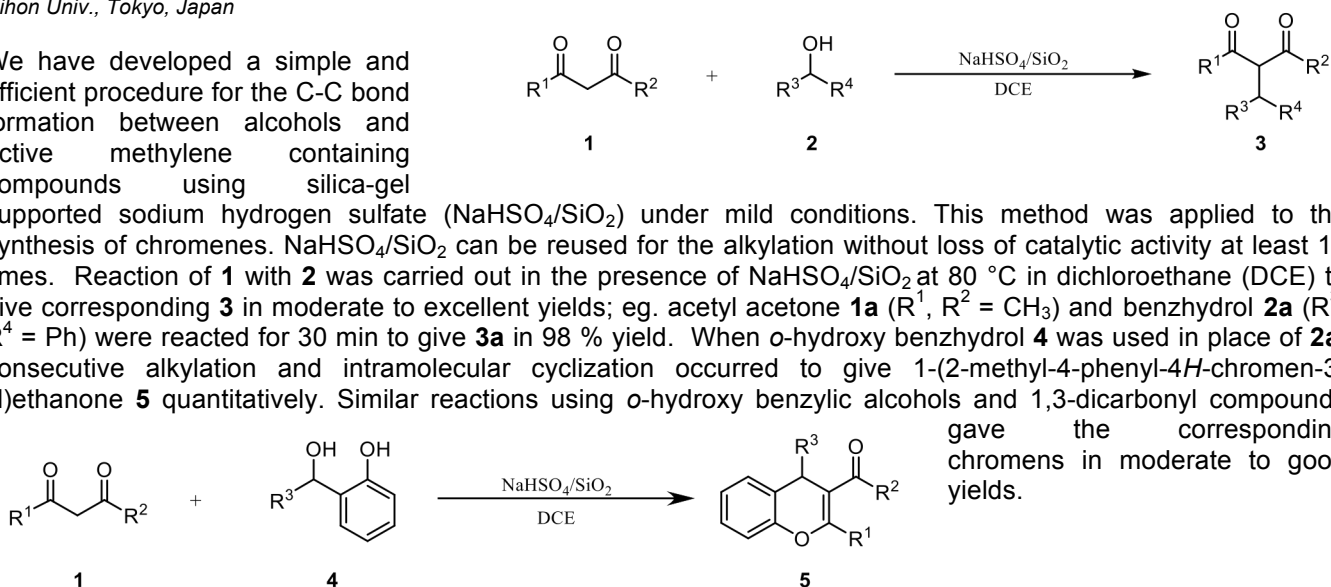
[0106] Simple and efficient alkylation of 1,3-dicarbonyl compounds and synthesis of 4*H*-chromenes using NaHSO<sub>4</sub>/SiO<sub>2</sub>

Tadashi Aoyama, Mamiko Hayakawa, Akihiko Ouchi

Nihon Univ., Tokyo, Japan

We have developed a simple and efficient procedure for the C-C bond formation between alcohols and active methylene containing compounds using silica-gel supported sodium hydrogen sulfate (NaHSO<sub>4</sub>/SiO<sub>2</sub>) under mild conditions.

This method was applied to the synthesis of chromenes. NaHSO<sub>4</sub>/SiO<sub>2</sub> can be reused for the alkylation without loss of catalytic activity at least 10 times. Reaction of **1** with **2** was carried out in the presence of NaHSO<sub>4</sub>/SiO<sub>2</sub> at 80 °C in dichloroethane (DCE) to give corresponding **3** in moderate to excellent yields; eg. acetyl acetone **1a** (R<sup>1</sup>, R<sup>2</sup> = CH<sub>3</sub>) and benzhydrol **2a** (R<sup>3</sup>, R<sup>4</sup> = Ph) were reacted for 30 min to give **3a** in 98 % yield. When *o*-hydroxy benzhydrol **4** was used in place of **2a**, consecutive alkylation and intramolecular cyclization occurred to give 1-(2-methyl-4-phenyl-4*H*-chromen-3-yl)ethanone **5** quantitatively. Similar reactions using *o*-hydroxy benzylic alcohols and 1,3-dicarbonyl compounds gave the corresponding chromens in moderate to good yields.



Short Talk

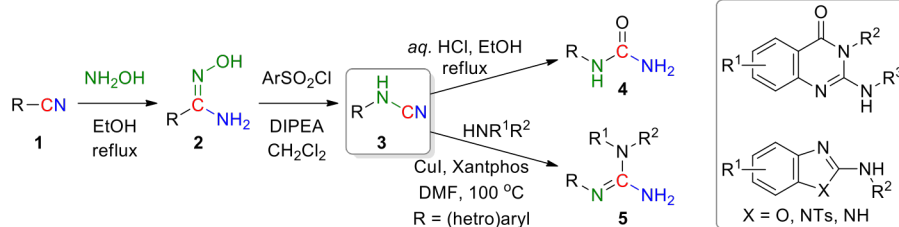
[0107] Practical Synthesis of *N*-Substituted Cyanamides as *N*-C-N Building Blocks for Heterocycle Synthesis

Tun-Cheng Chien

National Taiwan Normal University, Taipei, Taiwan

A variety of carboxamidoximes (**2**), prepared from carbonitriles with NH<sub>2</sub>OH, could react with benzenesulfonyl chlorides (TsCl or *o*-NsCl) and DIPEA to form *N*-substituted cyanamides (**3**) in very good yields. The benzenesulfonyl chlorides promoted Tiemann rearrangement of carboxamidoximes (**2**) is readily amenable for the synthesis of a wide variety of cyanamide derivatives in multi-gram scales from carbonitriles.<sup>1</sup>

Acidic hydrolysis of the *N*-substituted cyanamides (**3**) afforded the corresponding *N*-monosubstituted ureas (**4**) in good yields. The preparation of the *N*-monosubstituted ureas (**4**) could also be accomplished in a one-pot fashion effectively from carbonitriles (**1**) with comparable yields.<sup>2</sup> *N*-Alkyl-*N'*-arylguanidines (**5**) could be obtained from the reaction of *N*-arylcyanamides (**3**) with various primary and secondary alkylamines, under the catalysis of CuI and Xantphos in DMF. This methodology provides a direct access to versatile *N,N'*-disubstituted guanidine derivatives (**5**) from previously described *N*-arylcyanamides (**3**).<sup>3</sup> The application of *N*-substituted cyanamides (**3**) toward the synthesis of various heterocycles, including benzimidazoles, benzoxazoles, and quinazolinones, has also been demonstrated.



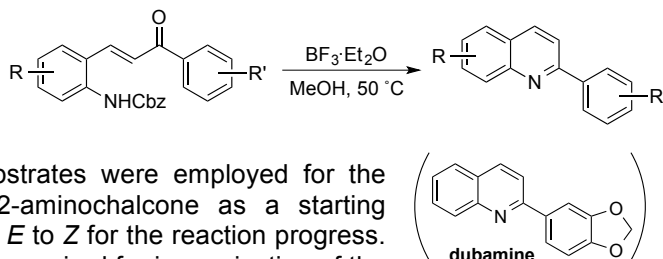
1) Lin, C.-C.; Hsieh, T.-H.; Liao, P.-Y.; Liao, Z.-Y.; Chang, C.-W.; Shih, Y.-C.; Yeh, W.-H.; Chien, T.-C. *Org. Lett.* **2014**, *16*, 892. 2) Wang, C.-H.; Hsieh, T.-H.; Lin, C.-C.; Yeh, W.-H.; Lin, C.-A.; Chien, T.-C. *Synlett*, **2015**, in press. 3) Zeng, C.-J.; Chen, C.-J.; Chang, C.-W.; Chen, H.-T.; Chien, T.-C. *Aust. J. Chem.* **2014**, *67*, 1134.

[0108] **Formation of quinoline skeleton from chalcone: The effect of amino protective group to the reactivity of 2-aminochalcones**

Tomohiro Maegawa, Akira Nakamura, Yasuyoshi Miki

Kinki University, Osaka, Japan

A number of natural products and drugs with quinoline skeleton have useful bioactivities such as antibacterial, anticancer and so on. Many synthetic methods for quinoline syntheses have been reported, and various substrates were employed for the precursor of quinolines. In the case of non-protected 2-aminochalcone as a starting material,<sup>1,2)</sup> it is necessary to isomerize olefin geometry from *E* to *Z* for the reaction progress. The reaction conditions such as  $h\nu$ <sup>1)</sup> or NIS,<sup>2)</sup> therefore, were required for isomerization of the olefin in situ in addition to cyclization. During the study for the reactivity of 2-aminochalcones, we found that the protecting group on amino function significantly affected the reactivity of 2-aminochalcone and *N*-Cbz-2-aminochalcones were cyclized to give the corresponding quinoline by treatment with  $\text{BF}_3 \cdot \text{Et}_2\text{O}$ . Other *N*-protected 2-aminochalcone was not suitable for this reaction, although *N*-COCF<sub>3</sub> 2-aminochalcones were effective for the formation of indole ring via the rearrangement reaction by hypervalent iodine reagent. The substrates bearing electron-donating or withdrawing substituents on aromatic ring successfully underwent the cyclization reaction to give the quinolines under the conditions. This method was applicable to the synthesis of dubamine, which was isolated from plant and has antibacterial activity.



1) T. Horaguchi *et al. J. Heterocyclic Chem.* **2002**, 39, 61. 2) K. Okuma *et al. Bull. Chem. Soc. Jpn.* **2007**, 80, 1824.

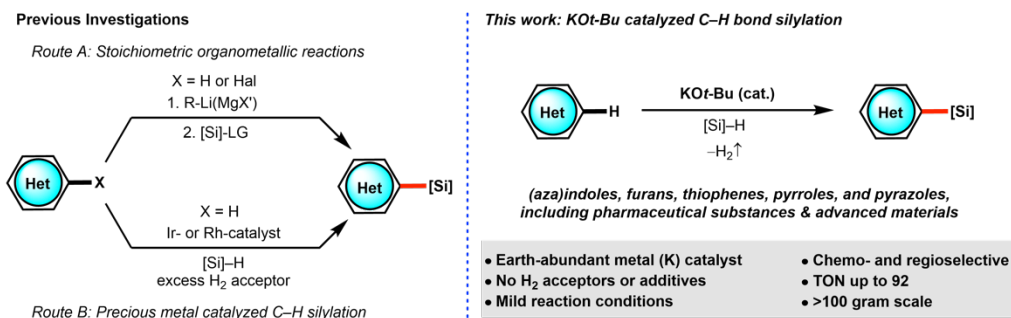
Short Talk

[0109] **Cross-dehydrogenative C–H Bond Silylation of Aromatic Heterocycles by an Earth-abundant Metal Catalyst**

Anton Toutov, Wen-Bo Liu, Kerry Betz, Alexey Fedorov, Brian Stoltz, Robert Grubbs

Caltech, Pasadena, CA., USA

Arylsilanes are of great interest in the fields of organic electronics and photonics, medicinal chemistry, and complex molecule synthesis due to the unique physicochemical features of the aromatic carbon-silicon (C–Si) bond. We have recently discovered a mild and regioselective C–H bond functionalization of aromatic heterocycles catalysed by a plentiful and inexpensive Earth-abundant metal salt [1]. The method enables the direct silylation of heteroaryl C(*sp*<sup>2</sup>)–H bonds that both obviates the need for expensive precious metal catalysts and overcomes various limitations of previous methods. Applications to materials science and to the late-stage derivatization of pharmaceutical substances will be presented.



[1] Toutov *et al. Nature* **2015**, 518, 80.

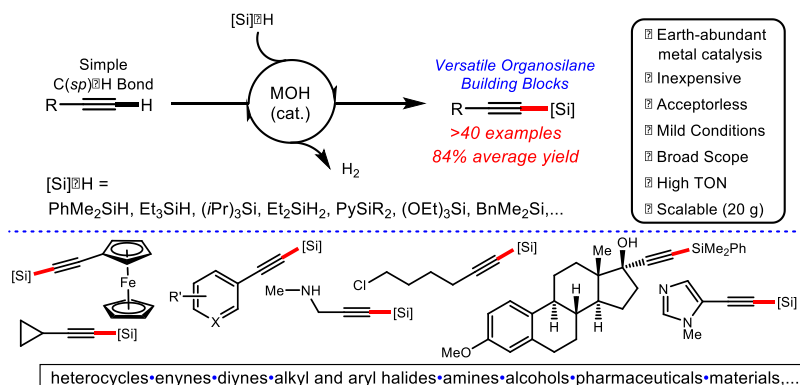
## Poster

### [0110] Cross-dehydrogenative silylation of non-aromatic C–H bonds by an Earth-abundant metal catalyst

Anton Toutov, Kerry Betz, Wen-Bo Liu, Brian Stoltz, Robert Grubbs

California Institute of Technology, Pasadena, CA, USA

A cross-dehydrogenative C–H bond functionalization of non-aromatic systems employing readily available and inexpensive Earth-abundant metal catalysts is described. The method allows for the direct coupling of a C(sp)–H bond and silane Si–H bond to furnish the corresponding C–Si bond in a single step. The catalysis is scalable and proceeds under mild conditions, in the absence of hydrogen acceptors or other additives, and liberates dihydrogen as the byproduct. The scope of the method is broad, enabling the direct silylation of aromatic and aliphatic acetylenes in the presence of a wide array of crucial functional groups such as electron rich and electron deficient aromatic heterocycles,  $\pi$ -conjugated systems, various heteroatoms, alkyl- and aryl halides, alcohols and amines, strained rings, and organometallic scaffolds. Substrate classes that are challenging to activate by classical stoichiometric deprotonations or with state-of-the-art transition metal catalysis strategies are functionalized in good yields. Applications to pharmaceuticals and materials science, multi-component couplings, and directing group chemistries highlight the broad utility and remarkable scope of this catalytic C–H functionalization method across multiple disciplines.

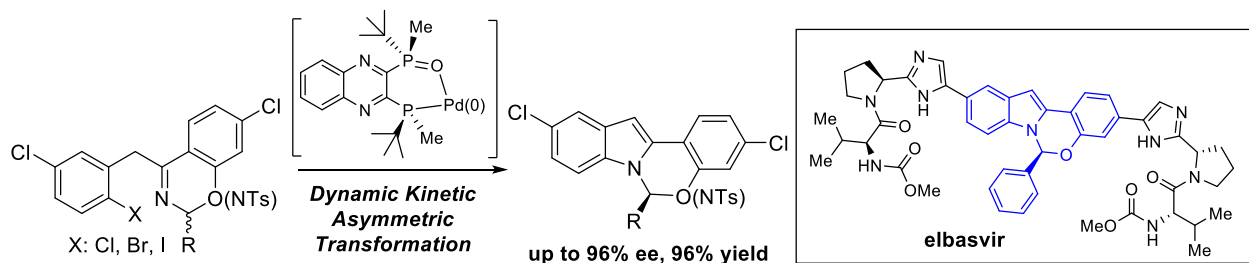


## Short talk

### [0112] Enantioselective Synthesis of Hemiaminals via Pd-Catalyzed C–N coupling with Chiral Bisphosphine Mono-Oxides

Hongming Li, Kevin Belyk, Jingjun Yin, Qinghao Chen, Alan Hyde, Matthew Tudge, Louis-Charles Campeau, Kevin Campos

Merck, Department of Process Chemistry, Rahway, NJ, USA



A novel asymmetric synthesis of fully functionalized chiral *N,O*- and *N,N*-acetals has been developed. The reaction tolerates a wide range of aromatic and aliphatic substituents at the stereochemically labile aminal position. Starting from racemic starting materials, the desired products are obtained in high yield and enantiomeric excess. Additionally, we will discuss our investigations towards understanding the mechanistic aspects of this reaction. With the implementation of high-throughput experimentation, the current method was quickly developed and implemented to provide a highly efficient synthesis of a late stage drug candidate.

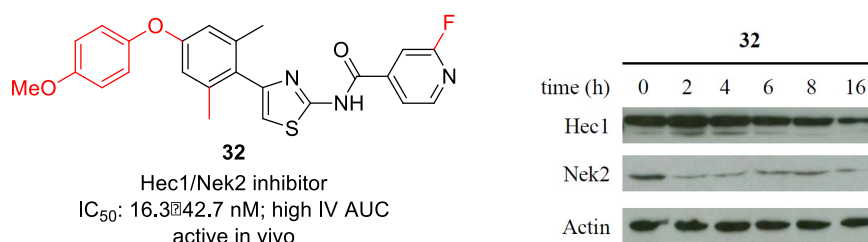
## Poster

### [0113] Discovery of 4-Aryl-N-arylcarbonyl-2-aminothiazoles as Hec1/Nek2 Inhibitors. Part I: Optimization of In Vitro Potencies and Pharmacokinetic Properties

Jiann-Jyh Huang

Department of Applied Chemistry, National Chiayi University, Chiayi City, Taiwan

A series of 4-aryl-N-arylcarbonyl-2-aminothiazoles of scaffold **4** was designed and synthesized as Hec1/Nek2 inhibitors. Structural optimization of **4** led to compound **32** bearing C-4' 4-methoxyphenoxy and 4-(o-fluoropyridyl)carbonyl groups that showed low nanomolar in vitro antiproliferative activity ( $IC_{50}$ : 16.3–42.7 nM), high IV AUC (64.9  $\mu\text{M}\cdot\text{h}$ , 2.0 mg/Kg) in SD rat, and significant in vivo antitumor activity (T/C = 32%, 20 mg/Kg, IV) in mice bearing human MDA-MB-231 xenografts. Cell responses due to Hec1/Nek2 inhibition were observed in cells treated with **32**, including a reduced level of Hec1 co-immunoprecipitated with Nek2, degradation of Nek2, mitotic abnormalities, and apoptosis. Compound **32** showed selectivity of cancer cells over normal phenotype cells and was shown to be inactive in a [ $^3\text{H}$ ]astemizole competitive binding assay for hERG liability screening. Therefore, **32** served as a good lead in our discovery of a preclinical candidate targeting Hec1/Nek2 interaction.



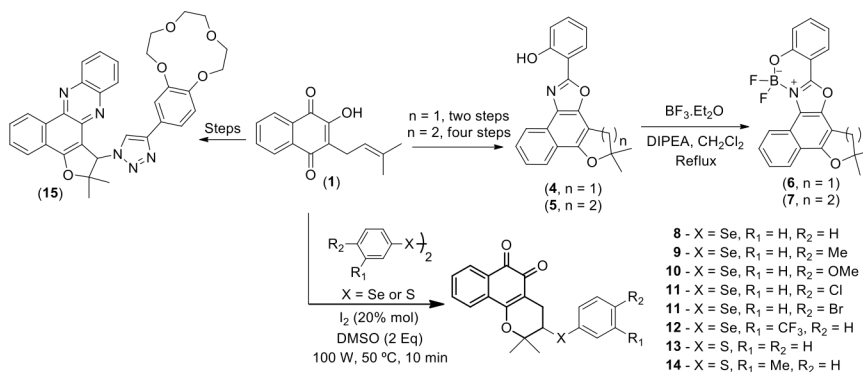
## Short talk

### [0114] Structural Modifications of Quinoidal Molecules towards Bioactive and Fluorescent Heterocycles

Gleiston Dias<sup>1</sup>, Brenno Neto<sup>2</sup>, José Corrêa<sup>2</sup>, Claudia Pessoa<sup>3</sup>, Bruno Cavalcanti<sup>3</sup>, Antonio Braga<sup>4</sup>, Solange de Castro<sup>5</sup>, Rubem Menna-Barreto<sup>5</sup>, Eufânio da Silva Júnior<sup>1</sup>

<sup>1</sup>Federal University of Minas Gerais, Belo Horizonte, Minas Gerais, Brazil, <sup>2</sup>University of Brasília, Brasília, Distrito Federal, Brazil, <sup>3</sup>Federal University of Ceará, Fortaleza, Ceará, Brazil, <sup>4</sup>Federal University of Santa Catarina, Florianópolis, Santa Catarina, Brazil, <sup>5</sup>Oswaldo Cruz Foundation, Rio de Janeiro, Rio de Janeiro, Brazil

Over the past five years, our group has employed in design, synthesis and optimization of new heterocyclic compounds with different biological applications.<sup>1,3</sup> In this context, we revealed the synthesis and the biological evaluations (e.g. bioimaging, cellular uptake and dynamics in living cells) of some new fluorescent oxazoles and their boron complexes which have allowed for selectively visualizing the whole endocytic pathway. The target compounds were characterized by spectroscopic analyses, single crystal X-ray, photophysics and DFT calculations. In addition, a straightforward synthesis of chalcogen-containing  $\beta$ -lapachones with trypanocidal and antitumor activities and a new probe for alkaline metals are also described from lapachol, an affordable naturally occurring naphthoquinone.



1. da Silva Júnior, E. N. et al.; *Bioorg. Med. Chem.* **2012**, *20*, 6482; 2. da Silva Júnior, E. N. et al.; *Eur. J. Med. Chem.* **2013**, *69*, 678; 3. da Silva Júnior, E. N. et al.; *Eur. J. Org. Chem.* **2015**, 703.

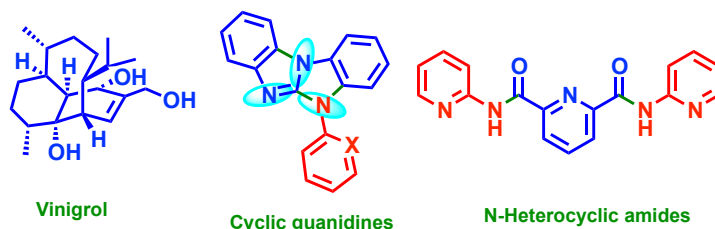
## Invited

### [0116] Domino Strategies for Syntheses of Natural Products and New Molecular Scaffolds

Krishna Kaliappan

Indian Institute of Technology Bombay, Mumbai, Maharashtra, India

Our group has been engaged in designing simple and efficient domino strategies for the syntheses of natural products and natural product like molecules. In this lecture, our efforts leading to syntheses of vinigrol, cyclic guanidines and *N*-heterocyclic amides will be discussed in details. Vinigrol, a unique diterpene, containing the decahydro-1,5-butanonaphthalene carbon



skeleton has been shown to exhibit a broad spectrum of biological activity. Besides the multiple sites of oxygenation, vinigrol contains a tricyclic core having a *cis*-fused [4.4.0] system bridged by an eight-membered ring and eight contiguous stereocenters. We recently reported an enantioselective formal synthesis of vinigrol, involving a **1-2-3 strategy (one pot and 2-reactions with the formation of 3-rings)**, leading to the core structure of vinigrol from its stereochemically well-defined acyclic precursor. The cyclic guanidines and *N*-heterocyclic amides are important structural units present in biologically active drug molecules. However, the existing methods suffer from harsh conditions, narrow functional group tolerance, poor atom economy, low yielding and so; it warrants an efficient protocol for their syntheses. We have developed a one-pot Cu-catalyzed cascade routes to these unique cyclic guanidines and *N*-heterocyclic amides from readily available starting materials.

## Invited

### [0117] Synthesis of azabicyclic natural product analogues aiming at biological activity

Christian Stevens, Thomas Heugebaert, Melissa Vanoverveldt, Iris Wauters

Ghent University, Gent, Belgium

Many natural products with interesting biological activity contain azabicyclic or bridged nitrogen containing scaffolds. These conformationally restricted compounds are characterised by a considerable ring strain which may complicate ringclosing reactions. The lecture will discuss ringclosing methodology for the synthesis of several classes of azabicyclic and azamulticyclic derivatives designed towards agrochemical or medicinal applications. A dynamic ring closure has been developed for the synthesis of 7-azabicyclo[2.2.1]heptanes. This skeleton is present in epibatidine, a very active analgesic compound isolated from the skin of the Ecuadorian frog *Epipedobates tricolor*. Its potency was proven to be 200-fold higher than morphine, however epibatidine cannot be used clinically because of its high toxicity. Different classes of epibatidine analogues have been prepared trying to minimize toxicity while maintaining the analgesic properties. Gold catalysed ring closing reactions have been developed for the synthesis of functionalised isoindoles, dehydrothiazoles and pyrroles. The ring closing involves a 5-exodig cyclization, followed by a [1,3]-alkyl shift and a [1,5]-H shift. Diketopiperazines are well recognized as an important moiety in medicinal active secondary metabolites of plants. We developed a new cyclization for the straightforward synthesis of constrained diketopiperazine analogues of the brevianamide family. This new class of analogues with a 3,5-bridged structure and bearing an  $\alpha$ -chloro amine function allows the synthesis of a library of compounds using a variety of nucleophiles. We also performed ab initio calculations to get insight on the mechanism of the DKP-tryptophane ring closure.

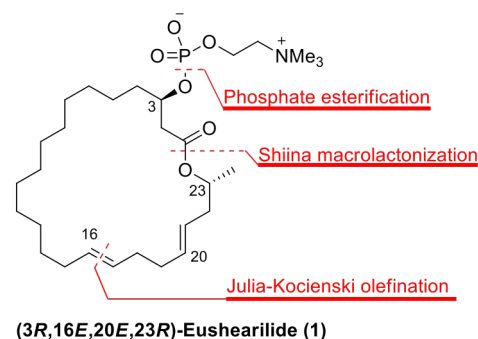
## Poster

### [0118] Total synthesis of (3*R*,16*E*,20*E*,23*R*)-eushearilide

Takayasu Yamauchi, Yuya Karino, Kaori Kumagai, Hironori Yoshizawa, Yuka Ebisawa, Minoru Kobayashi, Tatsuya Motegi, Shigeru Sasaki, Kimio Higashiyama

Hoshi University, Tokyo, Japan

Eushearilide is antifungal activity against various fungi and yeasts including the human pathogens *Aspergillus fumigatus*, *Trichophyton* sp. and *Candida* sp. The structure of **1** comprises a novel 24-membered macrolide with two chiral carbons of unknown configuration and non-conjugated double bonds and possesses phosphate diester attached to choline at C3 hydroxyl group. To determine the absolute configuration of two chiral carbon, we synthesized two diastereomers of **1** with different chirality at C23 and compared the spectroscopic properties of natural product with those of synthetic diastereomers. Those were not completely identical to the only chemical shifts of C14–C18 in  $^{13}\text{C}$  NMR spectrum. Therefore, we speculated the geometry of double bond at 16 position of the natural product was *trans*, *E*-form. The total synthesis of the third diastereomer having both dipolar ionic choline phosphate chain and lipophilic 24-membered macrolide skeleton was achieved. The *cis* selective coupling of two long chains by Julia-Kocienski olefination set C16 geometry. Macrolactonization of seco acid using Shiina reagent was performed the heterocycle in high yield. Finally, by installing choline phosphate in the C3 hydroxyl group was converted to the target molecule (3*R*,16*E*,20*E*,23*R*)-**1**.



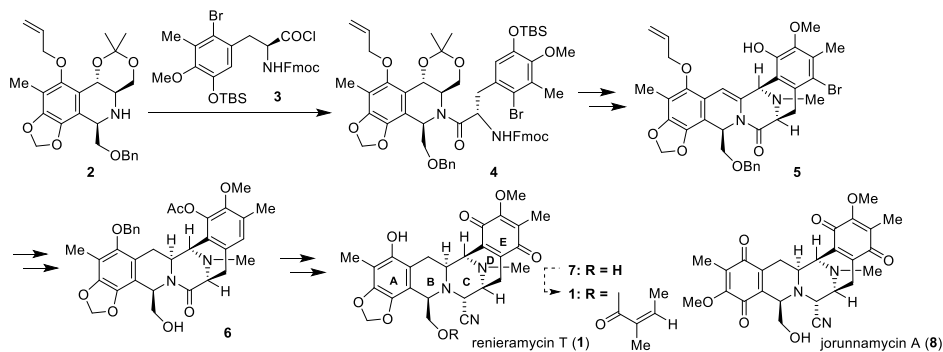
## Poster

### [0119] Synthetic Studies on a Total Synthesis of Antitumor Renieramycin T

Masashi Yokoya<sup>1</sup>, Ryoko Toyoshime<sup>1</sup>, Naoki Saito<sup>1</sup>, Vy Le<sup>2</sup>, Robert M. Williams<sup>2</sup>

<sup>1</sup>Department of Pharmaceutical Sciences, Meiji Pharmaceutical University, Kiyose, Japan, <sup>2</sup>Department of Chemistry, Colorado State University, Colorado, USA

Renieramycin T (**1**) has been found from Thai blue sponge *Xestospongia* sp. as a very minute constituent in 2009. It is a first entry of antitumor bis-1,2,3,4-tetrahydroisoquinolinequinones that has a novel hybrid structure of ecteinascidins and renieramycins.<sup>1)</sup> We studied a total synthesis of **1** from **2**, which was prepared using a radical cyclization reaction as crucial key steps.<sup>2)</sup> Condensation of **2** with an acyl chloride **3** (as an *E*-ring component) gave amide **4**. Double cyclization of **4** into the pentacyclic framework **5** has been succeeded in several steps. Regioselective oxidation of the benzyl protected phenol **5**, followed by converting an amide carbonyl of **6** into an aminonitrile by partial hydride reduction, and introduction a cyano group sequence produced the primary alcohol **7**. This structure was identified with the authentic sample prepared from jorunnamycin A (**8**) under our original photochemical transformation. We are transforming **7** into **1**.



1) Daikuhara N.; Tada Y.; Yamaki S.; Charupant K.; Amnuoyopol S.; Suwanborirux K.; Saito N. *Tetrahedron Lett.*, **50**, 4276-4278 (2009). 2) Fishlock, D.; Williams, R. M. *Org. Lett.*, **8**, 3299-3301 (2006).

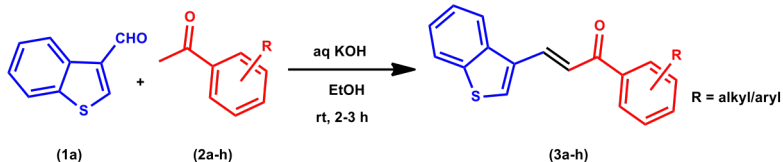


## Poster

### [0120] Study on interaction of novel heteroaryl chalcones with calf thymus DNA using molecular docking and spectroscopic techniques

Paresh N Patel, Anju Chadha

Indian Institute of Technology Madras, Chennai, India



A series of new heteroaryl chalcone conjugates [Scheme 1, 3a-h] have been synthesized by Claisen–Schmidt condensation reactions of various substituted acetophenones (2a-h) with benzo[b]thiophene-3-carbaldehyde (1a). The heteroaryl chalcone conjugates thus obtained were characterized by IR,  $^1\text{H}$  NMR,  $^1\text{H}$ - $^1\text{H}$  COSY,  $^{13}\text{C}$  NMR, mass spectral analyses and single crystal XRD data and were found to be thermally stable up to 300 °C. A large number of hybrid chalcones reportedly show anticancer activity [1,2]. In this study, automated docking was used to determine the orientation of the synthesised chalcones that bind to the CT-DNA [d(CGCGAATTCG CG)<sub>2</sub> dodecamer (PDB ID: 1BNA)] obtained from the Protein Data Bank. Binding of these chalcones was studied using computational methods and biophysical studies. The results obtained from the binding study of the prepared compounds with CT-DNA at physiological pH will be presented along with molecular docking.

1. V Markovi, et al, *Eur J Med.Chem*; 89 (2015) 401. 2. C H Tseng, et al, *Eur J Med Chem*; 59 (2013) 274.

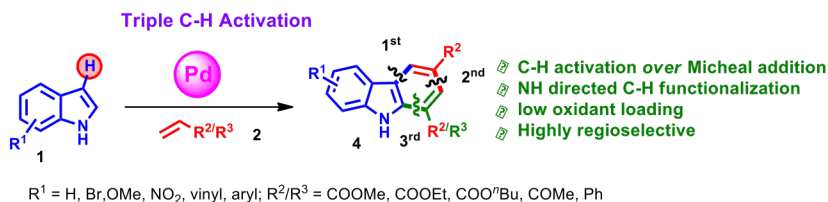
## Short Talk

### [0121] Indole Directed C-H Activation: Direct Synthesis of Functionalized Carbazoles from Indoles via Triple C-H Activation

Akhilesh Verma

Department School of Physical Sciences (SPS), Jawaharlal Nehru University, Delhi-119967, India, New Delhi, India

Synthesis of small heterocyclic molecules in terms of selectivity, operational simplicity, functional group tolerance and environmental sustainability are in constant demand as majority of drugs; drug-like compounds contain hetero atom at their core. Since the discovery of the first intermolecular alkenylation (discovery of first C-H activation) by Fujiwara and Moritani in 1967.<sup>1</sup> Literature revealed that second successive alkenylation on alkene obtained by the first oxidative Heck is still unknown. In continuation of our ongoing work on the coupling reactions using in-house developed ligands<sup>2</sup> in this presentation I would like to discuss about our recent success on the synthesis of highly functionalized carbazoles from NH-indoles via palladium-catalyzed triple successive C-H activation.



1. (a) Moritani, I.; Fujiwara, Y. *Tetrahedron Lett.* **1967**, 12, 1119. (b) Fujiwara, Y.; Moritani, I.; Matsuda, M.; Teranishi, S. *Tetrahedron Lett.* **1968**, 5, 633

2. (a) Verma, A. K.; Kesharwani, T.; Singh, J.; Tandon, V.; Larock, R. C. *Angew. Chem. Int. Ed.* **2009**, 48, 1138. (b) Verma, A. K.; Jha, R. R.; Chaudhary, R.; Tiwari, R. K.; Reddy, K.S.K.; Danodia, A. *J. Org. Chem.* **2012**, 77, 8191. (c) Verma, A. K.; Joshi, M.; Singh, V. P. *Org. Lett.* **2011**, 13, 1630. (d) Joshi, M.; Patel, M.; Tiwari, R.; Verma, A. K. *J. Org. Chem.* **2012**, 77, 5633. (e) Verma A. K.; Jha, R. R.; Chaudhary, R.; Tiwari R. K.; and Danodia, A. *Adv. Syn. Cat.* **2013**, 355, 421-436. (f) Verma A. K.; Patel M.; Joshi M.; Likhari P. r.; Tiwari R. K.; Parang K. J. *Org. Chem.* **2014**, 78, 6657-6669

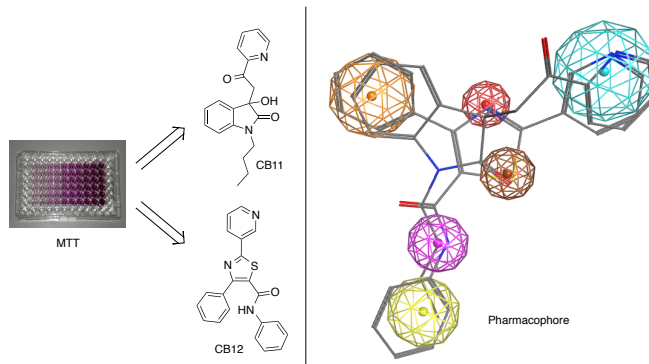
## Short Talk

### [0123] Small Molecules for Treatment of Retinal Degenerative Diseases

Christopher Lindsey<sup>1,2</sup>, Craig Beeson<sup>1,2</sup>, Baerbel Rohrer<sup>1,2</sup>, Yuri Peterson<sup>2</sup>, Nathan Perron<sup>2</sup>, Cecile Nasarre<sup>2</sup>, Mausumi Bandyopadhyay<sup>2</sup>, Richard Comer<sup>1</sup>, Kimberly Casali<sup>1</sup>

<sup>1</sup>MitoChem Therapeutics Inc., Charleston, SC, USA, <sup>2</sup>Medical Univ. of South Carolina, Charleston, SC, USA

Retinitis Pigmentosa (RP) is a family of progressive retinal degenerative diseases that effects small populations. The diseases are associated with many different genes hindering drug development – there are currently no treatments. We have hypothesized that metabolic stress is downstream to many of the gene mutations. Recently, a high throughput screen (HTS) was developed under conditions that mimic RP.<sup>1</sup> Hits from this primary screen were then subjected to a second assay that measures mitochondrial flux capacity, addressing the oxidative stress component affiliated with this neurodegenerative process. Two of these hits, CB11 and CB12, come together to form a pharmacophore from which novel chemical entities were synthesized. From these efforts, a small panel of analogs were developed and tested as a means to optimize protection of mitochondria from metabolic stress. Achieving cellular protection via the cell's "power house" offers a novel approach towards treating this disease and the potential for addressing other pathologies where mitochondria are part of the degenerative process.



Beeson, Craig Cano; Rohrer, Baerbel; Perron, Nathan R. Compositions and methods for the treatment of degenerative diseases PCT Int. Appl. (2011), WO 2011119869 A1 20110929

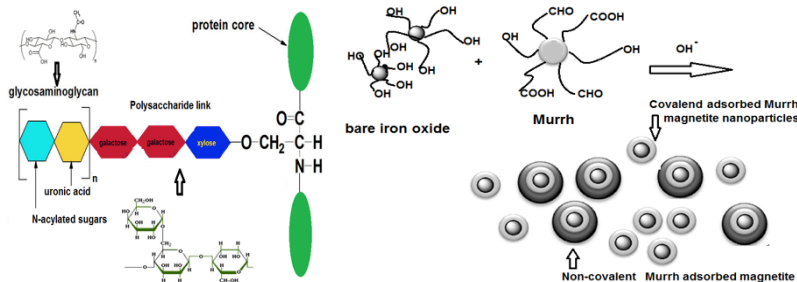
## Short Talk

### [0124] Production of Antimicrobial Silver and Magnetite nanoparticles Using Natural Products based on Rosin And Murrh Gums<sup>[1]</sup>

Hamad Al-lohedan

King Saud University, Riyadh, Saudi Arabia

In the present study, new silver and magnetic nanoparticles were prepared using modified cationic, nonionic surfactants and amino-amidoximes based on rosin as natural products<sup>[2, 3]</sup>. The produced modified rosin surfactants and amino-amidoximes were used as capping agents for magnetite nanoparticles to prepare hydrophobic coated magnetic powders<sup>[4-6]</sup>. Water soluble carbohydrates produced from Murrh natural gum were used to produce capped magnetite and silver nanoparticles as natural gums. A new class of monodisperse amphiphilic magnetite and silver nanoparticles were prepared by a simple and inexpensive green method. The structure and morphology of magnetite and silver capped with modified rosin and Murrh gums were characterized by Fourier transform infrared spectroscopy (FTIR), X-ray diffraction (XRD), transmission electron microscopy (TEM), zeta potential, thermogravimetric analysis (TGA) and dynamic light scattering (DLS). The magnetic properties were determined from vibrating sample magnetometer (VSM) analyses. These prepared silver and magnetite nanoparticles were tested as bioactive nanosystems and their antimicrobial effects were investigated.



<sup>1</sup> under preparation; <sup>2</sup> A. M. Atta, H. A. Al-Lohedan, S. A. Al-Hussain, *Int. J. Mol. Sci.* **2015**, *16*(4), 6911-693; <sup>3</sup> A. M. Atta, H. A. Al-Lohedan, S. A. Al-Hussain, *Molecules* **2014**, *19*(8), 11263-1127; <sup>4</sup> A. M. Atta, G. A. El-Mahdy, H. A. Al-Lohedan, S. A. Al-Hussain, *Int. J. Mol. Sci.* **2014**, *15*(4), 6974-6989; <sup>5</sup> G. A. El-Mahdy, A. M. Atta, H. A. Al-Lohedan, *J. Taiw. Instit. Chem. Eng.*, **2014**, *45*, 1947-1953; <sup>6</sup> M. Ali, H. A. Al-Lohedan, A. M. Atta, A. O. Ezzat, S. A. Al-Hussain, *J. Mol.*, **2015**, *204*, 248-254.



## Poster

### [0125] A novel [3+2] cycloaddition reaction of allenoate and isoquinoline

Xueshun Jia, Zhiqiang Liu, Jian Li

Shanghai University, Shanghai, China

Allenoate has received significant interests in organic synthesis due to its facile preparation and versatile reactivity.<sup>1</sup> For instance, the nucleophilic addition and electrophilic addition reactions with a wide range of substances as well as rearrangements have been well documented. In particular, they were proven to be valuable building blocks in many types of cycloaddition reactions.<sup>2</sup> In this field, phosphine-catalyzed cycloaddition reaction is of great interest due to simple reagent and structural diversity of the adduct. In 2011, we have reported a [2+2+1] cycloaddition involving allenoate by using isocyanide as nucleophile instead of phosphine.<sup>3</sup> In such case, the allenoate and electron-deficient carbonyl-containing isatin in the presence of isocyanide gave a quick access to spirooxindole. As a continuation of our ongoing research, Herein we wish to report that the blending of isoquinoline and allenoate can give a quick access to polycyclic skeletons, which involves an unusual [3+2] cycloaddition. Notably, flexibility of this method allows the rapid synthesis of polycyclic framework with high efficiency. The mechanistic proposal indicates that proton transfer take place to induce the unusual [3+2] cycloaddition in the presence of nitrogen-containing base. This method is also distinguished by its convenient experimental set-up and excellent atom-economy. As a result, the present protocol has potential to be applied in medicinal and synthetic chemistry.

1. For reviews, see: (a) Hashmi, A. S. K. *Angew. Chem., Int. Ed.* **2000**, 39, 3590-3593. (b) López, F.; Mascareñas, J. L. *Chem. Soc. Rev.* **2014**, 43, 2904-2915. 2. (a) Danis, J.-B.; Masson, G.; Retailleau, P.; Zhu, J. *Angew. Chem., Int. Ed.* **2011**, 50, 5356-5360. Clavier, H.; Jeune, K. L.; de Raggi, I.; Tenaglia, A.; Buono, G. *Org. Lett.* **2011**, 13, 308-311. 3. Li, J.; Liu, Y. J.; Li, C. J.; Jia, X. S. *Chem. Eur. J.* **2011**, 17, 7409-7413.

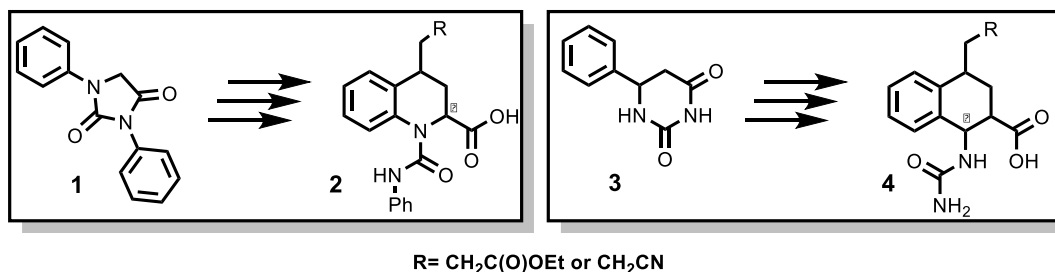
## Poster

### [0126] Design of a free radicals process, based on xanthates chemistry, to produce new synthetic and optically actives ( $\alpha$ and $\beta$ ) amino acids

Luis Germán López-Valdez, Holber Zuleta-Prada, Benito Reyes-Trejo, Diana Guerra-Ramirez

Universidad Autónoma Chapingo, Texcoco, Estado de México, Mexico

The synthesis of  $\beta$ -amino acids optically actives, is still a challenge in organic synthesis. In recent years, has been reported a series of different mechanisms of synthesis to obtain  $\beta$ -amino acids and derivatives efficiently. Nevertheless, few of them are based on using chemo-enzymatic process. Indeed, several methodologies have been developed to produce  $\alpha$  and  $\beta$  amino acids optically actives, among them are: kinetic resolutions with synthetic catalyst, bio-catalytic process to isomerize  $\alpha$  to  $\beta$  amino acids. Here in, we report a methodology to produce  $\alpha$  and  $\beta$  amino acids, though reactions of allylation, radical addition cyclization-oxidation and the possible enzymatic hydrolysis using hydantoinases from legume. We used the Hydantione **1** and Dihydrouracil **3**, which after allylation, in the ( $-\text{CH}_2-$ )  $\alpha$ -carbonyl position, followed by a radical cascade addition cyclization-oxidation, and submitted to enzymatic conditions, to obtain the hydrolysed products  $\alpha$  and  $\beta$  amino acids precursors **2** and **4**, (Scheme. 1).



Scheme 1. General scheme of the methodology

## Short Talk

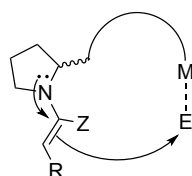
### [0127] Merging Enamine Catalysis with Hard Metal Lewis Acid Catalysis for Asymmetric Organic Transformations

Hong Wang<sup>1</sup>, Zhenghu Xu<sup>2</sup>, Yongming Deng<sup>1</sup>, Philias Daka<sup>1</sup>

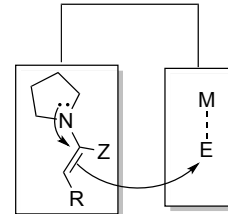
<sup>1</sup>Miami University, Oxford, Ohio, USA, <sup>2</sup>Shandong University, Jinan, China

The combination of organocatalysis with metal catalysis is an emerging field, aiming to achieve organic transformations that cannot be achieved through organocatalysis or metal catalysis alone. My research group has been engaged in developing new asymmetric reactions through combining enamine catalysis with hard metal Lewis acid catalysis. The biggest challenge in combining enamine catalysis with hard metal Lewis acid catalysis is the acid-base quenching reaction leading to catalyst inactivation. In this talk, I will present two strategies developed in our laboratory to synergistically incorporate enamine catalysis with hard metal Lewis acid catalysis. The first strategy is to use competition coordination to solve the critical acid-base quenching problem; the second strategy is to use the inversion of soft/hard approach to solve the acid-base quenching problem. Using these two strategies, we have developed a number of new asymmetric reactions including inverse-electron-demand asymmetric oxo-Diels-Alder reaction of ketones and multicomponent aza-Diels-Alder reaction of ketones.

Bifunctional enamine/metal Lewis acid catalysis



Synergistic enamine/metal Lewis acid catalysis



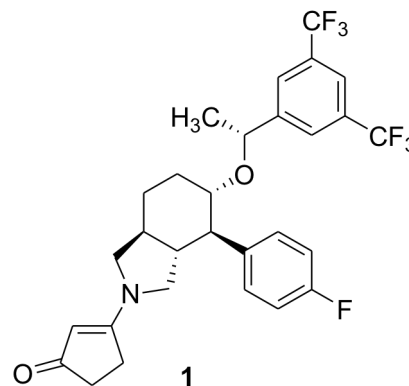
## Invited

### [0129] Synthesis of a Highly Functionalized Octahydro-Isoindole-Based NK1 Receptor Antagonist

Jeff Kuethe

Merck & Co., Inc., Rahway, New Jersey, United States Minor Outlying Islands

Primarily associated with sensory neurons and located within specific areas of the central nervous system (CNS), neurokinin-1 (NK-1) is a member of the seven-transmembrane G-protein-coupled receptor family. The tachykinin peptide Substance P is the natural ligand for NK-1 and has been implicated in the pathophysiology of a wide range of diseases including anxiety, asthma, cystitis, emesis, inflammatory bowel disease, migraine, movement disorders, pain, and psoriasis. Merck has identified an octahydro-isoindole-based compound **1** which has significant binding affinity (sub-nanomolar) for the hNK-1 receptor. Compound **1** contains five stereocenters: a central core possessing four contiguous all-*trans* stereocenters, a pendent bis(trifluoromethyl)benzylic ether, and a cyclopentenone moiety. In order to fully evaluate this compound, an efficient and practical synthesis was required which would allow for the preparation of multi-kilogram quantities to support both pre-clinical and clinical development. Key to the success of the preparation of **1** was control of the relative and absolute stereochemistry. This presentation will address the evolution of a highly efficient asymmetric synthesis of **1**.



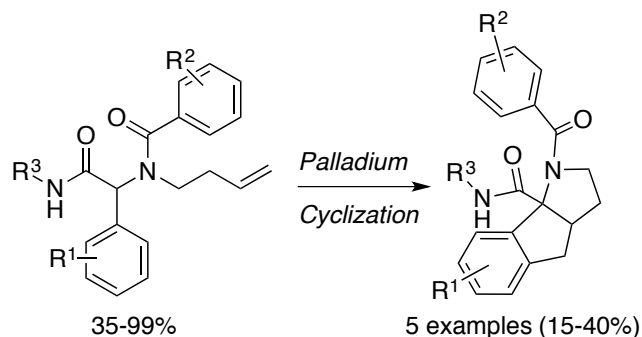
## Poster

### [0130] Sequential Ugi/Palladium-Catalyzed Aerobic Oxidative Cyclization: novel TetrahydroIndeno[1,2-b]Pyrrolidines Synthesis.

Tannya R. Ibarra-Rivera<sup>1</sup>, Ma. Rocio Gamez-Montano<sup>2</sup>, Eugenio Hernandez-Fernandez<sup>1</sup>, Veronica M. Rivas-Galindo<sup>1</sup>, Manuel A. Renteria-Gomez<sup>2</sup>, Orlando Escalon Campos<sup>1</sup>, Noemi Herminia Waksman de Torres<sup>1</sup>

<sup>1</sup>Universidad Autonoma de Nuevo Leon, Monterrey, Nuevo Leon, Mexico, <sup>2</sup>Universidad de Guanajuato, Guanajuato, Guanajuato, Mexico

The general strategy of combining multicomponent reaction with post-condensation reactions has been successfully used to prepare a wide variety of drug-like heterocycles. This communication discloses a novel synthesis of TetrahydroIndeno[1,2-b]Pyrrolidines by a two step Ugi multicomponent reaction/Palladium oxidative cyclization sequence. As usual Ugi adducts were obtained in good to high yields and palladium oxidative conditions afforded the cyclized products in moderate yield. Five new TetrahydroIndeno[1,2-b]Pyrrolidines were synthesized using two powerful reactions in which 6 new chemical bonds were formed.



R<sup>1</sup> = H, *p*-Cl, *p*-NO<sub>2</sub>  
 R<sup>2</sup> = *o*-NO<sub>2</sub>, *p*-NO<sub>2</sub>, *o*-F  
 R<sup>3</sup> = *tert*-Butyl, Cyclohexyl

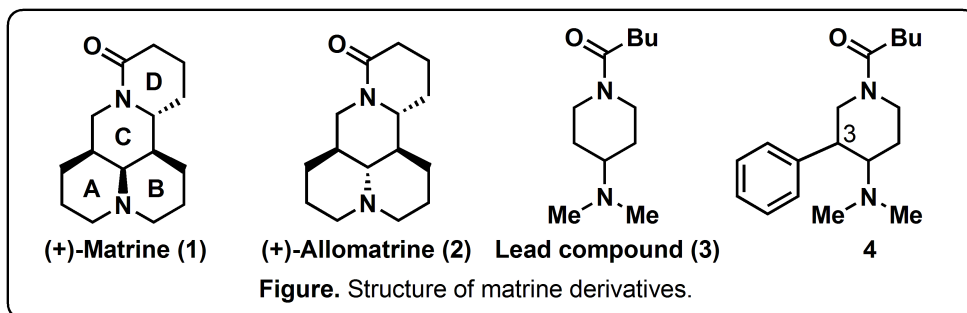
## Poster

### [0131] Structure-Activity Relationship of Matrine Type Alkaloids Part 24; Synthesis and Antinociception of 3-Arylpiperidine Derivatives.

Hiroyoshi Teramoto, Jun-ichi Koizumi, Toshiyuki Shimekake, Hirotaka Minomata, Shigeru Sasaki, Takayasu Yamauchi, Kimio Higashiyama

Hoshi university, Shinagawa-ku, Tokyo-to, Japan

We previously reported that (+)-matrine (**1**) and (+)-allommatrine (**2**), a typical matrine type lupine alkaloid isolated from some *Sophora* plants (Leguminosae), has the antinociceptive properties identical to those of pentazocine. The effects of **1** are mediated mainly through activation of  $\kappa$ -opioid receptors and partially through  $m$ -opioid receptors, and these of **2** are mediated only through activation  $\kappa$ -opioid receptors. Because the skeleton of matrine type alkaloid differ from those of conventional  $\kappa$ -opioid receptor agonists, the structure-activity relationship of this antinociceptive effects are very interesting. 4-Dimethylamino-1-pentanoylpiperidine (**3**) was determined as a lead compound by identifying the partial structure of **1** for expressing the effects. Then we synthesized some derivatives of lead compound **3** and evaluated for these antinociceptive effects. This research gave important information that compound **4**, which had phenyl group on 3 position of piperidine ring, exert high antinociceptive effects compared to **3**. Taking this result, we attempted to synthesize the derivatives converted phenyl moiety of **4** and evaluate for these antinociception to find higher active compound. As a result, several derivatives of **4** having high antinociceptive effects were revealed.

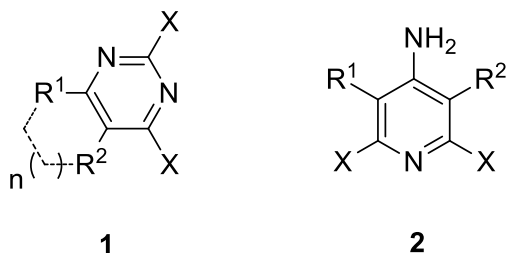


## [0132] Can Ketones Be Productive Dienophiles For IEDDA Reactions?

Kai Yang, Qun Dang, Xu Bai

Jilin University, Changchun, Jilin, China

The development of the inverse electron demand Diels-Alder (IEDDA) reactions of 1,3,5-triazines has led to the total syntheses of a series of pyrimidine-containing natural products and the preparation of highly functionalized pyrimidine heterocycles.<sup>1</sup> The dienophiles of these IEDDA reactions have been limited to electron-rich alkenes and alkynes, such as enamines, ynamines and amidines. Recently, we have discovered that ketones could be employed directly as productive dienophiles in the 1,3,5-triazine IEDDA reactions under conditions, such as using catalytic amount of hydrazine and trifluoroacetic acid. For examples, pyrimidine fused heterocycle **1** and functionalized pyridine-4-amine **2** may be prepared in moderate to excellent yields by applications of the new methods. The details of these investigations will be discussed.



(1) (a) Boger, D. L. *Chem. Rev.* **1986**, 86, 781. (b) Foster, R. A. A.; Willis, M. C. *Chem. Soc. Rev.* **2013**, 42, 63.

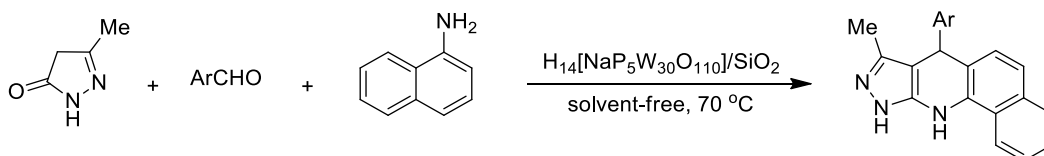
## Poster

[0133] A Green and Efficient Protocol for the Synthesis of Novel Pyrazolo[3,4-*b*]quinolines *via* a One-pot, Three-component Reaction Under Solvent-free Conditions

Majid heravi, Behnoosh Alimadai, Niusha Nazari

Alzahra University, Tehran, Iran

Novel pyrazolo[3,4-*b*]quinoline derivatives are synthesized *via* a one-pot, three-component reaction involving 3-methyl-5-pyrazolone, aromatic aldehydes and 1-naphthylamine catalyzed by nano silica-supported Preyssler heteropolyacid,  $H_{14}[NaP_5W_{30}O_{110}]/SiO_2$  under solvent-free conditions at 70 °C. Pure desired compounds are obtained in high to excellent yields over short reaction times with an easy work-up procedure.



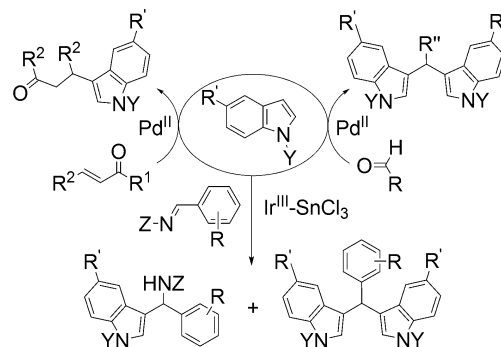
## Poster (Withdrawn)

### [0134] Efficient C-3 Selective Functionalization of Indoles: Mono/Bimetallic Catalysis Approach

Swapna Sarita Mohapatra, Sujit Roy

Organometallics & Catalysis Laboratory, School of Basic Sciences, Indian Institute of Technology, Bhubaneswar, Odisha – 751013, India

Functionalization of indoles has been widely investigated since structural motifs bearing the 'indole core' are frequently found in pharmaceuticals, natural products, and other functional synthetics [1]. In this regard, metal-catalyzed or organocatalytic routes have assumed distinct significance. Within the broader realm of multimetallic catalysis, we have been working into transition metal/tin based motif and delivered a number of selective, atom-economic and bench-friendly strategies [2]. In the present work, we report the functionalization of indoles using bimetallic  $\text{Ir}^{\text{III}}\text{-SnCl}_3$  and monometallic  $\text{Pd}^{\text{II}}$  catalyst. The bimetallic catalyst  $[\text{Ir}(\text{COD})(\text{SnCl}_3)\text{Cl}(\mu\text{-Cl})]_2$  promoted the reaction of electron-rich indoles with aldimines giving rise to functionalized amines and triheteroarylmethanes [2]. On the other hand, facile C-3 alkylation of indoles with electrophiles like carbonyls and enones was achieved using the monometallic catalyst  $[\text{PdCl}_2(\text{MeCN})_2]$ . The major advantage of such a reaction is that it does not require any co-catalyst, acid, base, additive, or external ligand and is totally insensitive to air and moisture.



1. Bandini, M.; Eichholzer, A. *Angew. Chem. Int. Ed.*, **2009**, 48, 9608.
2. Das, D.; Mohapatra, S. S.; Roy, S. *Chem. Soc. Rev.* **2015** (ASAP article).
3. Chatterjee, P. N.; Maity, A. K.; Mohapatra, S. S.; Roy, S. *Tetrahedron*. **2013**, 69, 2816.

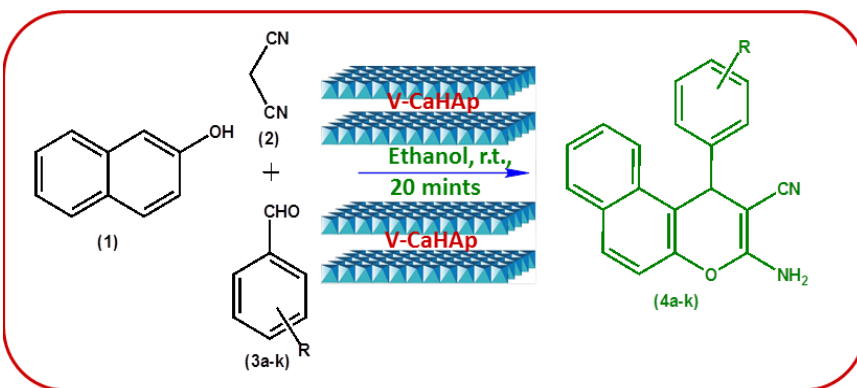
## Short Talk (Withdrawn)

### [0135] V-CaHAp as a recyclable catalyst for the green multicomponent synthesis of benzochromenes

MADDILA SURESH, MADDILA SURYANARAYANA, JONNALAGADDA SREEKANTH BABU

SCHOOL OF CHEMISTRY & PHYSICS, UNIVERSITY OF KWAZULU NATAL, WESTVILLE CAMPUS, DURBAN, KWAZULU NATAL, South Africa

A simple, efficient one-pot synthesis has been developed for the synthesis of benzochromenes (4a-k) using V-CaHAp as a heterogeneous catalyst by the condensation of aldehydes,  $\beta$ -naphthol and malononitrile in ethanol as solvent at R.T. for 20 mints. The reaction, with these catalysts was carried out under mild reaction conditions with very good to excellent yields (89-98%). The catalyst material can be recycled very easily and reused at least for 6 runs devoid of substantial loss in activity, which makes this methodology environmentally benign. We achieve that the cost-effective, minimal catalyst, non-toxic materials, easy handling and feasibility.



**Keywords:** Green synthesis, V-CaHAp catalyst, One-pot reaction, Recyclability, Benzochromenes.

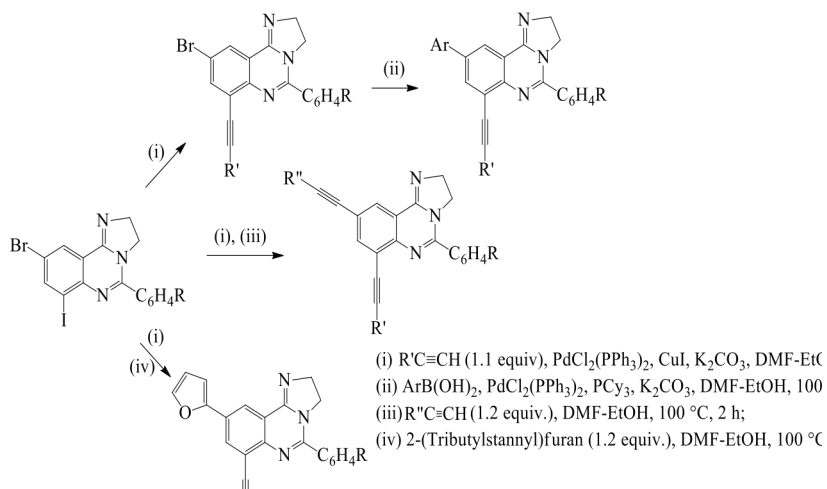
## Poster

### [0136] One-pot two-step cross-coupling approach towards the synthesis of novel unsymmetrical polycarbo-substituted imidazo[1,2-c]quinazolines

Malose Mphahlele, Tebogo Khoza

Unisa, Pretoria, South Africa

We are currently interested in the synthesis of polycarbo-substituted imidazo[1,2-c]quinazolines because compounds bearing this heterocyclic moiety exhibit a wide range of biological and photophysical properties. These compounds are accessible via the condensation 4-chloroquinazolines with aminoalkanols or imidazole derivatives with aromatic aldehyde. Despite their efficiency, these method cannot be adapted for the synthesis of imidazo[1,2-c]quinazolines bearing carbon-based substituents on the fused benzo ring. Herein we describe the results of sequential (Sonogashira/ Suzuki-Miyaura) and one-pot two-step (bis-Sonogashira; Sonogashira/ Stille) cross-coupling of the 5-aryl-9-bromo-7-iodo-2,3-dihydroimidazo[1,2-c]quinazolines to afford novel unsymmetrical polycarbo-substituted derivatives.



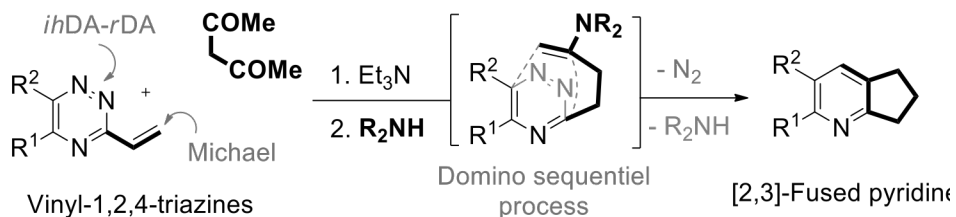
## Poster

### [0137] Sequential Michael Addition and Enamine-Promoted Inverse Electron Demanding Diels-Alder Reaction upon 3-Vinyl-1,2,4-Triazine Platforms

Magali Lorion<sup>1</sup>, Gérald Guillaumet<sup>1</sup>, Jean-François Brière<sup>2</sup>, Franck Suzenet<sup>1</sup>

<sup>1</sup>University of Orléans, ICOA, UMR CNRS 7311, 45067 Orléans, France, <sup>2</sup>Université de Normandie/INSA Rouen, COBRA UMR CNRS 6014, 76821 Mont Saint Aignan, France

1,2,4-Triazine derivatives belong to an important class of heterocycles encompassing applications in medicine and agrochemistry, but also as useful building blocks in organic synthesis.<sup>1</sup> The p-electron-



deficient triazine, flanked by a suitable leaving group, is well known to undergo aromatic nucleophilic substitution ( $S_NAr$ ) reactions to give functionalized products. Furthermore, these heterocyclic platform are capable to undergo domino inverse-electron-demand hetero-Diels-Alder (*ihDA*)/retro-Diels-Alder (*rDA*) reactions with various dienophiles that allow for a straightforward access to substituted pyridine derivatives, which are ubiquitous derivatives in pharmaceutical ingredients.<sup>2</sup> In this project, we aim to study a new reactivity of 1,2,4-triazines as Michael acceptor and capitalize on a subsequent intramolecular cycloaddition reaction. Thus, an original one-pot Michael addition-*ihDA/rDA* sequence was achieved from 3-vinyl-1,2,4-triazine platforms. This sequence provides a novel access to functionalized [2,3]-fused pyridine derivatives *via* a unique enamine promoted intramolecular *ihDA* reaction of 1,2,4-triazine intermediates to access saturated-unsaturated heterocycles.

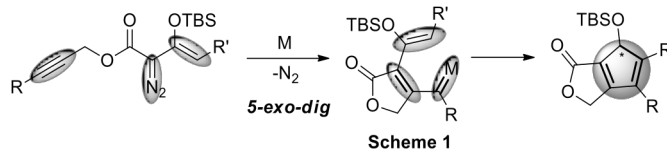
(1) Neunhoeffer, H. In *Comprehensive Heterocyclic Chemistry II*; Katritzky, A. R., Rees, C. W., Scriven, E. F. V., Eds.; Pergamon: Oxford, 1996; Vol. 6, p 507. (b) Lindsley, C. W.; Layton, M. E. In *Science of Synthesis*; Weinreb, S. M., Eds.; Thieme: Stuttgart, 2003; Vol. 17, p 357. (2) (a) Boger, D. L. *Chem. Rev.* **1986**, 86, 781. (b) Boger, D. L. *Tetrahedron* **1983**, 39, 2869. (d) Raw, S.A.; Taylor, R. J. K. In *Advances in Heterocyclic Chemistry*; 2010, 100, 76. (c) Fosterand, R. A. A.; Willis, M. C. *Chem. Soc. Rev.* **2013**, 42, 63.

## Short Talk

### [0138] A Straightforward Access to the Chiral Cyclopentadienes via Intramolecular Metal Carbene/Carbenoid Cascade Transformations

Xinfang Xu

Soochow University, Suzhou, Jiangsu, China



Intramolecular metal carbene cascade reactions are effective and convenient access to construct functionalized cyclic frameworks. In this context, pioneering work was reported by Padwa,<sup>1</sup> and multi-substituted furane derivatives synthesis is the focus via the carbonyl ylide intermediate at that age.<sup>2</sup> Meanwhile, detailed mechanism study was carried out by Hoye and co-workers.<sup>3</sup> Recently, this strategy has been applied to the synthesis of various cyclic frameworks via ending with two kinds of traditional metal carbene reactions:<sup>4</sup> X-H insertion<sup>5</sup> and cyclopropanation.<sup>6</sup> Moreover, Doyle and co-workers have found that cycloaddition reactions could occur with cyclopropene intermediate in the presence of a compatible metal catalyst.<sup>7</sup> Inspired by these works, we designed a intramolecular metal carbene cascade reactions, which is initiated from a metal carbene species generated from the corresponding diazo group, and terminated with an electronic rich alkenyl unite to form a cyclopentadiene derivatives with high to excellent enantioselectivity and high yields via cyclopropene intermediate (Scheme 1). To our best knowledge, although there are types of catalytic asymmetric metal carbene reactions disclosed, there is no asymmetric version reported in the metal carbene cascade reactions.

1. Padwa, A.; Kennedy, G. D. *J. Org. Chem.* 1984, 49, 4344-4352. 2. Padwa, A.; Dean, D. C.; Fairfax, D. J.; Xu, S. L. *J. Org. Chem.* 1993, 58, 4646-4655. 3. Hoye, T. R.; Dinsmore, C. J. *J. Am. Chem. Soc.* 1991, 113, 4343-4345. 4. Archambeau, A.; Mieghe, F.; Meyer, C.; Cossy, J. *Acc. Chem. Res.* 2015, 48, 1021-1031. 5. Jansone-Popova, S.; May, J. A. *J. Am. Chem. Soc.* 2012, 134, 17877-17880. 6. Mieghe, F.; Meyer, C.; Cossy, J. *Angew. Chem. Int. Ed.* 2011, 50, 5932-5937. 7. Xu, X.; Zavali, P. Y.; Doyle, M. P. *J. Am. Chem. Soc.* 2013, 135, 12439-12447.

## Poster

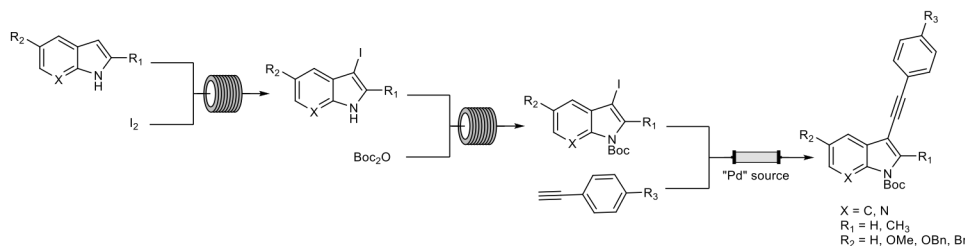
### Synthesis of functionalized indoles under continuous flow conditions

Frédéric Buron<sup>1</sup>, Joseph D'Attoma<sup>1</sup>, Grégoire Cozien<sup>1</sup>, Stéphane Bostyn<sup>2</sup>, Sylvain Routier<sup>1</sup>

<sup>1</sup>Institut de Chimie Organique et Analytique (ICOA), Université d'Orléans, UMR CNRS 7311, Orléans, France, <sup>2</sup>Institut de Combustion, Aérothermique, Réactivité, et Environnement, Orléans, France

Indole is an aromatic heterocycle present in many structures of natural alkaloids and in a multitude of biologically and pharmacologically active compounds.<sup>a</sup> For example, it is found as the structural scaffold of signaling mediators or hormones such

as melatonin.<sup>b</sup> Given the interest generated by this heterocyclic compound, it is not surprising that fast and efficient access to these derivatives remains of interest to the chemical community. To functionalize indole and its derivatives, we were interested in the development of an innovative technology in organic chemistry, continuous flow synthesis. This eco-efficient system offers a variety of advantages like faster and cleaner reactions with less solvent<sup>c</sup> as well as the possible manipulation of short-lived and highly reactive species. Benefits also include diminished chemical exposure and easy scale-up to furnish larger amounts of product necessary for *in-vivo* studies. The aim of this project is to transfer usual reactions of indole chemistry to continuous flow process. Thus, this communication will present this transposition for C-3 iodination and NH protection with BOC group. Moreover, we investigated an original copper-free Sonogashira reaction in C-3 position using supported Pd catalyst.



a) D.F. Taber, P.K. Tirunahari. *Tetrahedron* **2011**, 67, 7195. b) E. Merkul, F. Klukas, D. Dorsch, U. Grädler, H.E. Greinerb and T.J.J. Müller. *Org. Biomol. Chem.* **2011**, 9, 5129-5136. c) B.P. Mason, K.E. Price, J.L. Steinbacher, A.R. Bogdan and D.T. McQuade. *Chem. Rev.* **2007**, 107, 2300-2318.

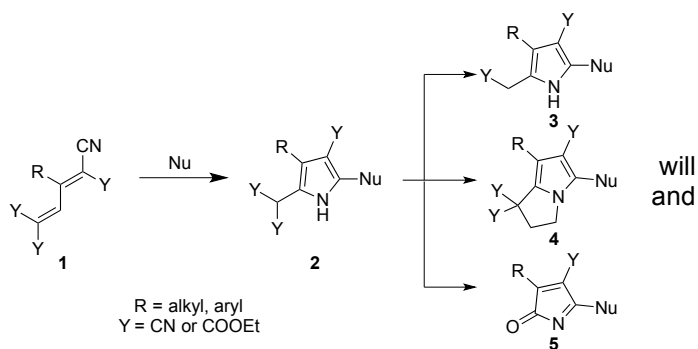
## Short Talk

### [0140] The simple and versatile synthesis of tetrasubstituted pyrroles and subsequent functionalization

Tristan Reekie<sup>1,2</sup>, Giorgio Manenti<sup>2</sup>, François Diederich<sup>2</sup>

<sup>1</sup>University of Sydney, Sydney, Australia, <sup>2</sup>ETH Zurich, Zurich, Switzerland

The cycloaddition–retroelectrocyclization reaction is a useful reaction for the conversion of electron-rich alkynes and electron-poor alkenes into buta-1,3-dienes.<sup>1</sup> We have recently shown that this reaction is more widely applicable to ester-substituted alkenes to afford compounds of type **1**.<sup>2</sup> In this presentation we describe how compounds of type **1** can be efficiently rapidly converted into highly substituted pyrroles **2**. Further one-step functionalization allows isolation of substituted pyrroles of type **3** and **4** and 2*H*-pyrrol-2-ones **5**, the latter of which exhibit strong chromophoric behaviour and a bathochromic shift upon protonation.



1. T. Michinobu, J. C. May, J. H. Lim, C. Boudon, J.-P. Gisselbrecht, P. Seiler, M. Gross, I. Biaggio, F. Diederich, *Chem. Commun.* **2005**, 737–739. 2. T. A. Reekie, E. J. Donckele, L. Ruhlmann, C. Boudon, N. Trapp, F. Diederich, manuscript submitted.

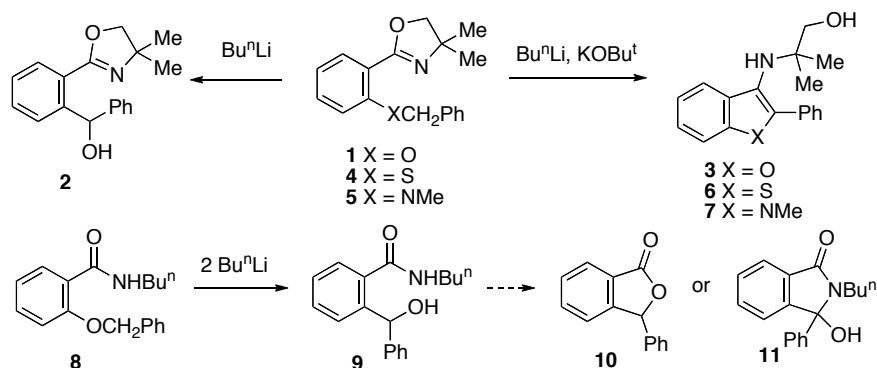
## Poster

### [0143] A new synthesis of heterocycles from *o*-substituted aryl benzyl ethers

R. Alan Aitken, Andrew D. Harper

EaStCHEM School of Chemistry, University of St Andrews, St Andrews, Fife, UK

The [1,2]-Wittig rearrangement has not been widely exploited synthetically. Treatment of the oxazoline-containing benzyl ether **1** with Bu<sup>n</sup>Li does give the rearrangement product **2** in low yield. However simply adding KOBu<sup>t</sup> to the reaction mixture changes the outcome completely and gives a high yield of 3-aminobenzofuran **3**. This method has been extended to the benzyl sulfide **4** and amine **5** which give respectively the 3-aminobenzothiophene **6** and indole **7**. By moving to the secondary amide **8**, [1,2]-Wittig rearrangement is achieved in high yield with Bu<sup>n</sup>Li, and the initial product **9** is readily converted into either the phthalide **10** or the hydroxyisoindolone **11**.





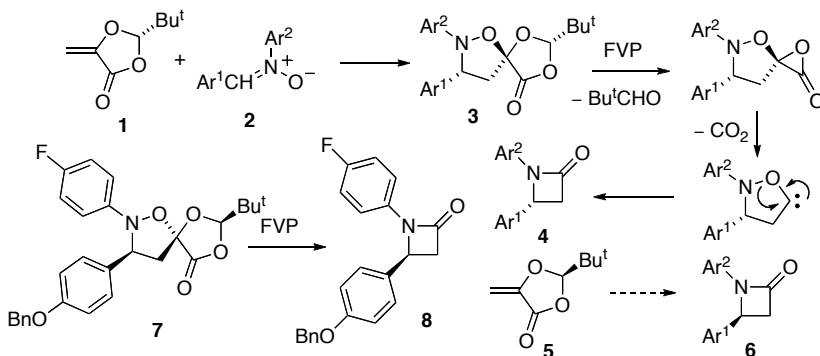
## Short Talk

### [0144] Asymmetric synthesis of b-lactams by gas phase pyrolysis

R. Alan Aitken, Anna Meehan, Lynn A. Power, Léa Ward

EaStCHEM School of Chemistry, University of St Andrews, St Andrews, Fife, UK

The chiral methylenedioxyketone **1** is readily available from (S)-lactic acid but it has not been used as a dipolarophile for 1,3-dipolar cycloaddition before. Diarylnitrones **2** add stereoselectively to give spiro adducts **3**, and when these are subjected to flash vacuum pyrolysis at 440 °C, they eliminate Bu<sup>t</sup>CHO and CO<sub>2</sub> as shown to give b-lactams **4** via an oxacarbene rearrangement. The enantiomeric methylenedioxyketone **5**, conveniently available from (R)-alanine,<sup>1</sup> gives products **6** of the opposite enantiomeric series. Synthesis and FVP of the example **7** affords the advanced Ezetimibe precursor **8**, thus completing a formal total synthesis of this important cholesterol-lowering drug.



1. Aitken, R. A.; Meehan, A.; Power, L. A. *Synthesis* **2015**, 47, 1557–1559.

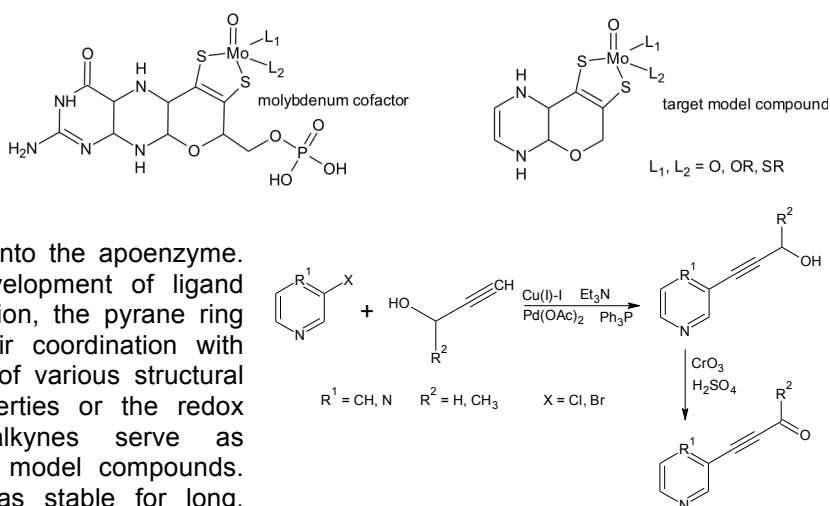
## Poster

### [0145] Synthesis of pyrazine-pyran-dithiolene complexes mimicing specific features of the molybdenum cofactor (MoCo)

Claudia Schindler, Carola Schulzke

Institut für Biochemie, Universität Greifswald, Greifswald, Germany

Molybdopterin (MPT) dependent enzymes are part of nearly any known organism on earth ranging from ancient archaea over plants to modern human beings. The aim of the project is the synthesis of model compounds for the molybdopterin depending cofactor, which are able to catalyse oxygen atom transfer reactions and which can be incorporated into the apoenzyme. The focus of our research are the development of ligand precursors addressing the dithiolene function, the pyran ring and the adjacent pyrazine ring and their coordination with molybdenum to understand the influence of various structural units on the stability, the catalytic properties or the redox potential. N-heterocyclic substituted alkynes serve as intermediates in reaction series for such model compounds. None of the investigated compounds was stable for long. Because of their substantial reactivity and their N-heterocyclic functions they do have great potential for synthetic developments in different fields of research.



1. Ben Bradshaw, Andrew Dinsmore, David Collison, C. David Garner, John A. Joule, J. Chem. Soc., Perkin Trans. 1, 2001, 3232-3238. 2. Edward C. Taylor, Reinhard Dötzer, J. Org. Chem., No. 5, 1991. 3. Ulf Ryde, Carola Schulzke, Kerstin Starke, J. Biol. Inorg. Chem., 2009, 1053-1064.

## Short Talk

### [0146] Synthesis of Highly Functionalized 4-Aminoquinolines

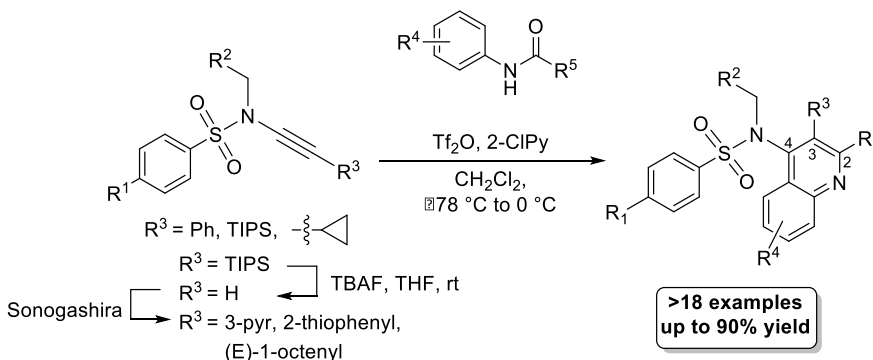
Tim Wezeman, Sabilla Zhong, Stefan Bräse

Institute of Organic Chemistry, Karlsruhe Institute of Technology, Karlsruhe, Germany

A method for the synthesis of highly functionalized 4-aminoquinolines from sulphonylamides and amides is presented. The amides are activated by triflic anhydride ( $\text{Trf}_2\text{O}$ ) and 2-chloropyridine (2-ClPy) and, as Movassaghi *et al.* have shown, can be used to prepare a wide range of heterocyclic structures.<sup>[1]</sup>

Sulphonylamides can be prepared using copper catalysis and alkyl bromides<sup>[2]</sup> and further derivatized by using Sonogashira chemistry.<sup>[3]</sup> The main

challenge in existing quinoline syntheses is the functionalization at the C-2 and C-3 positions. By combining the Sonogashira approach with the ynamide/amide methodology a wide range of substitutions at C-3 is possible and the C-2 and C-5 to C-8 positions are also accessible. In order to show the broad applicability of the methodology, it was found that the ynamides also readily react with paracyclophane-based amides, creating very interesting planar chiral compounds.



[1] a) M. Movassaghi, M. D. Hill, O. K. Ahmad, *JACS* **2007**, *129*, 10096-10097; b) M. Movassaghi, M. D. Hill, *Org. Lett.* **2008**, *10*, 3485-3488; c) M. Movassaghi, M. D. Hill, *JACS* **2006**, *128*, 14254-14255; d) M. Radi, S. Schenone, M. Botta, *Org. Biomol. Chem.* **2009**, *7*, 2841-2847. [2] Y. Zhang, R. P. Hsung, M. R. Tracey, K. C. M. Kurtz, E. L. Vera, *Org. Lett.* **2004**, *6*, 1151-1154. [3] M. R. Tracey, Y. Zhang, M. O. Frederick, J. A. Mulder, R. P. Hsung, *Org. Lett.* **2004**, *6*, 2209-2212.

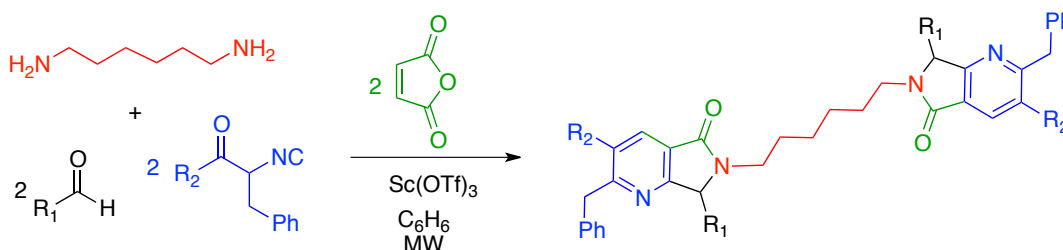
## Short Talk

### [0147] One-pot Synthesis of cyclic analogues of hexamethylenebis(3-pyridine)amide (HMBPA)

Eduardo González-Zamora, Angel Zamudio-Medina, Ma. Carmen García-González, Atilano Gutierrez-Carrillo

Universidad Autónoma Metropolitana, México, D.F., Mexico

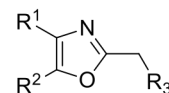
A series of cyclic analogues of hexamethylenebis(3-pyridine)amide was prepared based upon a Ugi-3CR and aza-Diels-Alder reaction as a post-functionalization in a one-pot process. A simple condensations of commercially available diamine and aldehydes followed by isonitrile  $\alpha$ -addition provides the oxazoles intermediates, finally an aza-Diels-Alder cycloaddition and ring-opening using maleic anhydride provides the desired compounds in modest overall yield (12 examples, 6-69%) in approximately 40 min using microwaves as the heat source and scandium (III) triflate as a catalyst. The lecture will describe our efforts in achieving the construction of final compounds in a "one-pot" process.



[0148] **Preparation and Reactions of 2-Functionalized-4, 5-diaryloxazoles: Synthesis of Extended Diaryloxazole Scaffolds**

Frederick Luzzio, Pravin Patil

University of Louisville, Louisville, Kentucky, USA



R<sub>1</sub>, R<sub>2</sub>=Ar, R<sub>3</sub>=Heteroatom

As a heterocyclic class, oxazole derivatives have become increasingly important due to their use as starting points and intermediates for the preparation of new biologically-relevant compounds. 2-(Halomethyl)-4, 5-diaryloxazoles, prepared by cyclization of benzoin haloacetates or free-radical halogenation of 2-methyl-4, 5-diaryloxazoles, are effective, reactive scaffolds which can be utilized for synthetic elaboration at the 2-position. Through substitution reactions, these electrophilic intermediates were used to prepare a number of 2-alkylamino-, 2-alkylthio- and 2-alkoxy(methyl) oxazoles which are valuable synthetic intermediates. Another product of the halomethyloxazole intermediates are the corresponding 2-(hydroxymethyl)-4,5-diaryloxazoles, which in turn on exposure to oxidants such as the Dess-Martin (DM) periodinane, provide efficient access to the corresponding 2-formyl-4,5-diaryloxazoles. When the formyl compounds are reacted with diamines, the Schiff-base products offer a number of unique scaffolds for which to build ligands and other diverse structures. The 2-(methylene) position of the diaryloxazole framework was also found to be amenable to anion formation when conjoined with suitable activating groups. In turn, the 2-(methyl) oxazole anions were found to enable numerous carbon-carbon bond reactions which allows for greatly expanded synthetic latitude. The diverse reactions, utility and potential applications of the title compounds and their products will be presented

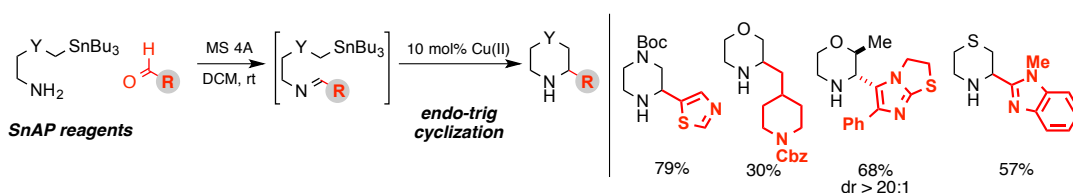
Short Talk

[0149] **Catalytic One-Step Synthesis of Unprotected Piperazines, Morpholines and Thiomorpholines using SnAP Reagents**

Michael U. Luescher, Jeffrey W. Bode

ETH Zurich, Zurich, Switzerland

Saturated N-heterocycles have long been considered as privileged elements for the preparation of bioactive small



molecules. Increasing recognition of problems associated with aromatic pharmacophores, such as poor solubility, bioavailability, or pharmacokinetics have further enhanced their importance in drug development.<sup>[1]</sup> Despite this, their synthesis often have considerable limitations, including harsh reaction conditions, restricted substrate scope, long synthetic routes, and intractable protecting groups. To directly access a variety of saturated N-heterocycles in a single synthetic operation, we have recently introduced SnAP (Stannyl Amine Protocol) reagents, which convert aldehydes and ketones into (thio)morpholines, piperazines, diazepanes, spiro- and other N-heterocycles.<sup>[2-6]</sup> The major limitation using the SnAP reagents is the need for stoichiometric copper reagents. We have now identified new ligands and conditions that render the reaction catalytic in copper and expanded the substrate scope including a-bis(substituted) SnAP reagents. These studies, including approaches towards an enantioselective process and insights into the unique reaction mechanism, will be discussed.

1. N. A. Meanwell, *Chem. Res. Toxicol.* **2011**, 24, 1420–1456.
2. C.-V. T. Vo, G. Mikutis, J. W. Bode, *Angew. Chem. Int. Ed.* **2013**, 52, 1705–1708.
3. M. U. Luescher, C.-V. T. Vo, J. W. Bode, *Org. Lett.* **2014**, 16, 1236–1239.
4. C.-V. T. Vo, M. U. Luescher, J. W. Bode, *Nat. Chem.* **2014**, 6, 310–314.
5. W.-J. Siau, J. W. Bode, *J. Am. Chem. Soc.* **2015**, 136, 17726–17729.
6. K. Geoghegan, J. W. Bode, *Org. Lett.* **2015**, 17, 1934–1937.

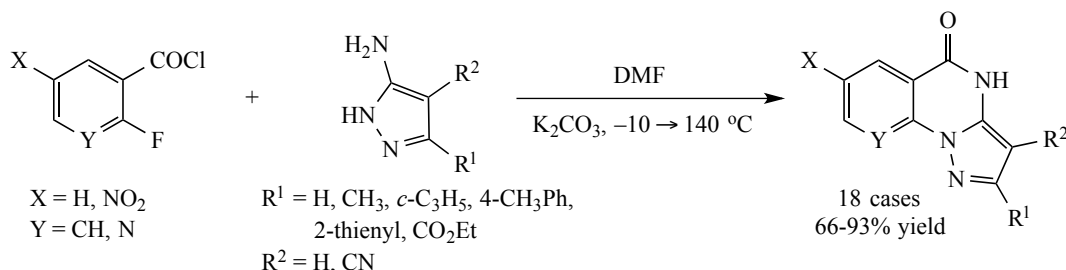
## Short Talk

### [0150] **Pyrazoloquinazolinones and benzimidazoquinazolinones via a 3 + 3 *N*-acylation-S<sub>N</sub>Ar strategy**

Richard A. Bunce, Krishna Kumar Gnanasekaran, Nagendra Prasad Muddala

Oklahoma State University, Stillwater, OK, USA

An efficient synthesis of pyrazolo[1,5-*a*]quinazolin-5(4*H*)-ones and pyrazolo[1,5-*a*]pyrido[3,2-*e*]pyrimidin-5(4*H*)-ones is reported from the reaction of 2-haloaryl chlorides with 5-amino-1*H*-pyrazoles. A similar preparation of benzo[4,5]imidazo[1,2-*a*]quinazolin-5(6*H*)-ones and benzo[4,5]imidazo[1,2-*a*]pyrido[3,2-*e*]pyrimidin-5(6*H*)-ones results from the reaction of 2-haloaryl chlorides with 2-aminobenzimidazoles. These syntheses take advantage of the 1,3-disposition of electrophilic centers in the acid chloride and a similar arrangement of nucleophilic sites in 5-amino-1*H*-pyrazole and 2-aminobenzimidazole to form the central six-membered ring by a 3 + 3 strategy. Initial acylation of the amino group of the pyrazole or benzimidazole occurs in DMF containing carbonate base at -10 °C. Subsequent heating, in the same reaction vessel, completes the synthesis *via* an S<sub>N</sub>Ar ring closure between N1 of the pyrazole or benzimidazole and the 2-haloarylamide. The reaction gives 66–93% yields for the two-step sequence. These compounds are known to intercalate into DNA, and thus, may be useful as antiproliferative agents for cancer treatment. Mechanistic and spectral aspects of the project will also be presented.



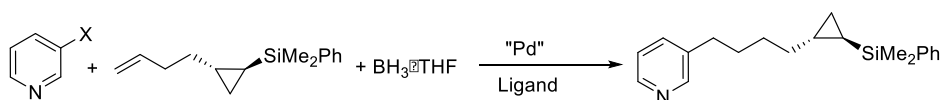
## Poster

### [0152] **A Concise and Atom-Economical Suzuki-Miyaura Coupling Reaction Using Unactivated Trialkyl- and Triarylboranes with Aryl Halides**

Yong-Li Zhong, Hongmei Li, Cheng-yi Chen, Ashley E. Ferraro, Dengjin Wang

Process Chemistry, Merck Research Laboratories, Rahway, NJ 07065, USA

A concise and atom-economical Suzuki-Miyaura coupling of trialkyl- and triarylboranes with aryl halides is described.



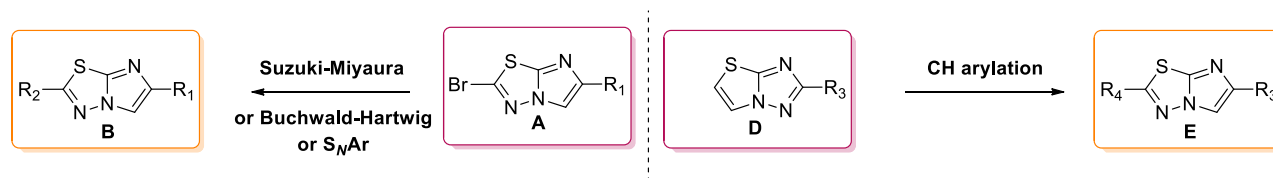
## Poster

### [0153] Regioselective functionalizations of thiazolotriazoles and imidazothiadiazoles

Sylvain Routier, Gérald Guillaumet, Frédéric Buron, Chloé Copin, Mikaël Le Meur

Institut de Chimie Organique et Analytique (ICOA), Université d'Orléans, UMR CNRS 7311, Orléans, France

The interest in the [5,5]-fused bicyclic as thiazolotriazoles and imidazothiadiazoles for use in pharmaceutical products makes these scaffolds a highly useful building block for organic chemistry. Such derivatives have found applications in oncology,<sup>1</sup> infectiology<sup>2</sup> or neurodegenerative diseases.<sup>3</sup> However, the synthetic tools for accessing of highly functionalized thiazolotriazoles or imidazothiadiazoles are very limited and only few functionalization methods are described.<sup>4-6</sup> In order to access to new families of imidazo[1,2-*b*][1,3,4]thiadiazoles **B** or thiazolo[3,2-*b*][1,2,4]triazoles **D**, there is consequently tremendous interest in developing efficient synthetic methodologies. In order to introduce a wide range of functional groups, a promising solution is to find an efficient alternative to selectively functionalize imidazo[2,1-*b*][1,3,4]thiadiazoles or thiazolo[3,2-*b*][1,2,4]triazoles at the C-2 position. Consequently, we report the efficient functionalization of these scaffolds with various reactions as classical  $S_NAr$  or selective palladium-catalyzed reactions like Suzuki-Miyaura and Buchwald-Hartwig cross couplings or CH arylations.<sup>7,8</sup> These methodologies will have a major impact on the synthesis of new bioactive compounds containing thiazolotriazoles and imidazothiadiazoles as central skeleton.



1) Terzioglu, N. *et al. Eur. J. Med. Chem.* **2003**, 38, 781-786. 2) Kolavi, G. *et al. Bioorg. Med. Chem.* **2006**, 14, 3069-3080. 3) Jaquith, J. B. *et al. WO2003/051809A1*. 4) Khazi, I. A. M. *et al. Tetrahedron* **2011**, 67, 3289-3316. 5) Seok, K. *et al. Org. Lett.* **2010**, 12, 1868-1871. 6) Ferrari, S. *et al. J. Med. Chem.* **2011**, 54, 211-221. 7) Copin, C. *et al. Eur. J. Org. Chem.* **2012**, 3079-3083. 7) Le Meur, M. *et al. Eur. J. Org. Chem.* **2014**, 3704-3714.

## Poster

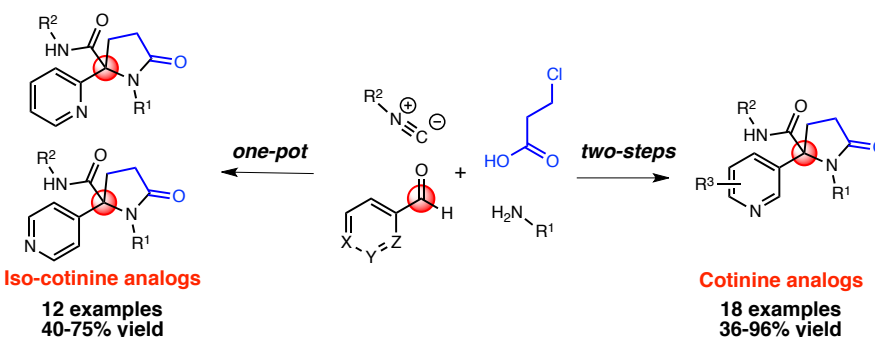
### [0154] Synthesis of cotinine and iso-cotinine analogs using an Ugi-4CR approach

L. Angel Polindara-Garcia, Dario Montesinos-Miguel, Alfredo Vazquez

National Autonomous University of Mexico, Mexico, Mexico

The nocive side effects that tobacco consumption has on human health continue to be the subject of numerous studies to better understand the relation between nicotine and its secondary metabolites with the central nervous system (CNS). Cotinine, the main metabolite of nicotine has proved to be less toxic than nicotine itself, apart from not having addictive or cardiovascular

effects on humans, despite the structural similarity between both molecules. Pre-clinical studies have shown that cotinine facilitates the elimination of fear memories and improve attention and working memory in a model for Alzheimer disease (AD), reduce fear and anxiety of post-traumatic stress disorder (PTSD), as well as antipsychotic drug-like properties. Despite the outstanding biological profile of cotinine, there is a lack of efficient synthetic methods that allow the preparation of this molecule and its derivatives, and the known procedures for their construction rely mainly on the C-H oxidation at C-2 from the corresponding nicotine analogs using highly toxic oxidants. We present a convenient base-mediated two-step synthesis of cotinine analogs and a one-pot base-free synthesis of iso-cotinine derivatives featuring an Ugi-4CR/cyclization protocol.



[0155] **Synthesis of Heterocycles By Cyclizations and Functionalizations**

Janine Cossy

*ESPCI ParisTech, PARIS, France*

In general, the synthesis of complex biologically active molecules are problematic but the problems, encountered during the syntheses, can be a good source of inspiration to develop methods. One major challenge is the design of concise strategies as well as chemoselective and efficient methods that rapidly lead to the skeleton framework of natural and/or biologically active heterocyclic compounds.

In this context, we have explored the construction of heterocycles using catalytic reactions involving transition metal catalysts and heat. Metal catalysts and heat can induce rearrangements, cyclizations, functionalizations, which can be highly diastereoselective and enantioselective if a chiral ligand is added in the reaction media. These reactions and their applications to the synthesis of heterocyclic natural and non-natural products will be presented.

Short Talk

[0156] **Enantioselective aza-Henry Reaction of Arylnitromethane using Homogeneous Brønsted Acid-Base Catalyst under Intermittent-Flow Conditions with a Recycle**

Sergey Tsukanov<sup>1,2</sup>, Martin Johnson<sup>1</sup>, Scott May<sup>1</sup>, Jeffrey Johnston<sup>2</sup>, Matthew Yates<sup>1</sup>

<sup>1</sup>Eli Lilly, Indianapolis, IN, USA, <sup>2</sup>Vanderbilt University, Nashville, TN, USA

Growing knowledge in the area of continuous processing has established that flow methods could serve as an effective substitute to the majority of batch techniques providing unique advantages and straightforward solutions to the challenging chemical reactions. We have transformed a standard enantioselective batch aza-Henry reaction into intermittent-flow process. This novel platform produces valuable synthetic building blocks on a multigram scale with an increased overall intensity while addressing the common safety concerns associated with utilization of nitroalkanes. Organocatalyst was separated and continuously recycled providing reduced catalyst loadings. This project showcases successful synergy between efficiency of organocatalysis and transformative power of continuous processing. It also allows to effectively integrate green chemistry (reduced production footprint), atom economy (minimized reactor size, solvent volumes and application of catalyst recycle) and higher safety margins (decreased safety risks, defined operating space for nitroalkanes); overall these advantages lead to a significant cost benefit. The designed process could be utilized for a large scale synthesis of differentially protected diamines which are useful building blocks with a broad scope of applications.

## Short Talk

### [0165] 1-Aza-3,4-diphospholides – Synthesis, Structure and Reactivity

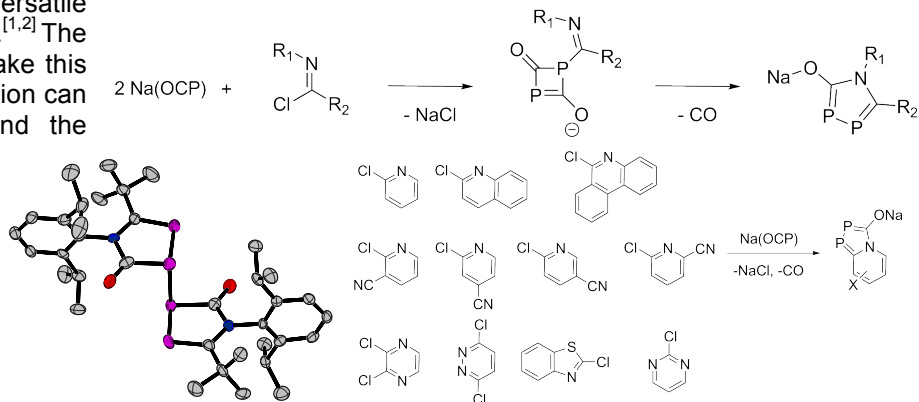
Riccardo Suter<sup>1</sup>, Zoltan Benkő<sup>2</sup>, Hansjörg Grützmacher<sup>1</sup>

<sup>1</sup>ETH Zürich, Laboratory of Inorganic Chemistry, Zurich, Switzerland, <sup>2</sup>Budapest University of Technology and Economics, Budapest, Hungary

Na(OCP) has been shown to be a versatile precursor for a variety of compounds.<sup>[1,2]</sup> The versatility and the easy synthesis make this salt a powerful building block. The anion can act as a P<sup>-</sup> transfer agent<sup>[3]</sup> and the

unsaturated C≡P bond can undergo cyclo-addition reactions<sup>[4]</sup>. Two equivalents of Na(OCP) react with imidoyl chlorides to form 1-aza-3,4-diphospholides in good yields up to 80%. These electron rich diphospholides were oxidized with hexachloroethane to form the phosphorus coupled dimers. The

reactivity of Na(OCP) towards imidoyl chlorides was transferred to 2-chloro-pyridines and its derivatives. The result is a variety of new products with outstanding properties. The light absorption and emission are easily tuned by the substituents in the backbone. Further studies on the use of those ring systems as building blocks for chelating ligands, and electronic materials will be presented.



[1] Puschmann, F. F. *et al.*, *Angew. Chem. Int. Ed.*, **2011**, 50, 8420. [2] Jupp, A. R., Goicoechea, J. M., *J. Am. Chem. Soc.*, **2013**, 135, 19131. [3] Tondreau, A., Benkő, Z., Harmer, J., Grützmacher, H., *Chem. Sci.*, **2014**, 5, 1545. [4] Benkő, Z., Grützmacher, H., *et al.*, *Angew. Chem. Int. Ed.*, **2014**, 53, 1641.

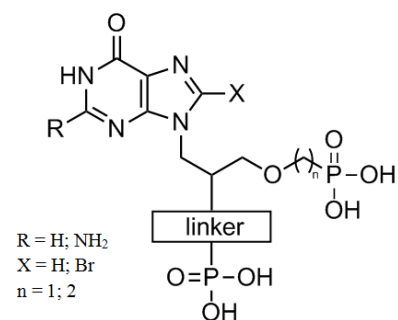
## Poster

### [0166] Acyclic Nucleoside Phosphonates Containing A Second Phosphonate Group As Potent Inhibitors Of 6-Oxopurine Phosphoribosyltransferases With Antimalarial Activity

Petr Spacek<sup>1</sup>, Dianne T. Keough<sup>2</sup>, Zlatko Janeba<sup>1</sup>, Michael D. Edstein<sup>3</sup>, Marina Chavchichd<sup>3</sup>, Tzu-Hsuan Wang<sup>2</sup>, Luke W. Guddat<sup>2</sup>, Dana Hockova<sup>1</sup>

<sup>1</sup>Institute of Organic Chemistry and Biochemistry, AS CR, v.v.i. Flemingovo nám. 2, Prague, Czech Republic, <sup>2</sup>The School of Chemistry and Molecular Biosciences, The University of Queensland, Brisbane, Australia, <sup>3</sup>Australian Army Malaria Institute, Enoggera, Brisbane, Australia

Hypoxanthine-guanine-(xanthine) phosphoribosyltransferase (HG(X)PRT) is a key enzyme of the purine salvage pathway. This enzyme is a validated target for anti-malarial chemotherapy because parasites of the genus *Plasmodium* are unable to synthesise purine bases *de novo* and depend on the transport of preformed bases from the host cell. HG(X)PRT then catalyses the conversion of these 6-oxopurine bases to the corresponding nucleoside monophosphates which are required for DNA/RNA production. Specific structural analogues of nucleotides - acyclic nucleoside phosphonates (ANPs) - have been recognized as potent inhibitors of HG(X)PRT. Crystal structures of HG(X)PRT in complex with known inhibitors suggested that attachment of an additional functional group which could occupy the pyrophosphate binding site may lead to the increased affinity of these ANP-based inhibitors. These new compounds were prepared by multistep synthesis and are referred to as acyclic nucleoside bisphosphonates (ANbPs)<sup>1</sup>. Their prodrugs have promising antimalarial activity in erythrocyte cultures.



1) Keough D.T. *et al.* *J. Med. Chem.* **2013**, 56, 2513.

## Plenary

### [0167] Application of C-H Functionalization Reactions to the Synthesis of Novel Heterocycles

Andre Charette

Universite de Montreal, Montreal, QC, Canada

In the first part of the lecture, a two-step synthesis of structurally diverse 3-aminoindazoles from readily available starting materials will be presented. This sequence includes a one-pot chemoselective electrophilic activation of tertiary amides and nucleophilic addition of hydrazides to form aminohydrazones. These precursors then participate in an intramolecular ligand-free Pd-catalyzed C-H amination. The azaheterocycles synthesized via this approach were further diversified by subsequent deprotection/functionalization and transition Ru-catalyzed C-H arylation.

In the second part of the presentation, the preparation of tailored novel fluorescent derivatives that features an intramolecular C-H functionalization will be presented. The fluorescent properties can easily be fine tuned by modifying the basic molecular scaffold.

## Poster

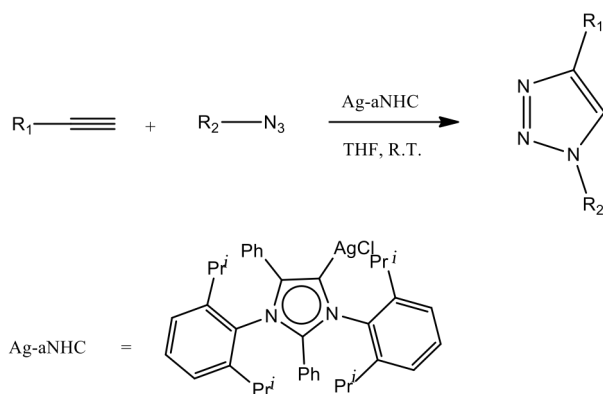
### [0168] Triazole synthesis by alkyne-azide cycloaddition using silver catalysis

EUGENIA JOSEFINA ALDECO-PEREZ<sup>1</sup>, ERICK CUEVAS-YAÑEZ<sup>2</sup>, ALDO IVAN ORTEGA-ARIZMENDI<sup>2</sup>

<sup>1</sup>Facultad de Química, Universidad Autónoma de Querétaro, Querétaro, Mexico, <sup>2</sup>Centro Conjunto de Investigación en Química Sustentable UAEM-UNAM, Toluca, Mexico

1,2,3-Triazoles were synthesized from a variety of alkyne and azides using silver compounds. Additionally to common silver salts (nitrate, sulphate, oxide and chloride), we also tried an N-heterocyclic “abnormal” complex, a derivative of a mesoionic carbene, that proved to be a better catalytic system. Good yields of the 1,2,3-triazoles were obtained, by means of an alternative methodology, avoiding side reactions, the use of additives and facilitating the purification of final products. A plausible mechanism were proposed, according to the literature.

The observed results represent a new source of potential catalysis using silver as the reactive center on the route to 1,2,3-triazoles, important heterocycles with many applications.





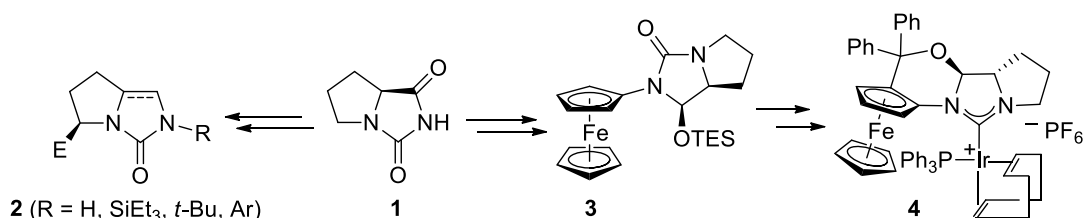
## Short Talk

### [0169] Development of Chiral Auxiliaries and Catalysts from Proline Hydantoin

Costa Metallinos

Brock University, St Catharines, Ontario, Canada

Our research program is focused on designing chiral reagents and catalysts for applications in asymmetric synthesis based on structural frameworks that have been under-exploited for lack of practical syntheses. Recent work has focused on the use of L-proline hydantoin (**1**) as a common starting material for the preparation of variously substituted imidazolone precursors (**2**) to *N*-heterocyclic carbenes (NHCs), including *N*-ferrocenyl imidazolones (**3**). Stereoselective induction of planar chirality in the latter molecules has enabled synthesis of iridium complexes bearing unusual NHCs (e.g., **4**) that catalyze asymmetric hydrogenation of quinolines at low hydrogen pressures (1-5 atm). A survey of recent results in this area will be presented.<sup>1-5</sup>



1. John, J.; Wilson-Konderka, C.; Metallinos, C. *Adv. Synth. Catal.* **2015**, 357, in press. 2. Metallinos, C.; Sadraei, S. E.; Zhukovskaya, N., *Heterocycles* **2014**, 88, 347. 3. Metallinos, C.; John, J.; Nelson, J.; Dudding, T.; Belding, L. *Adv. Synth. Catal.* **2013**, 355, 1211. 4. Metallinos, C.; John, J.; Zaifman, J.; Emberson, K. *Adv. Synth. Catal.* **2012**, 354, 602. 5. Metallinos, C.; Xu, S. *Org. Lett.* **2010**, 12, 76.

## Poster

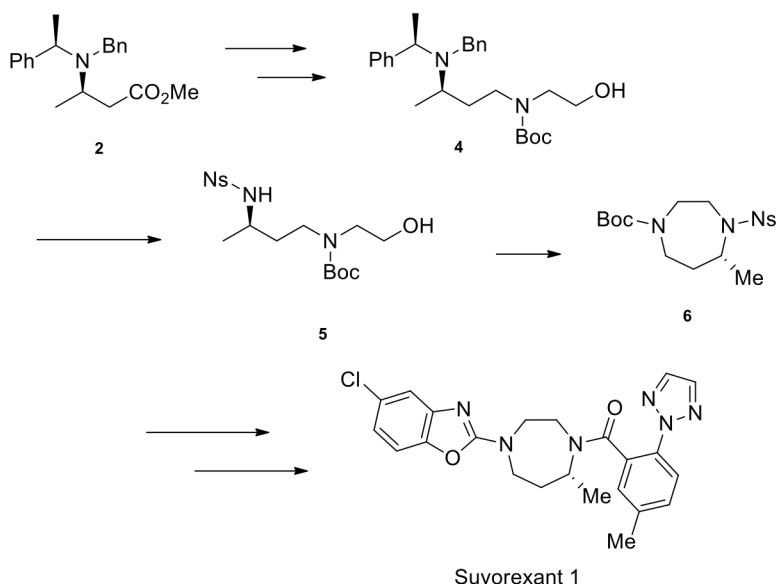
### [0170] Laboratory and practical synthesis of Suvorexant, a selective dual orexin receptor antagonist

Satoyuki Takahara, Daisuke Minehira, Isao Adachi, Naoki Toyooka

University of Toyama, Toyamaken, Japan

The development of a laboratory and practical synthesis of Suvorexant **1**, using intramolecular Mitsunobu cyclization reaction of intermediate **5** as the key reaction, has been reported. Compound **5** was obtained from known chiral ester **2** in three steps, and the key cyclization proceeded smoothly to provide the core seven-membered ring compound **6**, which was transformed into **1** by an additional four-step sequence.

The procedure described here needs no chiral-HPLC separation, no classical resolution, and no unique enzyme reactions, and offers an alternative practical synthesis of **1**.



*Tetrahedron Lett.* **2014**, 55, 5778–5780

[0171] **The second generation strategy of oligosaccharide synthesis via asymmetric intermolecular hydroalkoxylation of alkoxyallene**

Soyeong Kang, Young Ho Rhee

Pohang University of Science and Technology, Pohang, Kyungbuk, Republic of Korea

We reported a new synthetic strategy toward various cyclic acetals using Pd-catalyzed asymmetric hydroalkoxylation of alkoxyallene.<sup>1</sup> This method can be used for de novo carbohydrate synthesis. Currently, we are interested in developing an alternative strategy that can expand the utility of this methodology. Herein our recent progress in these efforts will be presented.

1. Lim, W.; Kim, J.; Rhee, Y. H.; *J. Am. Chem. Soc.* **2014**, 136, 13618.

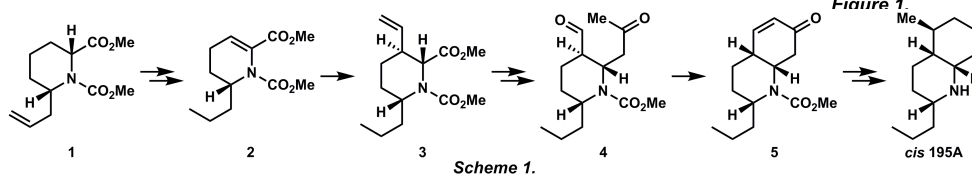
[0172] **Stereodivergent Synthesis of Decahydroquinoline-Type Poison Frog Alkaloids -Part 1-**

Takuya Okada<sup>1</sup>, Katsuki Takashima<sup>1</sup>, Jungo Ishimura<sup>1</sup>, Yuki Nakagawa<sup>1</sup>, Naoki Wada<sup>1</sup>, Masashi Kawasaki<sup>2</sup>, Naoki Toyooka<sup>1</sup>

<sup>1</sup>University of toyama, toyama, Japan, <sup>2</sup>Toyama prefectural university, Toyama, Japan

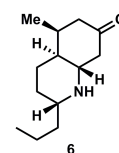
Neotropical poisonous frogs are a rich source of a structurally diverse array of alkaloids. Among them, the 2,5-disubstituted decahydroquinolines are one of the major classes of these amphibian alkaloids. In addition, these alkaloids contain both *cis*- and *trans*-fused decahydroquinoline nuclei having the diastereomeric centers at C-2 and C-5 positions (Figure. 1). However, no methodology for the stereodivergent synthesis of the *cis*- and *trans*-fused ring systems has been reported to date. We herein describe the stereoselective and stereodivergent route to the *cis*- and *trans*-fused decahydroquinoline ring core.

The synthesis began with known allyl derivative **1**, which was converted to enaminoester **2**. The key Michael-type of conjugate addition reaction of **2** proceeded smoothly to give



rise to the trisubstituted piperidine **3** as a single isomer, which was converted to Weinreb's amide. The Weinreb's amide was transformed into the keto aldehyde **4**, which was subjected to an intermolecular aldol type of cyclization to afford the enone **5** as a single isomer. The methyl group was introduced on the C-5 position of **5** with highly stereoselective manner. Barton's deoxygenation of the resulting ketone followed by deprotection of methoxycarbonyl group provided **cis-195A** (Scheme 1).

On the other hand, the *trans*-fused compound **6** was also synthesized starting from the common Weinreb's amide. The conversion of **6** to **4a-epi-cis 195A** is now in progress and will be reported.



## [0173] Stereodivergent Synthesis of Decahydroquinoline-Type Poison Frog Alkaloids -Part 2-

Takuya Okada<sup>1</sup>, Katsuki Takashima<sup>1</sup>, Jungo Ishimura<sup>1</sup>, Yuki Nakagawa<sup>1</sup>, Naoki Wada<sup>1</sup>, Masashi Kawasaki<sup>2</sup>, Naoki Toyooka<sup>1</sup><sup>1</sup>University of Toyama, Toyama, Japan, <sup>2</sup>Toyama Prefectural University, Toyama, Japan

Neotropical poisonous frogs are a rich source of a structurally diverse array of alkaloids. Among them, the 2,5-disubstituted decahydroquinolines are one of the major classes of these amphibian alkaloids. In addition, these alkaloids contain both *cis*- and *trans*-fused decahydroquinoline nuclei having the diastereomeric centers at C-2 and C-5 positions (Figure 1). However, no methodology for the stereodivergent synthesis of the *cis*- and *trans*-fused ring systems has been reported to date. We herein describe the stereoselective and stereodivergent route to the *cis*- and *trans*-fused decahydroquinoline ring core.

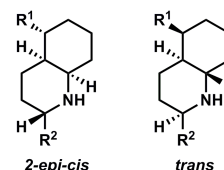
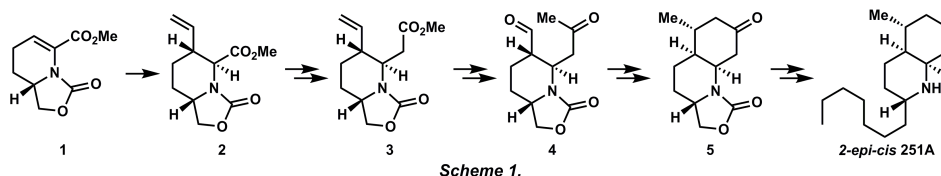


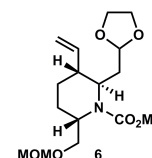
Figure 1.

The synthesis began with known enaminoester **1**, which was converted to the adduct **2** using the key Michael-type of conjugate addition reaction as a single isomer. The adduct **2** was transformed into the homologated ester **3**, which was converted to keto aldehyde **4**. The second key step was an intermolecular aldol



type of cyclization of **4** to afford the enone as a single isomer, which was introduced the methyl group on the C-5 position to afford the quinoline **5** with highly stereoselective manner. Barton's deoxygenation of the resulting ketone followed by hydrolysis of oxazolidinone ring provided amino alcohol, which was converted to **2-epi-cis 251A** in 4 steps (Scheme 1).

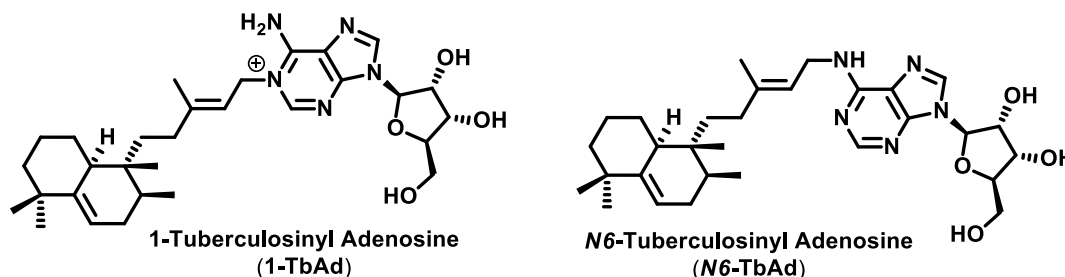
On the other hand, the *trans*-fused compound **6** was also synthesized starting from the common homologated ester **3**. The conversion of **6** to **trans 195A** is now in progress and will be reported.



## Short Talk

[0174] Tuberculosinyl Adenosines: Novel Terpene Nucleosides from *Mycobacterium Tuberculosis*Jeffrey Buter<sup>1</sup>, David Young<sup>2</sup>, Emilie Layre<sup>2</sup>, Branch Moody<sup>2</sup>, Adriaan J. Minnaard<sup>1</sup><sup>1</sup>University of Groningen, Groningen, The Netherlands, <sup>2</sup>Harvard Medical School, Boston, MA, USA

Tuberculosis (TB) remains a leading cause of death worldwide, resulting in 1.5 million deaths annually and yet no rapid, sensitive, and specific diagnostic test exists. Recently two novel terpene nucleosides were isolated from *Mycobacterium tuberculosis* (MTb) which were identified as 1-tuberculosinyl adenosine (1-TbAd) and N6-tuberculosinyl adenosines (N6-TbAd). In this presentation the first asymmetric total synthesis of the TbAd molecules will be discussed together with the development of specific diagnostic tests for MTb.



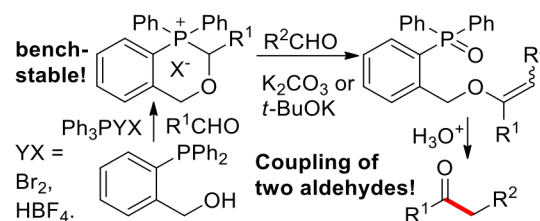
## Short Talk

### [0175] Synthesis and application of 2-substituted 1,1-diphenyl-2,4-dihydro-1H-benzo[d][1,3]oxaphosphinin-1-ium

Wenhua Huang, Hong-Ying Rong, Jie Xu

Tianjin University, Tianjin, China

In the presence of  $\text{Ph}_3\text{PBr}_2$  or  $\text{Ph}_3\text{PHBF}_4$ , 2-substituted 1,1-diphenyl-2,4-dihydro-1H-benzo[d][1,3]oxaphosphinin-1-ium can be synthesized from (2-(diphenylphosphino)phenyl)methanol and an aldehyde in 36-89% yields. These phosphonium salts are bench-stable solids and undergo Wittig olefination with another aldehyde under basic condition ( $\text{K}_2\text{CO}_3$  or  $t\text{-BuOK}$ ) to form benzylic vinyl ethers, which are readily hydrolyzed to 1,2-disubstituted ethanones under acidic condition. Therefore, the overall reaction provides a facile route to couple two aldehydes to form 1,2-disubstituted ethanones.



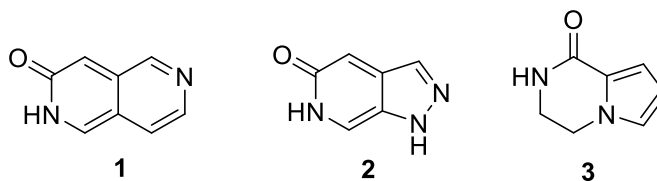
## Poster

### [0176] Synthesis of promising understudied heteroaromatic scaffolds for the drug discovery process

Paulo Eliandro da Silva Junior<sup>1</sup>, Vinícius Maltarollo<sup>3</sup>, Arasu Ganesan<sup>2</sup>, Gustavo Henrique Goulart Trossini<sup>3</sup>, Flavio da Silva Emery<sup>1</sup>

<sup>1</sup>Faculty of Pharmaceutical Sciences of Ribeirão Preto, University of São Paulo, Ribeirão Preto/SP, Brazil, <sup>2</sup>School of Pharmacy, University of East Anglia, Norwich, UK, <sup>3</sup>Faculty of Pharmaceutical Sciences, University of São Paulo, São Paulo/SP, Brazil

The chemical space is quite vast, it is estimated that there are more than  $10^{62}$  compounds with molecular weight below 500 Da. However only a small fraction of this area is exploited for drug discovery, usually by high throughput screening (HTS) approaches. Inevitably, HTS libraries generally present a large number of non drug-like compounds which generates constantly false positive results. Therefore in the present work we had selected three heteroaromatic systems for study (2,6-naphthyridin-3(2H)-one **1**, 1,6-dihydro-5H-pyrazolo[3,4-c]pyridin-5-one **2**, 3,4-dihydropyrrolo[1,2-a]pyrazin-1(2H)-one **3**) to conduct a synthetic and computational study to provide new drug-like compounds and innovation to drug discovery libraries. We have developed three novel and efficient synthetic routes for the promising heterocyclic scaffolds **1**, **2** and **3**, which are still underexploited by medicinal chemistry. First, the unpublished heterocyclic **1** had a robust synthetic route described based on pyridine substitution methodologies. The heterocycle **2** was achieved through *N*-acyl-*N*-nitroso intermediate cyclization in a few steps and low cost synthetic route. Finally, the structure **3** was synthesized by substitution methods of pyrrole ring. In addition, we proposed the synthesis of **1**, **2** and **3** derivatives and also a computational analysis, in order to ascertain their use as building blocks and also their potential for drug discovery processes. The three heteroaromatic scaffolds showed interesting medicinal chemical properties related to their structure, thus their application for libraries development is a promising “innovation tool” to drug discovery processes.



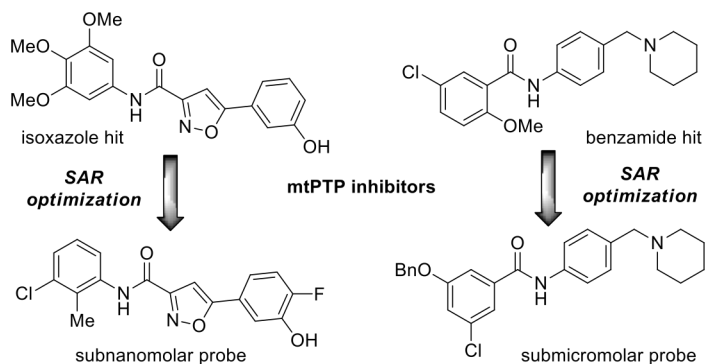
## Short Talk

### [0177] Discovery and Optimization of Novel Inhibitors of the Mitochondrial Permeability Transition Pore

Sudeshna Roy<sup>1,5</sup>, Justina Šileikyte<sup>2</sup>, Marco Schiavone<sup>2</sup>, Benjamin Neuenswander<sup>1</sup>, Michael Hedrick<sup>3</sup>, Thomas Chung<sup>3</sup>, Jeffrey Aubé<sup>1,5</sup>, Michael Forte<sup>4</sup>, Paolo Bernardi<sup>2</sup>, Frank Schoenen<sup>1</sup>

<sup>1</sup>University of Kansas, Lawrence, Kansas, USA, <sup>2</sup>University of Padova, Padova, Italy, <sup>3</sup>Sanford-Burnham Medical Research Institute, La Jolla, California, USA, <sup>4</sup>Oregon Health & Science University, Portland, Oregon, USA, <sup>5</sup>University of North Carolina at Chapel Hill, Chapel Hill, North Carolina, USA

The mitochondrial permeability transition pore (mtPTP) is a  $\text{Ca}^{2+}$ -requiring megachannel that permanently opens under pathological conditions and leads to deregulated release of  $\text{Ca}^{2+}$  and mitochondrial dysfunction. For the past couple of decades the mtPTP has been implicitly recognized as a therapeutic target for several deadly diseases such as Alzheimer's disease, muscular dystrophies, myocardial infarction, stroke, and diabetes. Herein we report the results of a high-throughput screening/chemical optimization approach that led to the discovery of two new chemotypes: (a) diarylisoxazole-3-carboxamides and (b) *N*-phenylbenzamides, which are first subnanomolar inhibitors of the mtPTP. The therapeutic potential and *in vivo* efficacy of the most potent analogues were validated in a biologically relevant zebrafish model of collagen VI congenital muscular dystrophies.



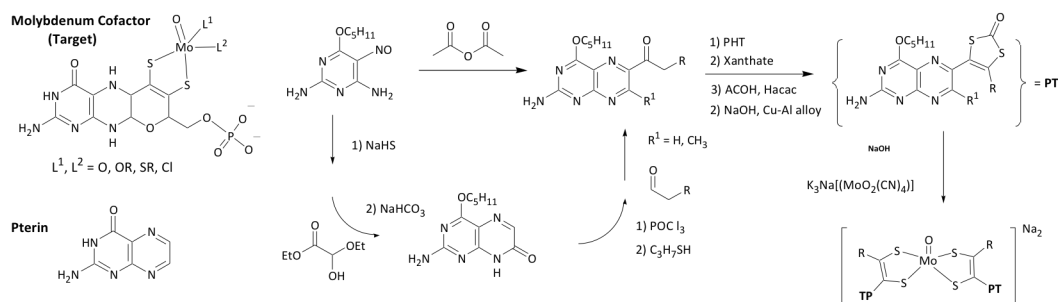
## Poster

### [0178] Mimicking the Molybdenum Cofactor by Synthesis of Molybdenum-Pterin Complexes.

Ivan Trentin, Carola Schulzke

Institute of Biochemistry, Greifswald, Vorpommern, Germany

Pterins fulfil a variety of roles in biology including being pigments, toxins, redox cofactors and C1 transfer cofactors. The pterin structure is also present in a rather complicated molecule called molybdopterin, which, by coordinating



to molybdenum, forms the molybdenum cofactor (Fig.) The main purpose of this project is the study of differently substituted pterin-dithiolene moieties bound to molybdenum (fig.) in order to obtain a better understanding of structure-function relationships and the high instability of this very important part of all molybdenum dependent oxidoreductases. One example of a synthetic pathway is shown below. Despite having shown that the third ring of mpt does not electronically influence the active site metal strongly if at all<sup>1</sup>, we are not convinced that it is actually negligible. Bearing a keto, two amine and one amide group, it is potentially reactive and more importantly it is able to take part in a substantial number of hydrogen bonds. Input from experts in the field of heterocyclic chemistry during the poster session will be highly appreciated.

**References** 1.U. Ryde, C. Schulzke, K. Starke, J Biol. Inorg. Chem. 2009, 14, 1053- 1064

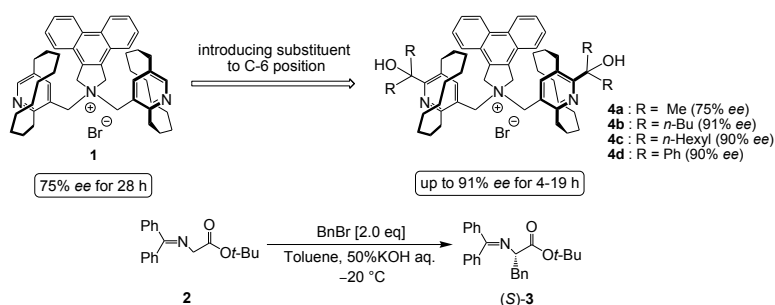
## Poster

### [0179] Synthesis of planar-chiral phase-transfer catalysts incorporating hydroxyl methyl pyridinophane moieties and their use for catalytic asymmetric reactions

Seiju Komaki, Megumi Imada, Nobuhiro Kanomata

Department of Chemistry and Biochemistry, Waseda University, Shinjuku-Ku, Tokyo 169-8555, Japan

Various phase-transfer catalysts (PTCs) have been reported useful for asymmetric reaction, however planar-chiral PTCs have not been reported yet in literature. We have been studying planar-chiral PTCs having [10]parapyridinophanes as planar chiral moieties and have already revealed that bispyridinophane catalyst **1** having a dibenz[e,g]isoindoline unit has moderate enantioselectivity for asymmetric benzylation of glycine derivatives **2** (up to 75% ee). For exploring further effective catalysts, we have synthesized novel planar-chiral PTCs **4a-d** having tertiary hydroxyl groups on their pyridine rings. With these catalysts **4a-d**, asymmetric benzylation reaction afforded phenylalanine derivatives **3** with up to 91% ee. Significant improvement of enantioselectivity was observed according to remote steric effect<sup>1)</sup> by introduction of sterically demanding substituents pushing oligo-methylene bridge out to the reaction site around a quaternary ammonium nitrogen. Reactions were also accelerated when using catalyst **4a-d** as compared to our previous ones due to increase of hydrophilicity around hydroxyl groups.



1) Mugishima, N.; Kanomata, N.; Akutsu, N.; Kubota, H. *Tetrahedron. Lett.* **2015**, 56, 1898-1903.

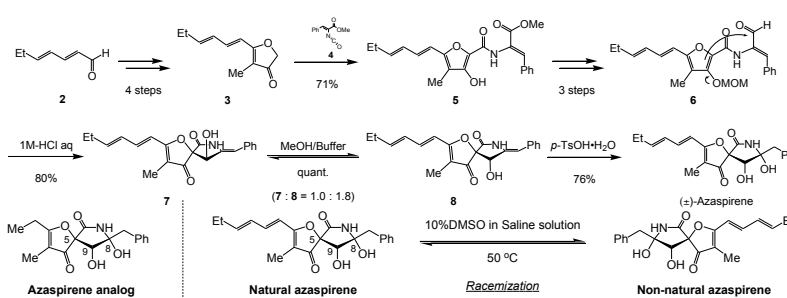
## Poster

### [0180] Total synthesis of (±)-azaspirene and racemization in aqueous media.

Takahiro Hasegawa<sup>1</sup>, Katuhito Nakazono<sup>1</sup>, Kazunori Souma<sup>2</sup>, Shun Hirasawa<sup>1</sup>, Nobuhiro Kanomata<sup>1,2</sup>

<sup>1</sup>Department of Chemistry and Biochemistry, Waseda University, Shinjuku-Ku, Tokyo, 169-8555, Japan, <sup>2</sup>Department of Applied Chemistry, Meiji University, Tama-Ku, Kawasaki, 214-8571, Japan

(-)-Azaspirene, isolated from the fungus *Neosartorya* sp., is an angiogenesis inhibitor having a characteristic spiro skeleton. Its asymmetric total synthesis was reported independently by two groups.<sup>1</sup> We have been studying synthesis of its natural and non-natural analogs and their in vitro assay.<sup>2</sup> During course of our research we found that the analog readily undergoes racemization of itself in water. Racemization of natural azaspirene, however, has not been announced yet. In this study, we synthesized (±)-azaspirene according to the following scheme and investigated its racemization. Our synthesis started from commercially available aldehyde **2**. Condensation of furanone **3** and isocyanate **4** followed by transformation of substituents afforded MOM aldehyde **6**. Removing the MOM group induced intramolecular aldol reaction and spiro compound **7** was obtained as a single isomer. Compound **7** was isomerized to **8** in basic conditions and the following hydration afforded racemic azaspirene in good yield. Racemization of optically active azaspirene, obtained by HPLC separation, was monitored in water. Racemization occurred more slowly than that of the analogous compound. This is probably because hydrogen bond between a hydroxyl group at C-8 and a carbonyl group of dihydrofuranone moiety is stronger in natural azaspirene due to longer conjugation with a hexadienyl side chain.



1. (a) Hayashi, Y.; Shoji, M.; Yamaguchi, J.; Sato, K.; Yamaguchi S.; Mukaiyama, T.; Sakai, K.; Asami, Y.; Kakeya, H.; Osada, H. *J. Am. Chem. Soc.* **2002**, 124, 12078-12079. (b) Aoki, S.; Oi, T.; Shimizu, K.; Shiraki, R.; Takao, K.; Tadano, K. *Bull. Chem. Soc. Jpn.* **2004**, 77, 1703-1716. 2. Emoto, M.; Yano, K.; Chojiamts, B.; Sakai, S.; Hirasawa, S.; Wakamori, S.; Aizawa, M.; Nabeshima, K.; Tachibana, K.; Kanomata, N. *Anticancer Res.* **2015**, 35, 2739-2746.

[0181] **N-acyl transfers in peptide elongation**

JING SHANG, Craig Hutton

The University of Melbourne, Melbourne, Australia

We have recently developed the method for the synthesis of peptides using a silver-promoted coupling of thioamides with amino acids. This method was shown to generate peptide imides which can be selectively hydrolysed to give peptides. During this investigation, acyl migration of the imides was observed to occur.

We are exploring the acyl migration reactions of peptide imides towards the insertion of amino acid residues into peptide thioamides. In particular, application in the ring expansion of cyclic peptides through this peptide imide formation-acyl migration process will be described.

Poster

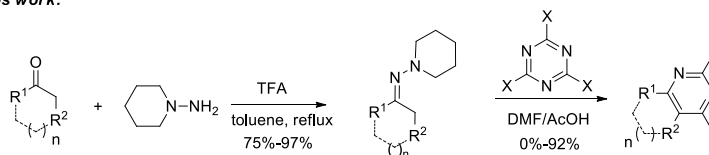
[0182] **Hydrazine-Catalyzed Direct Inverse Electron Demand Diels-Alder Reactions of 1,3,5-triazines with Ketones**

Kai Yang, Qun Dang, Xu Bai

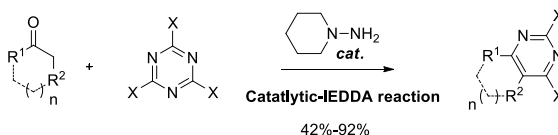
The Center for Combinatorial Chemistry and Drug Discovery of Jilin University, The College of Chemistry and The School of Pharmaceutical Sciences, Jilin University, Changchun, Jilin, China

Recently, we disclosed the successful development of hydrazones as productive dienophiles in the inverse electron demand Diels-Alder (IEDDA) reactions of 1,3,5-triazines.<sup>1</sup> To further expand the scope of IEDDA reactions of 1,3,5-triazines, we envisioned that ketones could participate in IEDDA reaction under hydrazine-catalysis conditions (**this work**). This catalytic IEDDA reaction with a broad substrate scope affords a succinct, economical and green approach to the synthesis of pyridimine fused heterocycles from readily available ketones, further expanding the scope for 1,3,5-triazine IEDDA reactions. Meanwhile, the applications of hydrazine-type organocatalyst have been expanded by these studies. The details of these investigations will be presented.

previous work:



this work:



(1) Yang, K.; Yang, Z.; Dang, Q.; Bai, X. *Eur. J. Org. Chem.* **2015**, DOI: 10.1002/ejoc.201500499

[0183] **Mylated Protein Isolates of some underutilized oil seeds and their Functional Properties**

Joan Ogundele<sup>1,2</sup>, Aladesanmi Oshodi<sup>2</sup>, Toibudeen Sanni<sup>3</sup>, Isiaka Amoo<sup>0</sup>

<sup>1</sup>Industrial Chemistry Department, Federal University Oye Ekiti, Oye Ekit, Ekiti State, Nigeria, <sup>2</sup>Chemistry Department, Federal University of Technology, Akure, Akure, Ondo State, Nigeria, <sup>3</sup>Food Science and Technology Department, Federal University Oye Ekiti, Oye Ekiti, Ekiti State, Nigeria

Protein isolates of some oil seeds were extracted using alkali extraction and precipitation at the isoelectric point. Maleic anhydride was used to modify the protein at pH 9 under ice, to produce Maleyl lysine. The functional properties of the mylated proteins were determined using standard methods. The protein solubility of the products were very high at pH 11, with values ranging from 77.20 to 95.00 % soluble protein. They have low jellying ability with list jellying concentration ranging from 2 to 8 (%w/v). They are slightly hydrophobic with oil absorption capacity ranging from 1.94±0.26 to 2.84±0.26 (g/g) and water absorption capacity ranging from 3.50±0.50 to 3.00±0.00 (g/g).

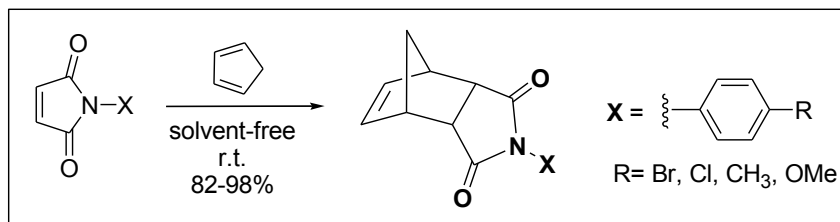
Poster

[0184] **New Solvent-free Synthesis of Norbornenes Derived from Maleimides**

Ingridhy O. M. F da Silveira<sup>1</sup>, Cristiane Winck<sup>1</sup>, Dênis Pires de Lima<sup>1</sup>, Adilson Beatriz<sup>1</sup>, Roberto da Silva Gomes<sup>2</sup>

<sup>1</sup>Federal University of Mato Grosso do Sul, Campo Grande/MS, Brazil, <sup>2</sup>Federal University of Grande Dourados, Dourados/MS, Brazil

In 2006, Kas'yan et al. reported the reactions of several bicycle [2.2.1] hept-5-ene-endo, endo-2, 3- dicarboxylic anhydride with cyclic non-aromatic amines to obtain the correspondent norbornene N-alkylamides and then N-alkyl norbornene dicarboximides. It is known that these compounds were used as components of repellent compositions and as agents endowed with sedative activity. To prepare the carboximides is required two steps: formation of a derivative norbornene acid in benzene, and closure of imidic ring using several days with yields of 86% and 74%, respectively. In this work, we describe an alternative, shorter, and efficient method for the synthesis of the N-aryl norbornene dicarboximides using a solvent-free Diels–Alder reaction between cyclopentadiene and N-aryl-4-substituted maleimides, at room temperature, affording excellent yields (82-98%). The required N-aryl maleimides were prepared from reaction of substituted anilines with maleic anhydride, using ethyl ether as solvent, leading to moderate to good yields (60-80%).





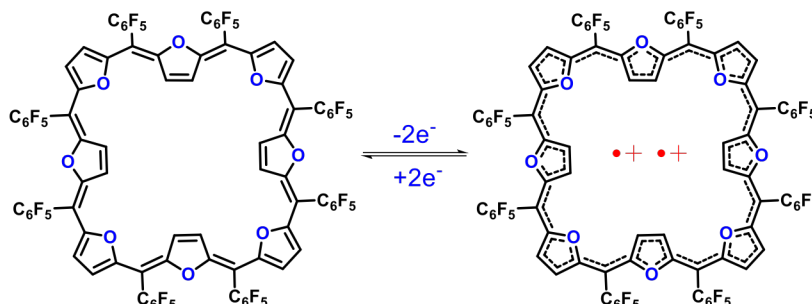
[0185] **Reversible Oxidation of 40 $\pi$  Antiaromatic Expanded Isophlorins into a Polaron Pair**

Neelam Shivran, Venkataramanarao G. Anand, Kiran Reddy Baddigam

Indian Institute of Science Education and Research, Pune, India

30 $\pi$  and 40 $\pi$  isophlorins are higher analogues of 20 $\pi$  isophlorins;<sup>[1]</sup> and are the simplest example of expanded isophlorins having planar and ring inverted structures.<sup>[2]</sup> The expanded derivatives of isophlorins provide number of examples for Huckel's (4n+2) $\pi$  aromatic and 4n $\pi$  anti-aromatic systems. In contrast to the aromatic expanded isophlorins, the 4n $\pi$  antiaromatic systems differ in their optical and electrochemical properties. The large and planar expanded isophlorins exhibit

reversible two-electron oxidation in comparison to their smaller analogues. A 40 $\pi$  conjugated macrocycle with eight furan rings was yielded by acid-catalyzed condensation of furan and pentafluorobenzaldehyde;<sup>[3]</sup> and oxidized with trifluoroacetic acid or [Et<sub>3</sub>O+SbCl<sub>6</sub>] or NOBF<sub>4</sub>.<sup>[4]</sup> The oxidized product was identified as polaron pair. Single-crystal X-ray diffraction analysis confirmed a planar structure of the oxidized product and the free base.



Reddy, J. S.; Anand, V. G., *J. Am. Chem. Soc.* **2008**, *130*, 3718-3719. 2. Reddy, J. S.; Anand, V. G., *J. Am. Chem. Soc.* **2009**, *131*, 15433-15439. 3. Reddy, J. S.; Mandal, S.; Anand, V.G., *Org. Lett.* **2006**, *8*, 5541. 4. Gopalakrishna, T. Y.; Anand, V. G., *Angew. Chem. Int. Ed.* **2014**, *53*, 6678.

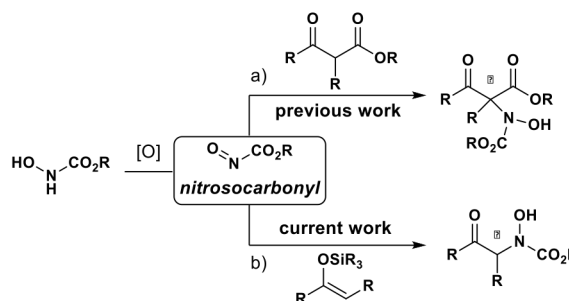
## Short Talk

[0186] **Practical Asymmetric Electrophilic Amination of Silyl Enol Ether Derivatives via the Nitrosocarbonyl Ene Reaction**

David Sandoval, Andrey Samoshin, Javier Read de Alaniz

UCSB, Santa Barbara, CA, USA

Presented is an account of the first example of a general asymmetric nitrosocarbonyl ene reaction with silyl enol ether derivatives. The procedure is operationally simple and utilizes an easily accessible chiral nitrosocarbonyl precursor (EleNOR), catalytic copper, and air as a benign oxidant. The transformation is both high yielding and highly diastereoselective for a variety of silyl enol ether derivatives including aromatic heterocyclic ketones. A range of non-exclusive post-functionalizations showcases the variety and scope of this method's potential synthetic applications.



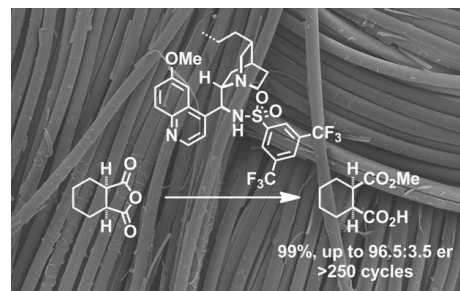
## Short Talk

### [0187] Organotextile Catalysis

JIWOONG LEE<sup>1,2</sup>, THOMAS MAYER-GALL<sup>3</sup>, KALUS OPWIS<sup>3</sup>, CHOONG EUI SONG<sup>4</sup>, JOCHEN STEFAN GUTMANN<sup>3,5</sup>, BENJAMIN LIST<sup>2</sup>

<sup>1</sup>University of California, Berkeley, Berkeley, USA, <sup>2</sup>Max-Planck-Institut für Kohlenforschung, Mülheim an der Ruhr, Germany, <sup>3</sup>Deutsches Textilforschungszentrum, Krefeld, Germany, <sup>4</sup>Sungkyunkwan University, Suwon, Republic of Korea, <sup>5</sup>University Duisburg-Essen, Essen, Germany

Throughout human history, textiles have been integral to daily life, but their exploration in catalysis has been neglected. We demonstrated a facile and permanent immobilization of organocatalysts on the textile nylon using ultraviolet light, which doesn't require chemical modification for the immobilization. A Lewis basic, a Brønsted acidic, and a chiral organocatalyst immobilized on textile display excellent stability, activity, and recyclability for various reactions. High enantioselectivity (>95:5 er) can be maintained for more than 250 cycles of asymmetric catalysis. Practical and straightforward applications of textile organocatalysis may be beneficial for various fields by providing inexpensive and accessible functionalized catalytic materials.

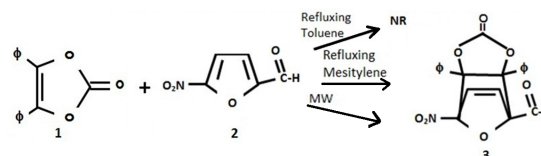


## Poster

### [0188] Progress Toward the Synthesis of Novel Heterocyclic Compounds Via Diels-Alder Reactions, Including Microwave Promotion

Douglas Armstrong, Kristen Richey

Olivet Nazarene University, Bourbonnais, Illinois, USA



This project involves “inverse-electron-demand” (IED) Diels-Alder (DA) reactions, microwave promotion (versus conventional heating), and retro-Diels-Alder (RDA) reactions. Concerning IED, we tried to figure out how electron-poor a diene would need to be, in order to require an electron-rich dienophile. Just a few examples of the many reactions done by ONU Honors Program undergraduate research student, Kristen Richey, are summarized below. MW refers to the use of our Biotage microwave instrument, “Initiator” model. **By the time this abstract was written, none of the product structures had been rigorously proven.** 4,5-diphenyl-1,3-dioxol-2-one **1** was reacted with 5-nitro-2-furaldehyde **2**. The nitro and formyl groups should provide enough IED electron deficiency, and **1** should be electron-rich enough. No reaction was observed in toluene, but in mesitylene, TLC analysis showed a single product, expectedly **3**, but both reactants were present, suggesting an incomplete reaction and/or RDA. Several other combination of reactants were tried, in refluxing solvents of various boiling points, but with similar results. Therefore, microwave heating was tried, including several combinations of reactants, including **1** and **2**, and with several different sets of MW conditions, but all such attempts also resulted in both reactants being present (along with products). More research is needed.

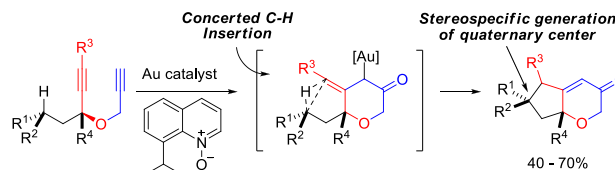
## Short Talk

### [0189] C-H insertions in oxidative gold catalysis: Synthesis of bicyclic dihydropyran-3-ones from in situ generated $\alpha$ -oxo gold carbenes through the relay of vinyl cation intermediates

Zhitong Zheng, Liming Zhang

University of California, Santa Barbara, Santa Barbara, CA, USA

An expedient synthesis of bicyclic dihydropyran-3-one compounds is realized in a cascade triggered by oxidative gold catalysis. In this reaction, the initially formed  $\alpha$ -oxo gold carbene intermediate, generated upon gold-catalyzed oxidation of alkyne, could be trapped by a tethered C-C triple bond, thereby generating a vinyl cation intermediate. This intermediate of highly electrophilicity is likely responsible for the intramolecular concerted C-H insertion. The reaction provides a simple way of constructing functionalized bicyclic system from easily accessible propargyl ethers.



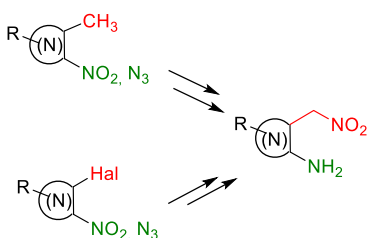
## Poster

### [0190] New access to bicyclic heterocyclic structures bearing a fused nitropyrazole

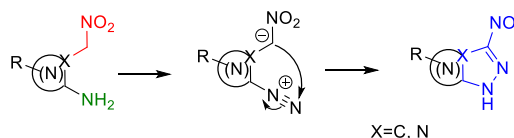
Thibaud Alaïme<sup>1,2</sup>, Eric Pasquinet<sup>1</sup>, Franck Suzenet<sup>2</sup>, Gérald Guillaumet<sup>2</sup>

<sup>1</sup>CEA Le Ripault, Monts, France, <sup>2</sup>Institut de Chimie Organique et Analytique, Orléans, France

The strategy described in this work provides new access to bicyclic structures, with a 3-nitropyrazole fused with a six or a five-membered ring. The point is that cyclization occurs during the last sequence of the synthesis, so that reactivity relies mostly on the main ring. The key point of the strategy was the introduction of the nitromethylene moiety, as few techniques exist to synthesize this kind of fragments, as well as its handling. Indeed this fragment makes compounds hard to purify and very sensitive to many reaction conditions (acidic protons, ease of oxidation and reduction...). This work also describes a new, practical and scalable method for isolation and purification of nitromethyl(het)arenes (scheme 1). The last reaction implies a condensation of a nitromethylene fragment on a diazonium placed in the ortho position on the main cycle. After re-aromatization, the newly formed heterocyclic compound presents a higher nitrogen content with a 3-nitropyrazole moiety. The reaction is summarized in scheme 2



Scheme 1 – The route to 1-amino-2-(nitromethyl)arenes



Scheme 2 – Intramolecular cyclization to fused 3-nitropyrazoles

## Poster

### [0191] New Methods for Amide Bond formation and Oxazole Synthesis

Aysa Pourvali, Craig Hutton

University of Melbourne, Melbourne, Australia

Synthesis of amide bonds is one the most important issues in organic chemistry. The reaction between thioamides and silver carboxylates, initially,<sup>1</sup> has been investigated for development into a general method for amide bond formation. A range of carboxylic acids and thioamides were reacted in the presence of silver (I) carbonate to generate imides. This system was shown to be effective for different N-protected amino acids and thioamides, including the preparation of dipeptide imides. Investigations of the cleavage of the imide products suggest this may be a viable general method for amide bond formation.<sup>2</sup> Furthermore, dipeptide thioamides were shown to be useful precursors to 2-amino oxazoles.

[1] Avalos, M.; Babiano, R.; Cintas, P.; Duran, C. J.; Higes, F. J.; Jimenez, J. L.; Lopez, I.; Palacios, J. C., *Tetrahedron* 1997, 53, 14463. [2] A. Pourvali.; J. R. Cochrane.; C. A. Hutton., *Chem. Comm.* 2014, 50, 15963.

## Invited

### [0192] Developing a Library of Heterocycles to Fight Neglected Diseases

Flavio Emery

School of Pharmaceutical Sciences at Ribeirao Preto/University of Sao Paulo, Ribeirao Preto, Sao Paulo, Brazil

The available drug space for treating neglected diseases are limited and do not cover desirable drug-like properties. The most recent trends in neglected diseases drug discovery aim to change this picture. In order to succeed advancing medicinal chemistry in the area, a good library of structurally diverse compounds covering the property-space for drug-likeness plays a central role. This talk will present our work on building library of heterocycles, based on five main strategies: innovative scaffolds, heterocyclic reactivity, heterocyclic fragment embedment, diversity oriented synthesis and total synthesis.

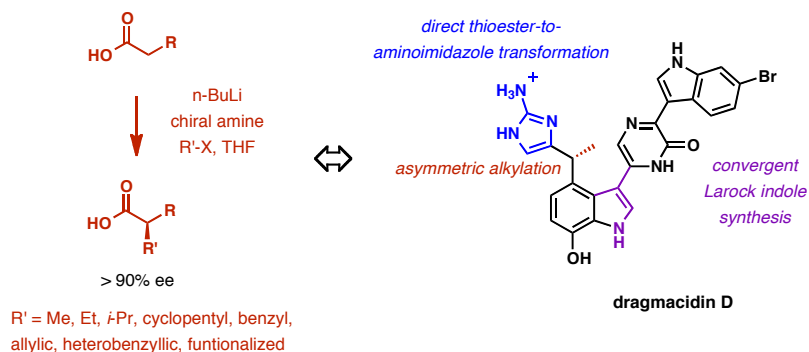
## Invited

### [0193] Total Synthesis and Stereochemistry of (+)-Dragmacidin D

Jeffrey Jackson, Hiroyuki Kobayashi, Armen Zakarian

UC Santa Barbara, Santa Barbara, USA

Dragmacidin D is a complex deep-sea marine heterocyclic natural product whose stereochemical identity has remained unclear since its isolation. This bis(indole) pyrazinone alkaloid contains a single stereocenter, whose configuration was proposed based on stereochemistry of another congener, dragmacidin F. Recently, Capon and Jia revised the assignment to 6''*R* based on total synthesis, the first enantioselective preparation of dragmacidin D in 26 steps. We developed an effective direct asymmetric alkylation of arylacetic acids, which enabled the synthesis of (+)-dragmacidin D in 10 steps. Curiously, our own effort confirmed the originally proposed assignment as 6''*S*. We also determined that dragmacidin D undergoes a slow racemization in aqueous solution at pH 6.8, essentially complete within 16 days at room temperature.



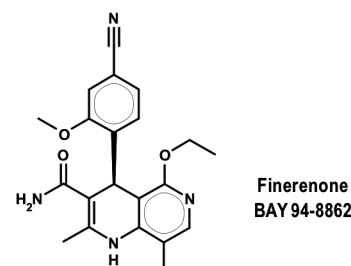
## Invited

### [0194] Synthesis and Up-Scaling of Finerenone, a Novel Potent and Selective Oral Non-Steroidal Mineralocorticoid Receptor (MR) Antagonist

Johannes Platzek

BAYER PHARMA AG, Wuppertal, Nordrhein Westfalen, Germany

Finerenone (BAY 94-8862) is a novel potent and selective oral non-steroidal mineralocorticoid receptor (MR) antagonist blocking deleterious effects of aldosterone. Increased activation of the MR leads to pathological changes in the heart and kidneys, which can be prevented by effective MR antagonism. Finerenone has demonstrated a promising efficacy and safety profile in preclinical studies as well as in Phase IIa. The MR antagonist is currently in clinical Phase IIb development for the treatment of worsening chronic heart failure and diabetic nephropathy and is expected to enter clinical Phase III end of 2015. Synthesis and up-scaling of the novel optical active Dihydropyridine derivative to commercial scale, as well as challenges during process development will be discussed. Application of SMB technique for separation of enantiomers on large scale will be demonstrated. Additionally, the synthesis and characterization of metabolites will be presented.



## Plenary

### [0195] Toward a nature-inspired, dual-catalytic method to dehydrogenate organic compounds

Erik Sorensen, Julian West

Princeton University, Princeton, NJ, USA

This lecture will describe our development of a light-induced, dual-catalytic method for converting saturated hydrocarbons to alkenes with the simultaneous formation of hydrogen gas. This 'dehydrogenation' process uses two mutually compatible, base metal catalysts to generate alkenes and molecular hydrogen by sequential carbon-hydrogen bond cleavages. The sequential, catalyst-mediated hydrogen atom transfers occur at room temperature and call to mind the mechanism of nature's desaturase enzymes. In the wake of the alkene synthesis, the 'hydrido' forms of the catalysts undergo a reaction that liberates hydrogen gas and returns the catalysts to the reaction. Our on going efforts to achieve diverse chemical reactions that are attended by dehydrogenations will also be addressed.

[0196] **Old Methods to New Targets: Accessing Highly Functionalized Heterocycles for Drug Development**

Christopher Borths

Amgen, Thousand Oaks, CA, USA

The development of a practical and efficient synthesis of an investigational drug candidate will be described. A Vilsmeier-Haak quinolinone synthesis was first developed to support the initial multi-kilo manufactures. Alternative chemistry based on a highly selective Friedlander cyclization was later discovered to provide efficient access to the key quinolinone intermediate. Development of subsequent transformations to access the target molecule including development of a challenging Negishi coupling and selective oxime hydrogenation will also be described. The process development ultimately provided access to the non-racemic drug candidate in 5-step chiral process with a 47% overall yield.

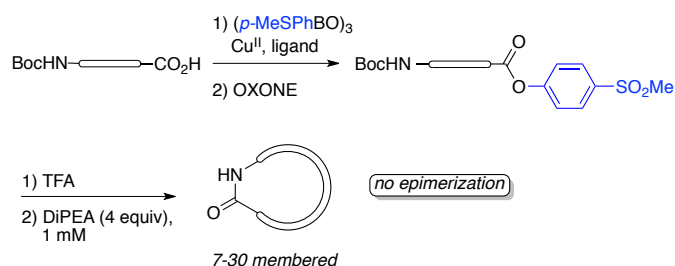
## Short Talk

[0197] **Epimerization-free Cu-catalyzed peptide activation and cyclization**

Jan van Maarseveen, Stanimir Popovic, Linda Wijsman, Henk Hiemstra

University of Amsterdam, Amsterdam, The Netherlands

For peptide cyclization C-terminal carboxyl activation is mandatory. In general, peptide C-terminal activation is accompanied by partial epimerization. By replacing the traditional coupling reagents by the Cu-catalyzed Chan-Lam reaction mildly activated peptide aryl-esters were obtained that were cyclized with complete stereocontrol.



## Plenary

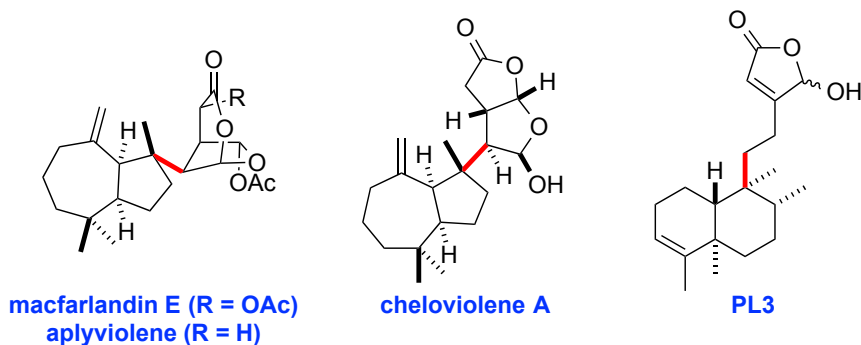
[0198] **Fragment Coupling Using Bimolecular Free-Radical Reactions**

Larry Overman

University of California, Irvine, Irvine, CA, USA

Convergent synthesis strategies are fundamental to the efficient preparation of complex organic molecules. As a result, reactions that achieve the high-yielding union of polyfunctional fragments have particular importance in the preparation of structurally intricate organic molecules. Especially

demanding are fragment coupling reactions that form sp<sup>3</sup>-sp<sup>3</sup> sigma bonds and two stereocenters. When the two stereocenters reside in different rings and at least one of these stereocenters is quaternary, the challenge is enhanced substantially. This lecture will discuss the previously under appreciated utility of bimolecular reactions of free radicals to couple structurally intricate fragments.



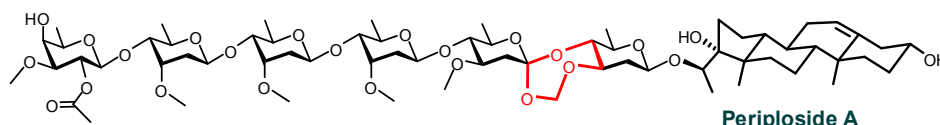
## Invited

### [0199] Total Synthesis of Periploside A, a Unique Pregnane Hexasaccharide with Potent Immunosuppressive Effects

Xiaheng Zhang, Biao Yu

Shanghai Institute of Organic Chemistry, Chinese Academy of Sciences, Shanghai, China

Periploside A is a pregnane hexasaccharide identified from the Chinese medicinal plant *Periploca sepium*, which features a unique seven-membered formyl acetal bridged orthoester (FABO) motif and shows potent immunosuppressive activities. The total synthesis of this natural product is achieved in a total of 76 steps with the longest linear sequence of 29 steps and 9.2% overall yield.<sup>[1]</sup> The FABO motif is constructed via a combination of Sinaý's and Crich's protocol for the formation of orthoester and acetal glycosides, respectively. The 2-deoxy-b-glycosidic linkages are assembled stereoselectively with judicious choice of the glycosylation methods.<sup>[2,3]</sup> The epimer at the spiro-quaternary carbon in the FABO motif has also been elaborated in a stereo-controlled manner. This epimer, as well as the synthetic analogs bearing FABO motif, retain largely the inhibitory activities of periploside A against the proliferation of T-lymphocyte, indicating the importance of the chemical connection of the FABO motif to their immunosuppressive activities.



[1] X. Zhang, Y. Zhou, J. Zuo, B. Yu, *Nature Commun.* 2015, 6:5879. doi: 10.1038/ncomms6879. [2] B. Yu, J. Sun, X. Yang, *Acc. Chem. Res.* 2012, 45, 1227–1236. [3] Y. Tang, J. Li, Y. Zhu, Y. Li, B. Yu, *J. Am. Chem. Soc.* 2013, **135**, 18396–18405.

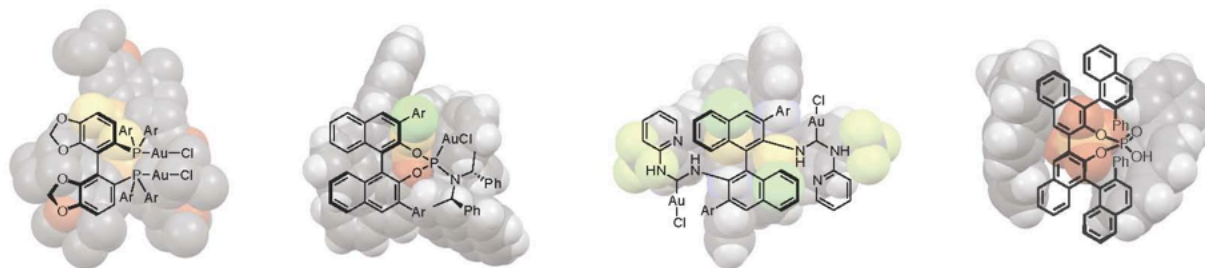
## Plenary

### [0200] Enantioselective Synthesis of Heterocycles from Carbon-Carbon Multiple Bonds

F. Dean Toste

University of California, Berkeley, Berkeley, CA, USA

This lecture will emphasize a reactivity driven approach to development of electrophilic catalysts for addition, rearrangement, cycloaddition and coupling reactions of C-C multiple bonds. More specifically, the application of cationic gold(I) complexes, chiral counterions and chiral acids in enantioselective transformations initiated by  $\pi$ -activation will be discussed. Particular attention will be devoted to the mechanistic hypotheses that form the basis for catalyst discovery and the development of new reactions.





## Plenary

### [0201] Complex Natural Products as a Driving Force for Discovery in Organic Chemistry

Brian Stoltz

Caltech, Pasadena, CA, USA

Our laboratory is deeply interested in the discovery and development of new reaction methodology *en route* to the chemical synthesis of complex bioactive molecules. Research in our group at the California Institute of Technology is centered in the general area of synthetic chemistry, with a focus on the development of new strategies for the preparation of complex molecules, including natural products that possess interesting structural, biological, and physical properties. Concurrent to this program of target driven synthesis is a strong effort directed toward the development of new techniques and reaction methods, which will be useful for a range of applications. Typically, the complex target structure is used as an inspiration for the discovery of new reactions and technologies that may eventually be regarded as general synthetic methodology. Consequently, this approach provides access to a) novel, medically relevant structures, b) a general method for their synthesis, and c) new synthetic methods that will be beneficial for a host of applications.

The catalytic asymmetric synthesis of all-carbon quaternary stereocenters stands as a significant challenge in synthetic chemistry and we have encountered this problem many times in the course of natural product total syntheses. As a result of such endeavors, we have been developing mild, catalytic methods that allow for efficient and stereoselective construction of these challenging centers. Our recent results and applications of these new methods will be discussed in the lecture.

## Invited

### [0202] Development of New Higher-Order Carbocyclization Reactions: Emulating Terpene Biosynthesis

P. Andrew Evans

Queen's University, Kingston, ON K7L 3N6, Canada

Transition metal-catalyzed higher-order carbocyclization reactions provide powerful methods for the stereoselective construction of complex polycyclic systems that are generally not accessible *via* classical pericyclic reactions.<sup>[1]</sup> We have demonstrated the merit of the rhodium-catalyzed [m+n+n] carbocyclization reactions of carbon and heteroatom tethered 1,6-enynes with carbon monoxide, alkynes and dienes. More recently we have explored the development of a stereoselective rhodium-catalyzed [3+2+2] carbocyclization of 1,6-alkenylidenecyclopropanes with activated alkynes for the construction of *cis*-fused bicycloheptadienes,<sup>[2]</sup> which prompted the isolation of the key metallacycle intermediate<sup>[3]</sup> and the expansion of the scope of p-fragments to carbon monoxide and allenes.<sup>[4,5]</sup> The seminar will outline some of these developments and their application to challenging bioactive natural products.

#### References

1. Inglesby, P. A.; Evans, P. A. *Chem. Soc. Rev.* **2010**, 39, 2791.
2. (a) Evans, P. A.; Inglesby, P. A. *J. Am. Chem. Soc.* **2008**, 130, 12838. (b) Evans, P. A.; Inglesby, P. A.; Kilbride, K. *Org. Lett.* **2013**, 15, 1798. (c) Evans, P. A.; Negru, D. E.; Shang, D. *Angew. Chem. Int. Ed.* **2015**, 54, 4768.
3. Inglesby, P. A.; Bacsa, J.; Negru, D. E.; Evans, P. A. *Angew. Chem. Int. Ed.* **2014**, 53, 3952.
4. Mazumder, S.; Shang, D.; Negru, D. E.; Baik, M.-H.; Evans, P. A. *J. Am. Chem. Soc.* **2012**, 134, 20569.

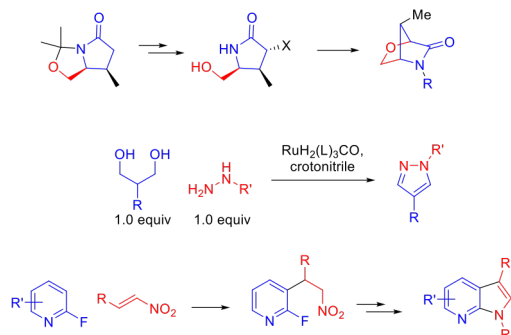
## Invited

### [0203] Novel Strategies for the Preparation of Functionalizable Heterocyclic Motifs

Andrew Flick, Chulho (Charlie) Choi, Dan Schmitt, Alexandria Taylor, James Mousseau, Alpay Dermenci, Ming Chen, Niyi Fadeyi, Christophe Allais, Jotham Coe, Jessica Williams, Brian Gerstenberger, Stephen Wright, Xiaojing (Helen) Yang, Yvette Fobian, Bobby Kyne

Pfizer Global R & D, Groton, CT, USA

The preparation of heterocyclic motifs provides an exciting platform from which to conduct fundamental research, particularly that which supports the study of the interaction of small molecules with therapeutically-relevant biological targets. Densely packed arrangements of heteroatoms and stereogenic centers constituting these polycyclic subunit challenge the limits of current technology, prompting the need for new strategies for the synthesis of these systems. Novel approaches which have demonstrated our access to these challenging molecular architectures will be presented-- a ruthenium-catalyzed hydrogen transfer of 1,3-diols in the presence of alkyl hydrazines to furnish 1,4-disubstituted pyrazoles and an intramolecular displacement of an  $\alpha$ -carbonyl fluoride by a tethered alkoxide to furnish [2.2.1] azabicyclics with excellent stereocontrol will be disseminated. Furthermore, a versatile approach to 5,6-fused heteroaromatics will be described which involves the conjugate addition of a metallated 2-fluoropyridine to substituted nitroolefins followed by a tractable 3-step sequence capable of furnishing these highly important bicyclic arrays.



## Plenary

### [0204] Transcriptional Control of Cancer with Small Molecules: Towards Novel Therapeutics

Matthew Shair

Harvard University, Cambridge, USA

My lecture will describe our use of small molecules to discover a new mechanism to control aberrant transcription of key genetic programs in cancer. I will also describe our progress towards initiating first-in-class clinical trials based on our discoveries. Synthesis and development of precision targeting small molecules has played a key role in this project.

## Invited

### [0205] Nitrogen Dense Heterocycles as Antibiotic Adjuvants

Christian Melander

North Carolina State University, Raleigh, NC, USA

The emergence of resistance to multiple antimicrobial agents in pathogenic bacteria has become a significant global public health threat. Drug resistant bacterial infections cause considerable patient mortality and morbidity, and rising antibiotic resistance is seriously threatening the vast medical advancements made possible by antibiotics over the past 70 years. The Centers for Disease Control and Prevention (CDC) estimates that over two million people acquire antibiotic resistant bacterial infections each year in the United States, and more than 23,000 people die as a result. While the development of new antibiotics is one approach for the treatment of multi drug resistant pathogens, the fact remains that bacteria invariably develop resistance to any introduced therapy that relies solely upon a single bacteriostatic/bactericidal mechanism. For example, daptomycin was introduced into the clinic in 2003, and less than a year later the emergence of resistance was observed. As a result, alternative approaches to controlling bacterial infections are sorely needed and underexploited. One such approach is the identification of genes and pathways that play an important role in bacterial resistance to currently approved antibiotics, and the identification of small molecule adjuvants that target and block these pathways, thereby repotentiating the activity of the antibiotic when administered as a combination therapy. Efforts in our lab towards the development of such adjuvants based upon functionalized 2-aminoimidazoles will be presented, focusing on examples of breaking antibiotic resistance in multidrug resistant Gram-negative pathogens.



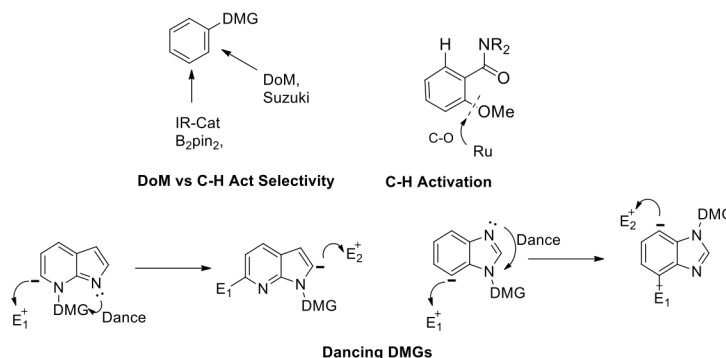
## Invited

### [0206] "Life is Heterocyclic" (Metalation)

Victor Snieckus

Queen's University, Kingston, Ontario, Canada

The common theme in our laboratories is the invention and development of new DoM aromatic chemistry, separate and linked to transition metal catalyzed processes, and their demonstration in bioactive molecule, natural product, and materials construction. In honour of Alan Katritzky, a selection of these themes bearing on heterocyclic chemistry, including new departures into DMG Dancing and Ir and Ru catalyzed DoM-enhancing Connections, will be described.



Board, J., Cosman, J., Singh, S. Rantanen, T., Snieckus, V., *Platinum Metals Rev.*, 2013, **57**, (4), 234–258.

## Invited

### [0207] Molecular Gymnastics: bond formation with rearrangements

Nuno Maulide

University of Vienna, Institute of Organic Chemistry, Vienna, Austria

The turn of the century brought about a pressing need for new, efficient and clean strategies for the chemical synthesis of biorelevant compounds. Our group has studied the use of various molecular rearrangements and atom-economical transformations as particularly appealing means towards the streamlined synthesis of complex small molecule targets.<sup>1,2,3</sup>

In this lecture, we will present an overview of our research in these areas and how they provide efficient solutions for total synthesis as well as platforms for the discovery of unusual reactivity.

[1] (a) Luparia, M.; Oliveira, M.T.; Audisio, D.; Frébault, F.; Maulide, N. *Angew. Chem. Int. Ed.* **2011**, *50*, 12631. (b) Audisio, D.; Luparia, M.; Oliveira, M.T.; Frébault, F.; Klütt, D.; Maulide, N. *Angew. Chem. Int. Ed.* **2012**, *51*, 7314. (c) Misale, A.; Niyomchon, S.; Luparia, M.; Maulide, N. *Angew. Chem. Int. Ed.* **2014**, *53*, 7068. [2] Huang, X.; Maulide, N. *J. Am. Chem. Soc.* **2013**, *135*, 7312. [3] Jurberg, I.D.; Peng, B.; Wöstefeld, E.; Wasserloos, M.; Maulide, N. *Angew. Chem. Int. Ed.* **2012**, *51*, 1950.

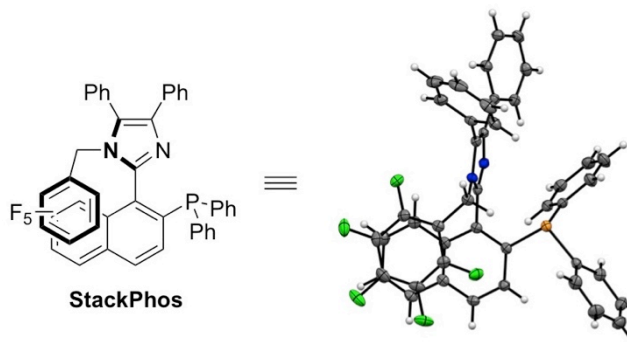
## Invited

### [0208] Development and Application of StackPhos, A New Chiral Biaryl Heterocyclic Ligand for Enantioselective Catalysis

Aaron Aponick

University of Florida, Gainesville, FL, USA

The development of new chiral ligands for enantioselective catalysis continues to be an important research area as the products impact a broad range of disciplines driven by organic synthesis. Our group has been involved in designing chiral biaryl P,N-ligands that incorporate a heterocycle into the biaryl backbone. This lecture will cover the developments in my laboratory that lead to the design and implementation of StackPhos, an imidazole-based P,N-ligand with unique ligation properties and catalytic activity.



## Plenary

### [0209] Brønsted Acid Catalysis - Concepts and Applications in the Synthesis of Heterocycles

Magnus Rueping

RWTH Aachen University, Aachen, Germany

The development and application of metal-free catalysts has become an important topic in organic synthesis and catalysis. Recently, chiral Brønsted acids have been shown to be vital alternatives to metal catalysts and examples of highly enantioselective transformations have been reported. These reactions, similar to several enzymatic processes, proceed through ion-pair and hydrogen-bond activation. In this presentation our introduction to enantioselective Brønsted acid catalysis will be shown and new and valuable transformations will be highlighted. Additionally, efforts to delineate the general requirements for performing Brønsted acid as well as synergistic catalysis with the use of visible light or metals will be outlined and the applicability of these catalytic processes to the synthesis of natural product cores and heterocycles will be presented.

## Plenary

### [0210] Recent Progress In The Total Synthesis of Natural Products

John Wood

Baylor University, Waco, TX, USA

Efforts in our laboratories focus on the synthesis of complex natural products. Recent efforts directed toward syntheses of phomoidride D and hippolachnin A will be described.

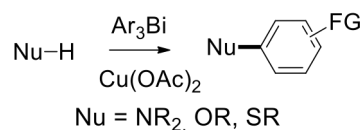
## Short Talk

### [0211] Towards Chemoselective Arylation Reactions of Peptides Using Triarylbiathanes

Martin Hébert<sup>1,2</sup>, Adrien Le Roch<sup>1,2</sup>, Marie-Jeanne Archambault<sup>1,2</sup>, Alexandre Gagnon<sup>1,2</sup>

<sup>1</sup>Université du Québec à Montréal, Montréal, Canada, <sup>2</sup>Pharmaqam, Montréal, Canada

There is a need for general methods that lead to post-synthetic modification of peptides. Currently, few methods exist for the chemoselective arylation on specific amino acid residues. Organobismuth reagents have recently gained interest due to their versatility in bond formation, functional group tolerance, low cost and low toxicity related to the inorganic bismuth salt. Recently, our group has developed efficient arylation methods using highly functionalized trivalent arylbismuth reagents to form C-C, C-O and C-N bonds.<sup>1</sup> In particular, indoles, phenols and aminoalcohols have been successfully arylated in good to excellent yields via substoichiometric copper catalysis in mild conditions. As a result, this method will be further employed as a mean of selective arylation of polypeptides. In this poster, we will present our progress in the development of arylation methods of peptides using triarylbiathanes.



<sup>1</sup> a) Petiot, P.; Gagnon, A. *Eur. J. Org. Chem.*, **2013**, 5282; b) Crifar, C.; Petiot, P.; Ahmad, T.; Gagnon, A. *Chem. Eur. J.*, **2014**, *20*, 2755; c) Petiot, P.; Dansereau, J.; Gagnon, A. *RSC Adv.*, **2014**, *4*, 22255; d) Petiot, P.; Dansereau, J.; Hébert, M.; Khene, I.; Ahmad, T.; Samaali, S.; Leroy, M.; Pinsonneault, F.; Legault, C. Y.; Gagnon, A. *Org. Biomol. Chem.*, **2015**, *13*, 1322.

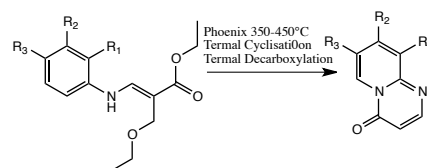
## Poster

### [0212] Investigation of the regioselectivity of thermal cyclization reactions in gas and liquid phase high temperature flow reactors

Richard Jones, Gellert Sipos, Laszlo Lengyel, Gyorgy Dorman, Laszlo Kcosis, Heather Graehl, Ferenc Darvas

Thalesnano, Budapest, Hungary

Gould-Jacobs type intramolecular thermal cyclisations were previously reported in a continuous flow reactor at high temperatures (300-360°C) and pressure (100-160bar) in liquid phase. The regioselectivity of the ring closure depends on the nature and position of the substituents often



leading to a mixture of products. We investigated the regiochemical outcome of subsisted amino-pyridine substructures cyclisation under various conditions in liquid and gas phase as well, applying a flow pyrolysis apparatus under high vacuum between solvent-free conditions. Flash vacuum pyrolysis (FVP) allows a rapid exposure to high temperature (200 – 900C), which often favour the formation of one regioisomer. Here we compare the outcome of the thermal cyclisation of various unsaturated diesters or analogue substructures (derived from condensation with ethoxymethylenomalonate) performed in both systems.

## Invited

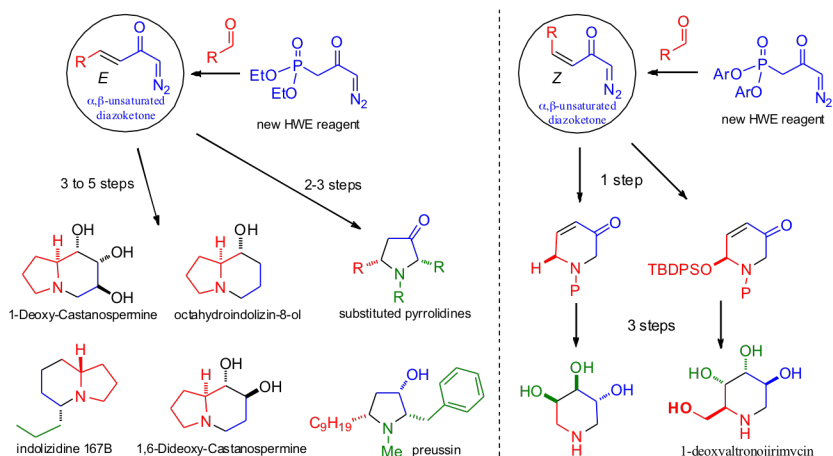
### [0213] $\alpha,\beta$ -Unsaturated Diazoketones as Useful Platforms in the Synthesis of Nitrogen Heterocycles

Antonio Burtoloso

University of São Paulo, São Carlos, Brazil

Diazocompounds are a very interesting class of compounds that can promote a wide range of reactions, such as cyclopropanations, insertion reactions, ylide formation, dimerization and elimination reactions and formation of ketenes by the Wolff rearrangement, among others. An interesting class of these diazocompounds is the  $\alpha,\beta$ -unsaturated diazoketones, which has received little attention when compared to the saturated ones due to the difficulty of its preparation by

the usual existing methods. Herein, we would like to describe two methodologies for the preparation of  $\alpha,\beta$ -unsaturated diazoketones with E and Z geometry employing new Horner-Wadsworth-Emmons reagents and their use as efficient platforms in the synthesis of pyrrolidines, indolizidines and piperidines.



## Plenary

### [0215] The Functionalization of C—H Bonds

M. Christina White

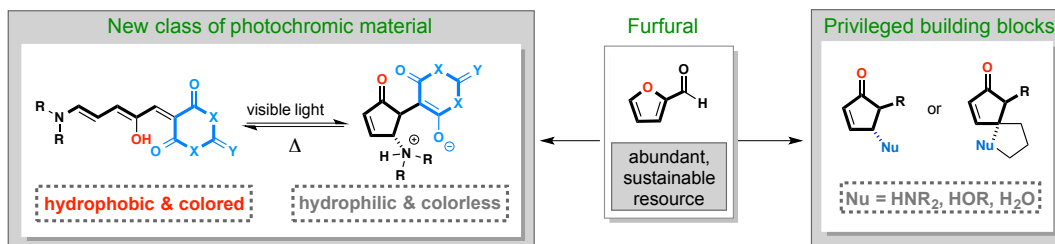
University of Illinois, University of Illinois, USA

Among the frontier challenges in chemistry in the 21st century are the interconnected goals of increasing control of chemical reactivity while synthesizing and diversifying complex molecules with higher efficiency. Traditional organic methods for installing oxidized functionality rely heavily on acid-base reactions that require extensive functional group manipulations (FGMs). In contrast, nature routinely uses allylic and aliphatic C—H oxidation methods, generally mediated by heme and non-heme iron monooxygenase enzymes, to directly install oxidized functionality into the preformed hydrocarbon framework of complex molecules. Due to their ubiquity in complex molecules and inertness to most organic transformations, C—H bonds have typically been ignored in the context of methods development for total synthesis. The exceptions to this rely on substrate directing groups to facilitate site-selectivity and reactivity. The discovery and development of highly selective oxidation methods for the direct installation of oxygen, nitrogen and carbon into allylic and aliphatic C—H bonds of complex molecules and their intermediates are discussed. Unlike Nature which uses elaborate shape or functional group recognition active sites, this chemistry harnesses the subtle electronic, steric, and stereoelectronic interactions between C—H bonds and small molecule transition metal complexes to achieve high regio-, chemo-, stereo- and site-selectivities with high substrate generality- and without the requirement for directing groups. Our current understanding of these interactions gained through empirical and mechanistic studies will be discussed. A user-friendly catalyst reactivity model that calculates and *even predicts* the major site of oxidation as well as the magnitude and direction of the site-selectivity in complex substrates as a function of catalyst will be delineated. Novel strategies for streamlining the process of complex molecule synthesis and diversification enabled by these methods will be presented.

## [0216] Molecular Rearrangements of Furan Heterocycles

Javier Read de Alaniz

University of California Santa Barbara, Santa Barbara, CA, USA



Materials derived from non-edible renewable resources, ideally by-products in food production processes, are valuable starting materials for chemistry. One such raw material, furfural, is produced from hemicellulose derived from agricultural waste products like bagasse, oat hulls and corncobs. Environmentally benign stock-chemicals are important to sustainable development by ensuring a future supply of raw materials. Our group has studied the molecular rearrangement of furfural and its derivatives to streamline the synthesis of molecular building blocks, including a novel class of photochromic material. In this lecture, we will present the development of this chemistry and highlight recent applications of the photochromic material as sensors and their use in light-controlled cargo delivery.

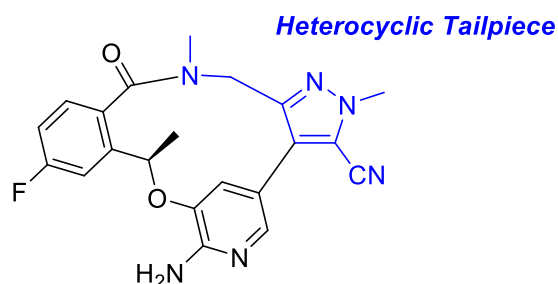
## Short Talk

## [0217] Synthesis and Conformational Studies of Small Molecule Macrocyclic Inhibitors of ALK/ROS1 – Discovery of PF-06463922

Paul Richardson, Ted Johnson, Jacqui Hoffman, Neal Sach, Simon Bailey, Mingying He, Michael Collins, Phuong Le, Bryan Li, Graham Smith, Jeff Elleraas

Pfizer WWMC, La Jolla, CA, USA

This talk will focus on the synthesis of the chemical properties of the macrocyclic inhibitors developed for the EML4 ALK program for the treatment of NSCLC leading to the discovery of the clinical candidate PF-06463922. The work disclosed will feature (i) variations of the heterocyclic tailpiece of the molecule, and the synthetic chemistry to incorporate these into the macrocyclic ring through either macrolactamization or direct arylation, (ii) conformational studies and atropisomerism of specific macrocyclic ring systems, and (iii) optimization and scale-up of the clinical candidate including the evolution of the synthesis of the pyrazole tailpiece.

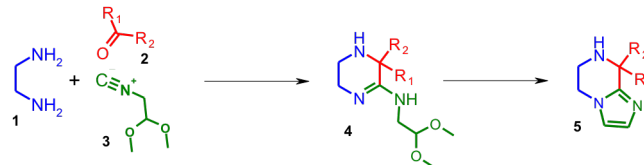


PF-06463922

## [0218] An Efficient Synthesis of Tetrahydroimidazo[1,2-a]pyrazines via Tandem Multicomponent Reaction

Volodymyr Kysil<sup>1</sup>, Haiji Xia<sup>1</sup>, Vasiliy Stolyarenko<sup>2</sup>, Alan Tsavloev<sup>2</sup>, Alexandre Ivachtchenko<sup>1</sup><sup>1</sup>ChemDiv, Inc., San Diego, CA, USA, <sup>2</sup>Chemical Diversity Research Institute, Khimki, Moscow Reg., Russia

Isocyanide based multicomponent reactions (IMCRs) followed by cyclization have become a valuable tools of drug discovery oriented synthetic heterocyclic chemistry since they allow synthesizing diverse nature-like heterocyclic small molecules in simple one-pot procedures. Recently we have developed IMCR of various primary diamines and carbonyl compounds that leads to a wide variety of heterocyclic scaffolds with pyrazine, quinaxoline, hetarenopyrazine, 1,4-diazepine, 1,4-benzodiazepine, and other pharmaceutically relevant cores [1]. Here we report post-condensation modification of the discovered IMCR by involving of dimethyl isocyanoacetal as a bifunctional isocyanide component. This enables further cyclization of intermediate pyrazine-2-amines **4** into target imidazopyrazines **5** under acidic conditions. Since no purification is required for intermediates **4**, the entire synthesis can be performed in one-pot mode. Notably, imidazopyrazine core of general formula **5** is a key structural feature of orexin receptor antagonists (2012), kappa receptor agonists, mGluR5 modulators, and TrkA inhibitors. Scope of the developed tandem reaction including its expansion for the synthesis of spiro-imidazopyrazines and tetrahydroimidazo[1,2-a][1,4]diazepines as well as its application for small molecule libraries synthesis will be discussed.

[1] Kysil, V. et al. *Eur. J. Org. Chem.* **2010**, 1525–1543.

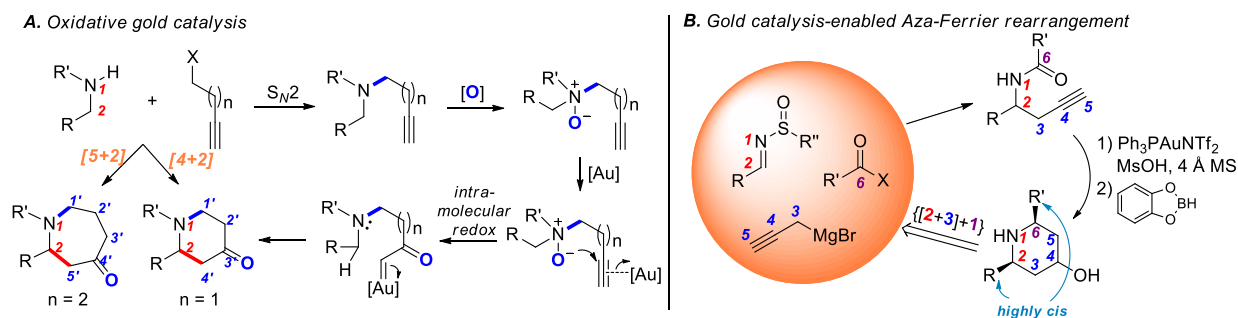
## Invited

## [0219] Gold catalysis in the synthesis of heterocycles


Liming Zhang

UCSB, Santa Barbara, CA, USA

Heterocycles are important structural motifs found in various natural products and functional materials. Their syntheses under mild reaction conditions and in highly efficient manners are still much in demand. On the other hand, Au catalysis has lately emerged as a powerful platform for the development of versatile synthetic methods. In this presentation, two general strategies for the synthesis of *N/O*-heterocycles in the context of gold-catalyzed transformations of alkynes will be discussed. In the first strategy, oxidative catalysis using tethered or external nucleophilic oxidants provide rapid access to azetidin-3-ones, tetrahydrobenzazepinones, piperidin-4-ones, azepin-4-ones and other ring systems. In the second strategy, gold catalysis is employed as the 'spring board' to provide access to versatile intermediates otherwise difficult to obtain, and their further transformations/rearrangements enable the preparation of heterocycles. Among the various implementations of these strategies to be presented, three selected cases are outlined in the Scheme. Applications of these methods in natural product synthesis will also be discussed.

**Scheme.** Gold-Catalyzed Synthesis of Heterocycles

# 2016 JOC Outstanding Author of the Year Lectureship



We are seeking nominations for the 2016 Outstanding Author of the Year Award Lectureship. Nominate an author with an outstanding article published in 2015 in JOC (either in an issue or ASAP) that demonstrates creativity and impact in the field of organic chemistry broadly based. Nominations for and from emerging authors encouraged.

The winner of the  
2016 JOC Outstanding  
Author of the Year  
Lectureship will receive:

- > **An award plaque**
- > **\$3,000 USD**
- > **Travel expenses up to \$1,500 USD to attend the 2016 Fall ACS National Meeting**



## Exhibitors

**Advion**



**EASTMAN**



**Thieme**

International Society  
of Heterocyclic Chemistry



## Conference Facilities

- 1. Corwin Pavilion**  
Registration at Corwin West & East  
Members meeting location on Tuesday
- 2. Lagoon Plaza**  
Wine & cheese location on Sunday evening  
Refreshment break and poster session location
- 3. Manzanita Village**  
On campus accommodation
- 4. Manzanita Bus Loop**  
Excursion pick-up/drop-off location on Wednesday
- 5. Parking Structure 22**  
Long term parking

- 6. Lot 3**  
Only after 5pm parking on Sunday & Monday for evening events
- 7. Ortega Dining Commons**  
Dining hall for participants staying on campus
- 8. University Center**  
Flying A, Harbor, State Street, Lobero
- 9. GSA Lounge**  
Committee Lunch Meeting on Thursday

- 10. MultiCultural Center (MCC)**  
Session location  
Exhibitors
- 11. Girvetz Hall**  
Girvetz 2112, 2115, 2116, 2119
- 12. Goleta Beach**  
Catered BBQ location on Wednesday  
Follow path on bluffs